


Temp&Hum 24 Click



PID: MIKROE-5651

Temp&Hum 24 Click is a compact add-on board that measures the surrounding environment's humidity and temperature. This board features the [HDC3021](#), an integrated capacitive-based relative humidity and temperature sensor with a removable tape cover from [Texas Instruments](#). The HDC3021 is characterized by its high accuracy ($\pm 0.5\%RH$ and $\pm 0.1^{\circ}C$ over a wide operating temperature range) and high resolution, providing 16-bit data to the host controller with a configurable I2C interface. Offset Error Correction reduces RH sensor offset due to aging, exposure to extreme operating conditions, and contaminants to return the device to within accuracy specifications. The long-term stability and reliability, alongside other features, make this Click board™ ideal for developing various automotive temperature and humidity-related applications.

How does it work?

Temp&Hum 24 Click is based on the HDC3021, an integrated interface digital sensor that incorporates both humidity and temperature sensing elements, an analog-to-digital converter, calibration memory, and an I2C compatible interface from Texas Instruments in one package. The sensor performs best when operated within the recommended average temperature and humidity range of $-20-70^{\circ}C$ and 10-90% RH (non-condensing), with each measurement represented in a 16-bit format. The HDC3021 also provides excellent measurement accuracy at low power ($\pm 0.5\%RH$ and $\pm 0.1^{\circ}C$ over a wide operating temperature range).

Mikroe produces entire development toolchains for all major microcontroller architectures.

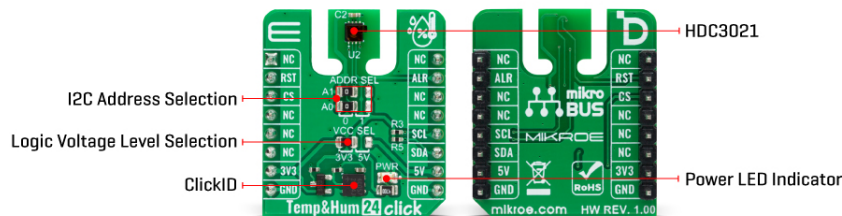
Committed to excellency, we are dedicated to helping engineers bring the project development up to speed and achieve outstanding results.



ISO 27001: 2013 certification of informational security management system.
ISO 14001: 2015 certification of environmental management system.
OHSAS 18001: 2008 certification of occupational health and safety management system.



ISO 9001: 2015 certification of quality management system (QMS).



The HDC3021 measures relative humidity through variations in the capacitance of a polymer dielectric. This sensor has a polyimide tape to cover the opening of the humidity sensor element, which protects it from pollutants that can be produced as part of the manufacturing process. The tape must be removed after the final stages of assembly to measure the relative humidity in the ambient environment accurately. To remove the polyimide tape from the humidity sensor element, TI recommends using an ESD-safe tweezer to grip the adhesive-free tab in the top right corner and slowly peel the adhesive from the top-right corner towards the bottom-left corner in an upward direction. This will help to reduce the risk of scratching the humidity sensor element.

Due to contaminants, the natural aging of the sensor's polymer dielectric, and exposure to extreme operating conditions resulting in long-term drift, the HDC3021 accuracy can incur an offset. Thanks to the Offset Error Correction, the RH sensor offset reduces due to aging, exposure to extreme operating conditions, and contaminants to return the sensor to within accuracy specifications.

This Click board™ communicates with an MCU using the standard I2C 2-Wire interface to read data and configure settings, supporting Fast Mode Plus up to 1MHz. The HDC3021 also has two measurement modes: Trigger-on Demand and Auto Measurement. Trigger-on Demand is a single temperature and relative humidity measurement reading triggered through an I2C command as needed. After the measurement is converted, the sensor remains in Sleep mode until another I2C command is received. Auto Measurement mode is a recurring temperature and relative humidity measurement reading, eliminating the need to initiate a measurement request through an I2C command repeatedly. The HDC3021 wakes from Sleep to measurement mode in this mode based on the selected sampling rate.

Besides, the HDC3021 allows choosing the least significant bit (LSB) of its I2C slave address using the SMD jumpers labeled ADDR_SEL. It also possesses an additional interrupt alert signal, routed on the ALR pin of the mikroBUS™ socket, to provide a notification of ambient temperature and relative humidity measurements that violate programmed thresholds and general reset function routed on the RST pin of the mikroBUS™ socket.

This Click board™ can operate with either 3.3V or 5V logic voltage levels selected via the VCC_SEL jumper. This way, both 3.3V and 5V capable MCUs can use the communication lines properly. However, the Click board™ comes equipped with a library containing easy-to-use functions and an example code that can be used, as a reference, for further development.

Mikroe produces entire development toolchains for all major microcontroller architectures.

Committed to excellency, we are dedicated to helping engineers bring the project development up to speed and achieve outstanding results.



ISO 27001: 2013 certification of informational security management system.
ISO 14001: 2015 certification of environmental management system.
OHSAS 18001: 2008 certification of occupational health and safety management system.




ISO 9001: 2015 certification of quality management system (QMS).

Specifications

Type	Temperature & humidity
Applications	Can be used for developing various automotive temperature and humidity-related applications
On-board modules	HDC3021 - relative humidity and temperature sensor from Texas Instruments
Key Features	Low power consumption, high accuracy, automotive-grade, covers extended operating humidity and temperature ranges, removable tape cover, fully functional in condensing environment, offset error correction, fast data transfer, alert interrupt, and more
Interface	I2C
Feature	ClickID
Compatibility	mikroBUS™
Click board size	S (28.6 x 25.4 mm)
Input Voltage	3.3V or 5V

Pinout diagram

This table shows how the pinout on Temp&Hum 24 Click corresponds to the pinout on the mikroBUS™ socket (the latter shown in the two middle columns).

Notes	Pin					Pin	Notes
	NC	1	AN	PWM	16	NC	
Reset	RST	2	RST	INT	15	ALT	Alert Interrupt
ID COMM	CS	3	CS	RX	14	NC	
	NC	4	SCK	TX	13	NC	
	NC	5	MISO	SCL	12	SCL	I2C Clock
	NC	6	MOSI	SDA	11	SDA	I2C Data
Power Supply	3.3V	7	3.3V	5V	10	5V	Power Supply
Ground	GND	8	GND	GND	9	GND	Ground

Onboard settings and indicators

Label	Name	Default	Description
LD1	PWR	-	Power LED Indicator
JP1	VCC SEL	Left	Logic Level Voltage Selection 3V3/5V: Left position 3V3, Right position 5V
JP2-JP3	ADDR SEL	Left	I2C Address Selection 0/1: Left position 0, Right position 1

Mikroe produces entire development toolchains for all major microcontroller architectures.

Committed to excellency, we are dedicated to helping engineers bring the project development up to speed and achieve outstanding results.



ISO 27001: 2013 certification of informational security management system.
ISO 14001: 2015 certification of environmental management system.
OHSAS 18001: 2008 certification of occupational health and safety management system.



ISO 9001: 2015 certification of quality management system (QMS).

Temp&Hum 24 Click electrical specifications

Description	Min	Typ	Max	Unit
Supply Voltage	-	3.3	-	V
Recommended Operating Temperature Range	-20	+25	70	°C
Recommended Operating Humidity Range	10	-	90	%RH
Temperature Accuracy	-	±0.1	-	°C
Humidity Accuracy	-	±0.5	-	%RH
Data Resolution	-	16	-	bit

Software Support

We provide a library for the TempHum 24 Click as well as a demo application (example), developed using Mikroe [compilers](#). The demo can run on all the main Mikroe [development boards](#).

Package can be downloaded/installed directly from NECTO Studio Package Manager (recommended), downloaded from our [LibStock™](#) or found on [Mikroe github account](#).

Library Description

This library contains API for TempHum 24 Click driver.

Key functions

- `temphum24_read_temp_and_rh` This function reads the temperature in celsius and the relative humidity level in percents.
- `temphum24_read_temp_history` This function reads the temperature minimum and maximum values since the beginning of the measurements.
- `temphum24_read_rh_history` This function reads the relative humidity minimum and maximum values since the beginning of measurements.

Example Description

This example demonstrates the use of Temp & Hum 24 Click board™ by reading the temperature and humidity data.

The full application code, and ready to use projects can be installed directly from NECTO Studio Package Manager (recommended), downloaded from our [LibStock™](#) or found on [Mikroe github account](#).

Other Mikroe Libraries used in the example:

- MikroSDK.Board
- MikroSDK.Log
- Click.TempHum24

Additional notes and informations

Mikroe produces entire development toolchains for all major microcontroller architectures.

Committed to excellency, we are dedicated to helping engineers bring the project development up to speed and achieve outstanding results.



ISO 27001: 2013 certification of informational security management system.
ISO 14001: 2015 certification of environmental management system.
OHSAS 18001: 2008 certification of occupational health and safety management system.



ISO 9001: 2015 certification of quality management system (QMS).

Depending on the development board you are using, you may need [USB UART click](#), [USB UART 2 Click](#) or [RS232 Click](#) to connect to your PC, for development systems with no UART to USB interface available on the board. UART terminal is available in all Mikroe [compilers](#).

mikroSDK

This Click board™ is supported with [mikroSDK](#) - Mikroe Software Development Kit, that needs to be downloaded from the [LibStock](#) and installed for the compiler you are using to ensure proper operation of mikroSDK compliant Click board™ demo applications.

For more information about mikroSDK, visit the [official page](#).

Resources

[mikroBUS™](#)

[mikroSDK](#)

[Click board™ Catalog](#)

[Click boards™](#)

[ClickID](#)

Downloads

[HDC3021 datasheet](#)

[Temp&Hum 24 click 2D and 3D files v100](#)

[Temp&Hum 24 click example on Libstock](#)

[Temp&Hum 24 click schematic v100](#)

Mikroe produces entire development toolchains for all major microcontroller architectures.

Committed to excellency, we are dedicated to helping engineers bring the project development up to speed and achieve outstanding results.



ISO 27001: 2013 certification of informational security management system.
ISO 14001: 2015 certification of environmental management system.
OHSAS 18001: 2008 certification of occupational health and safety management system.



ISO 9001: 2015 certification of quality management system (QMS).

Mouser Electronics

Authorized Distributor

Click to View Pricing, Inventory, Delivery & Lifecycle Information:

[Mikroe:](#)

[MIKROE-5651](#)