


Semper Flash 2 Click



PID: MIKROE-4028

Semper Flash 2 Click is a Click board™ which features the [S25HL512T](#) from [Infineon](#), a perfect solution for the mass storage option in various embedded applications. With fast performance being one of its key features, Semper Flash 2 click can also be used for the code shadowing, execute-in-place (XIP), and data storage. The Infineon Semper Flash with Quad SPI family of products are high-speed CMOS, MirrorBit NOR flash devices. Semper Flash is designed for Functional Safety with development according to ISO 26262 standard to achieve ASIL-B compliance and ASIL-D readiness. The 512 Mbit SPI Flash memory module is one of the fastest and most reliable Flash modules on the market module on the market with 3.0V core and I/O voltage.

The Semper Flash 2 click is supported by a mikroSDK compliant library, which includes functions that simplify software development. This Click board™ comes as a fully tested product, ready to be used on a system equipped with the mikroBUS™ socket.

How does it work?

Featuring both normal and double data rates over the standard, Dual/Quad SPI interface, the improved reliability of the stored information by utilizing the hardware Error Correction Code (ECC) generation, One-Time Programmable (OTP) memory block of 1024 bytes, an advanced sector protection, AutoBoot, and much more, this Click board™ is a perfect solution for the mass storage option in various embedded applications. Due to its fast performance, Semper Flash Click 2 can also be used for the code shadowing, execute-in-place (XIP), and data storage. An additional level translator IC allows Semper Flash Click 2 to be used with a wide range of MCUs.

Mikroe produces entire development toolchains for all major microcontroller architectures.


Committed to excellency, we are dedicated to helping engineers bring the project development up to speed and achieve outstanding results.



ISO 27001: 2013 certification of informational security management system.
ISO 14001: 2015 certification of environmental management system.
OHSAS 18001: 2008 certification of occupational health and safety management system.



ISO 9001: 2015 certification of quality management system (QMS).



The device control logic is subdivided into two parallel operating sections: the Host Interface Controller (HIC) and the Embedded Algorithm Controller (EAC). The HIC monitors signal levels on the device inputs and drives outputs as needed to complete read, program and write data transfers with the host system. The HIC delivers data from the currently entered address map on read transfers; places write transfer address and data information into the EAC command memory, and notifies the EAC of power transition, and write transfers. The EAC interrogates the command memory, after a program or write transfer, for legal command sequences and performs the related Embedded Algorithms.

Executing code directly from Flash memory is often called Execute-In-Place (XIP). By using XIP with Semper Flash devices at the higher clock rates with Quad or DDR Quad SPI transactions, the data transfer rate can match or exceed traditional parallel or asynchronous NOR flash memories while reducing signal count dramatically.

The advanced MirrorBit® technology allows storing of two data bits in each memory array transistor (memory cell), effectively doubling the capacity of a single storage cell this way. The Eclipse™ architecture is responsible for the greatly improved erase and programming performance, compared to other Flash modules of the previous generation. Due to a higher speed, an execute-in-place (XIP), as well as the data shadowing is possible with the Semper Flash click.

One of the key features of the S25HL512T is certainly the AutoBoot feature. It allows the module to automatically initiate the memory transfer from the predefined location (memory read operation) after the reset cycle. Considering a typical communication scenario, where READ command followed by the one or more address bytes need be used, AutoBoot allows the host MCU to pull down the #CS (Chip Select) pin and start receiving a data stream over the SPI interface for as long as the #CS pin is held LOW, without any wasted cycles. As soon as the #CS pin is released, the S25HL512T returns to a normal operation.

The Advanced Sector Protection (ASP) is a powerful protection model that incorporates a set of various software and hardware methods to enable or disable programming or erase operations within a sector or an entire memory. A specialized ASP OTP register offers a password protection mode or a persistent protection mode, allowing an increased flexibility of the protection. Using the OTP memory allows the protection mode to remain in place for the whole life-cycle of the device. The Semper Flash 2 Click board is carrying S25HL memory module with 3.0V core and I/O voltage, if you are interested in 1.8V version of the same part please check our Semper Flash Click with S25HS version.

Mikroe produces entire development toolchains for all major microcontroller architectures.

Committed to excellency, we are dedicated to helping engineers bring the project development up to speed and achieve outstanding results.



ISO 27001: 2013 certification of informational security management system.
ISO 14001: 2015 certification of environmental management system.
OHSAS 18001: 2008 certification of occupational health and safety management system.



ISO 9001: 2015 certification of quality management system (QMS).

The SPI interface pins are routed to the mikroBUS™ so that the interfacing with the microcontroller unit (MCU) is easy and straightforward. Additional pins routed to the mikroBUS™ include the #WP/IO2 pin routed to the mikroBUS™ PWM pin and labeled as IO2, and #HOLD/IO3 pin routed to the mikroBUS™ INT pin and labeled as IO3. There is also the RESET pin, routed to the RST pin of the mikroBUS™, which performs a reset of the Flash module, initiating an AutoBoot sequence if enabled.


EnduraFlex Architecture provides system designers the ability to customize the NOR Flash endurance and retention for their specific application. The host defines partitions for high endurance or long retention, providing up to 1+ million cycles or 25 years of data retention.

Specifications

Type	FLASH
Applications	Mass storage option in multimedia devices, data drives, non-volatile data storage in embedded applications, secure storage, and similar applications that require reliable permanent storage of digital information.
On-board modules	S25HL512T, a 512 Mbit SPI/QSPI Flash memory module, from Cypress
Key Features	High durability of 1+ million cycles, Advanced Sector Protection (ASP), secure OTP memory block, high transfer speed, SFDP mode for easy retrieval of IC-specific information, AutoBoot function for improved startup performance
Interface	QSPI, SPI
Feature	No ClickID
Compatibility	mikroBUS™
Click board size	S (28.6 x 25.4 mm)
Input Voltage	3.3V

Pinout diagram

This table shows how the pinout on Semper Flash 2 click corresponds to the pinout on the mikroBUS™ socket (the latter shown in the two middle columns).

Notes	Pin					Pin	Notes
	NC	1	AN	PWM	16	IO2	Write Protect/IO2
Reset	RST	2	RST	INT	15	IO3	RESET#/IO3
Chip Select	CS	3	CS	RX	14	NC	
SPI Clock	SCK	4	SCK	TX	13	NC	
SPI Data OUT/SO 1	SDO	5	MISO	SCL	12	NC	
SPI Data IN/SO 0	SDI	6	MOSI	SDA	11	NC	
Power Supply	3.3V	7	3.3V	5V	10	NC	

Mikroe produces entire development toolchains for all major microcontroller architectures.

Committed to excellency, we are dedicated to helping engineers bring the project development up to speed and achieve outstanding results.



ISO 27001: 2013 certification of informational security management system.
 ISO 14001: 2015 certification of environmental management system.
 OHSAS 18001: 2008 certification of occupational health and safety management system.



ISO 9001: 2015 certification of quality management system (QMS).

Ground	GND	8	GND	GND	9	GND	Ground
--------	------------	---	-----	-----	---	------------	--------

Onboard settings and indicators

Label	Name	Default	Description
LD1	PWR	-	Power LED Indicator

Software Support

We provide a library for the Semper Flash 2 Click on our [LibStock](#) page, as well as a demo application (example), developed using MikroElektronika [compilers](#). The demo can run on all the main MikroElektronika [development boards](#).

Library Description

Library provides functions for using SPI module, changing pin states. Also it gives you function for controlling memory of device.

Key functions:

- void semperflash2_send_cmd (uint8_t cmd) - Function for sending one byte of data
- void semperflash2_transfer_data (uint8_t *write_buf, uint8_t *read_buf, uint16_t buf_size) - Function for transferring data via SPI module
- void semperflash2_write_data (uint8_t *data_buf, uint16_t buf_size) - Function for writing data via SPI module
- void semperflash2_write_config (semperflash2_cfg_t *cfg_data) - Function for writing new config to device
- uint8_t semperflash2_read_memory (uint32_t addr, uint8_t *data_buf, uint16_t buf_size) - Function for reading memory from specific address
- uint8_t semperflash2_write_memory (uint32_t addr, uint8_t *data_buf, uint16_t buf_size) - Function for writing memory to specific address

Examples description

The application is composed of three sections :

- System Initialization - Initialization of SPI module and setting pins to output
- Application Initialization - Configure device reads manufacturer id and device id and writes device id
- Application Task - Erases memory of one address and then on one cycle writes one buffer and on the other writes other one

Additional Functions :

- void error_handler (uint8_t stat) - Proceses return of the function and if it is error logs witch one it is

The full application code, and ready to use projects can be found on our [LibStock](#) page.

Other mikroE Libraries used in the example:

- SPI
- Conversions

Mikroe produces entire development toolchains for all major microcontroller architectures.
Committed to excellency, we are dedicated to helping engineers bring the project development up to speed and achieve outstanding results.



ISO 27001: 2013 certification of informational security management system.
ISO 14001: 2015 certification of environmental management system.
OHSAS 18001: 2008 certification of occupational health and safety management system.



ISO 9001: 2015 certification of quality management system (QMS).

Additional notes and informations

Depending on the development board you are using, you may need [USB UART click](#), [USB UART 2 click](#) or [RS232 click](#) to connect to your PC, for development systems with no UART to USB interface available on the board. The terminal available in all MikroElektronika [compilers](#), or any other terminal application of your choice, can be used to read the message.

mikroSDK

This Click board™ is supported with [mikroSDK](#) - MikroElektronika Software Development Kit. To ensure proper operation of mikroSDK compliant Click board™ demo applications, mikroSDK should be downloaded from the [LibStock](#) and installed for the compiler you are using.

For more information about mikroSDK, visit the [official page](#).

Resources

[mikroBUS™](#)

[mikroSDK](#)

[Click board™ Catalog](#)

[Click Boards™](#)

Downloads

[Semper Flash 2 click example on Libstock](#)

[S25HL512T datasheet](#)

[Semper Flash 2 click schematic](#)

[Semper Flash 2 click 2D and 3D files](#)

Mikroe produces entire development toolchains for all major microcontroller architectures.

Committed to excellency, we are dedicated to helping engineers bring the project development up to speed and achieve outstanding results.



ISO 27001: 2013 certification of informational security management system.
ISO 14001: 2015 certification of environmental management system.
OHSAS 18001: 2008 certification of occupational health and safety management system.



ISO 9001: 2015 certification of quality management system (QMS).

Mouser Electronics

Authorized Distributor

Click to View Pricing, Inventory, Delivery & Lifecycle Information:

[Mikroe:](#)

[MIKROE-4028](#)