


# LTE Cat.1 3 Click (for North America)



PID: MIKROE-6277

**LTE Cat.1 3 Click (for North America)** is a compact add-on board for reliable 4G wireless communication. This board features the [EG91NAXDGA-128-SGNS](#), an LTE Cat 1 IoT data-only module that meets the 3GPP Release 11 standard from [Quectel](#). It supports multiple wireless standards, including LTE-FDD and WCDMA, ensuring broad network compatibility. Key features include multi-band LTE support (B2/B4/B5/B12/B13/B25/B26), RX diversity for bands B2, B4, and B5, and multi-constellation GNSS (GPS, GLONASS, BeiDou/Compass, Galileo, QZSS). It also integrates a 16-bit mono audio codec for voice functionality with support for CTIA standard headphones. Additionally, it offers a USB Type C connector for power and data transfer, AT command communication, and firmware upgrades. This Click board™ is ideal for North American M2M applications, such as automotive, smart metering, tracking systems, security, routers, and wireless POS.

## How does it work?

LTE Cat.1 3 Click (for North America) is based on the EG91NAXDGA-128-SGNS, a 4G wireless communication data-only module from Quectel with receive diversity. This module supports multiple wireless communication standards, including LTE-FDD and WCDMA, providing reliable data connectivity across various networks. With the ability to also provide voice functionality (the telematics version supporting voice and data functions), this module is designed to meet customers' specific needs. The LTE Cat.1 3 Click supports multiple LTE bands (B2/B4/B5/B12/B13/B25/B26) and RX diversity for bands B2, B4, and B5. Additionally, it offers multi-constellation GNSS support for GPS, GLONASS, BeiDou/Compass, Galileo, and QZSS. It is

Mikroe produces entire development toolchains for all major microcontroller architectures.

Committed to excellency, we are dedicated to helping engineers bring the project development up to speed and achieve outstanding results.




ISO 27001: 2013 certification of informational security management system.  
ISO 14001: 2015 certification of environmental management system.  
OHSAS 18001: 2008 certification of occupational health and safety management system.



ISO 9001: 2015 certification of quality management system (QMS).

fully integrated with Internet service protocols such as TCP, UDP, and PPP, making it easy to use with extended AT commands. This Click board™ meets almost all requirements for M2M applications such as automotive, smart metering, tracking systems, security, routers, wireless POS, and many more.



Communication between the EG91NAXDGA-128-SGNS and the host MCU is made through a UART interface, using standard UART RX and TX pins and hardware flow control pins (CTS/RTS/RI - Clear to Send/Ready to Send/Ring Indicator) for efficient data transfer. The module defaults to a communication speed of 115200bps, allowing for seamless data exchange over [AT commands](#). Notably, this telematics version of the module also features an audio interface, which can be accessed via the I2C interface.

The LTE Cat.1 3 Click audio interface operates through the [MAX9860](#), a 16-bit mono audio voice codec configurable via the I2C interface. This setup works with a jack on the back of the board designed for CTIA standard headphones, which are commonly used in modern smartphones and feature a combined audio and microphone connector. This standard ensures compatibility with a wide range of headphones and headsets. Additionally, the audio interface supports advanced features such as echo cancellation and noise suppression, enhancing the clarity and quality of voice communications.

The LTE Cat.1 3 Click also includes a USB Type C connector for both power and data transfer, compliant with the USB 2.0 specification (slave only). This interface supports data transfer rates of up to 480Mbps, facilitating AT command communication, data transmission, GNSS NMEA sentence output, software debugging, firmware upgrades, and voice over USB. The board features a USB FW upgrade switch labeled USB BOOT to manage firmware upgrades. This switch has positions 0 for normal operation and 1 for firmware upgrades over USB, ensuring a straightforward upgrade process.

In addition, this Click board™ includes several additional functionalities that enhance its usability and control. The PWR button allows users to easily power the module on or off, while the RESET button provides a quick way to reset the module. These functions can also be controlled digitally via the mikroBUS™ pins PWR and RST, offering greater flexibility. Moreover, these controls have dedicated test points for easier debugging and testing. The board also features two visual indicators to provide real-time status updates. The red NET LED offers feedback on network activity: it flickers slowly when searching for a network, flickers quickly during data transfer, and remains steadily on during voice calls. The yellow STAT LED indicates the module's power status, which stays off when the module is off and turns on when the

Mikroe produces entire development toolchains for all major microcontroller architectures.

Committed to excellency, we are dedicated to helping engineers bring the project development up to speed and achieve outstanding results.



ISO 27001: 2013 certification of informational security management system.  
ISO 14001: 2015 certification of environmental management system.  
OHSAS 18001: 2008 certification of occupational health and safety management system.



ISO 9001: 2015 certification of quality management system (QMS).

module is powered on. The board also includes DBG TX/RX interface test points for debug UART communication, simplifying the development and troubleshooting process.

The board features three u.FI connectors for GNSS, LTE, and LTE/WCDMA receive the diversity antenna that MIKROE offers, the [LTE Flat Rotation Antenna](#) and [Active GPS Antenna](#) combined with an [IPEX-SMA cable](#) for flexible and efficient connectivity options. In addition, the user can easily choose the power supply of the GNSS antenna by choosing between 3.3V and 5V on the GNSS ANT jumper. Additionally, the board is equipped with a micro SIM card holder that supports both 1.8V and 3.0V uSIM cards, ensuring compatibility with a wide range of cellular networks and allowing users to select the most appropriate service provider for their particular use case.

This Click board™ can operate with both 3.3V and 5V logic voltage levels selected via the VCC SEL jumper. Since the EG91NAXDGA-128-SGNS operates at 3.8V, logic-level translators, the [TXB0106](#) and [PCA9306](#), are also used for proper operation and an accurate signal-level translation. This way, both 3.3V and 5V capable MCUs can use the communication lines properly. Also, this Click board™ comes equipped with a library containing easy-to-use functions and an example code that can be used as a reference for further development.

## Specifications

Type	GSM/LTE
Applications	Ideal for North American M2M applications such as automotive, smart metering, tracking system, security, router, wireless POS, and many more
On-board modules	EG91NAXDGA-128-SGNS - embedded 4G wireless communication module from Quectel
Key Features	Support of LTE-FDD, and WCDMA communication standards, multi-band North American LTE support, RX diversity for bands B2, B4, and B5, multi-constellation GNSS, data-only, 16-bit mono audio codec compatible with CTIA standard headphones, echo cancellation and noise suppression, USB Type C connector for power and data transfer, software debugging, firmware upgrades, UART communication, visual status indicators, several test points, micro SIM card holder, and more
Interface	I2C, UART
Feature	ClickID
Compatibility	mikroBUS™
Click board size	L (57.15 x 25.4 mm)
Input Voltage	3.3V or 5V

## Pinout diagram

Mikroe produces entire development toolchains for all major microcontroller architectures.

Committed to excellency, we are dedicated to helping engineers bring the project development up to speed and achieve outstanding results.




ISO 27001: 2013 certification of informational security management system.  
ISO 14001: 2015 certification of environmental management system.  
OHSAS 18001: 2008 certification of occupational health and safety management system.



ISO 9001: 2015 certification of quality management system (QMS).

This table shows how the pinout on LTE Cat.1 3 Click (for North America) corresponds to the pinout on the mikroBUS™ socket (the latter shown in the two middle columns).

Notes	Pin					Pin	Notes
Module Power-ON	<b>PWR</b>	1	AN	PWM	16	<b>RI</b>	Ring Indicator
Reset / ID SEL	<b>RST</b>	2	RST	INT	15	<b>CTS</b>	UART CTS
UART RTS / ID COMM	<b>RTS</b>	3	CS	RX	14	<b>TX</b>	UART TX
	NC	4	SCK	TX	13	<b>RX</b>	UART RX
	NC	5	MISO	SCL	12	<b>SCL</b>	I2C Clock
	NC	6	MOSI	SDA	11	<b>SDA</b>	I2C Data
Power Supply	<b>3.3V</b>	7	3.3V	5V	10	<b>5V</b>	Power Supply
Ground	<b>GND</b>	8	GND	GND	9	<b>GND</b>	Ground

## Onboard settings and indicators

Label	Name	Default	Description
LD1	PWR	-	Power LED Indicator
LD2	NET	-	Network Activity Status LED Indicator
LD3	STAT	-	Module Operational Status LED Indicator
JP1	VCC SEL	Left	Logic Voltage Level Selection 3V3/5V: Left position 3V3, Right position 5V
JP2	GNSS ANT	Left	GNSS Antenna Supply Selection 3V3/5V: Left position 3V3, Right position 5V
T1	PWR	-	Module Power-ON Button
T2	RESET	-	Module Reset Button
SW1	USB BOOT	Right	USB FW Upgrade Switch 0/1: Left position 0, Right position 1
TP1-TP2	TX-RX	-	Debug UART Interface Test Points
TP3	PWR	-	Module Power-ON Test Point
TP4	RESET	-	Module Reset Test Point

## LTE Cat.1 3 Click electrical specifications

Description	Min	Typ	Max	Unit
Supply Voltage	3.3	-	5	V
LTE Frequency Range	750	-	2100	MHz
GNSS Frequency Range	1559	-	1609	MHz
GNSS Sensitivity (Cold Start)	-	-146	-	dBm
GNSS TTFF (Cold Start)	-	34.6	-	sec

Mikroe produces entire development toolchains for all major microcontroller architectures.

Committed to excellency, we are dedicated to helping engineers bring the project development up to speed and achieve outstanding results.



ISO 27001: 2013 certification of informational security management system.  
 ISO 14001: 2015 certification of environmental management system.  
 OHSAS 18001: 2008 certification of occupational health and safety management system.



ISO 9001: 2015 certification of quality management system (QMS).



GNSS Accuracy (Open Sky)	-	<2.5	-	m
--------------------------	---	------	---	---

## Software Support

We provide a library for the LTE Cat.1 3 NAX Click as well as a demo application (example), developed using MIKROE [compilers](#). The demo can run on all the main MIKROE [development boards](#).

Package can be downloaded/installed directly from NECTO Studio Package Manager (recommended), downloaded from our [LibStock™](#) or found on [MIKROE github account](#).

## Library Description

This library contains API for LTE Cat.1 3 NAX Click driver.

Key functions

- `ltecat13nax_write_register` This function writes a data byte into the selected register address.
- `ltecat13nax_max9860_cfg` This function is used to set basic config for MAX9860 of LTE Cat.1 3 NAX click board.
- `ltecat13nax_send_sms_pdu` This function sends text message to a phone number in PDU mode.

## Example Description

Application example shows device capability of connecting to the network and sending SMS, TCP/UDP messages, calling the selected number, or getting GNSS location using standard "AT" commands.

The full application code, and ready to use projects can be installed directly from NECTO Studio Package Manager (recommended), downloaded from our [LibStock™](#) or found on [MIKROE github account](#).

Other MIKROE Libraries used in the example:

- MikroSDK.Board
- MikroSDK.Log
- Click.LTECat13NAX

## Additional notes and informations

Depending on the development board you are using, you may need [USB UART click](#), [USB UART 2 Click](#) or [RS232 Click](#) to connect to your PC, for development systems with no UART to USB interface available on the board. UART terminal is available in all MIKROE [compilers](#).

## mikroSDK

This Click board™ is supported with [mikroSDK](#) - MIKROE Software Development Kit. To ensure

Mikroe produces entire development toolchains for all major microcontroller architectures.

Committed to excellency, we are dedicated to helping engineers bring the project development up to speed and achieve outstanding results.



ISO 27001: 2013 certification of informational security management system.  
ISO 14001: 2015 certification of environmental management system.  
OHSAS 18001: 2008 certification of occupational health and safety management system.



ISO 9001: 2015 certification of quality management system (QMS).

proper operation of mikroSDK compliant Click board™ demo applications, mikroSDK should be downloaded from the [LibStock](#) and installed for the compiler you are using.

For more information about mikroSDK, visit the [official page](#).

## Resources

[mikroBUS™](#)

[mikroSDK](#)

[Click board™ Catalog](#)

[Click boards™](#)

[ClickID](#)

## Downloads

[MAX9860 datasheet](#)

[EG91 datasheet](#)

[LTE Cat.1 3 click 2D and 3D files v101](#)

[LTE Cat.1 3 click \(for North America\) schematic v101](#)

[LTE Cat.1 3 Click \(for North America\) example on Libstock](#)

[EG9x AT Commands](#)

Mikroe produces entire development toolchains for all major microcontroller architectures.

Committed to excellency, we are dedicated to helping engineers bring the project development up to speed and achieve outstanding results.



ISO 27001: 2013 certification of informational security management system.  
ISO 14001: 2015 certification of environmental management system.  
OHSAS 18001: 2008 certification of occupational health and safety management system.



ISO 9001: 2015 certification of quality management system (QMS).

# Mouser Electronics

Authorized Distributor

Click to View Pricing, Inventory, Delivery & Lifecycle Information:

[Mikroe:](#)

[MIKROE-6277](#)