



5G NB IoT Click





5G NB IoT Click features an integrated NB-IoT transceiver, multi-band mobile cellular devices. The module can operate over 698-960 MHz and 1695-2180MHz with a 200 kHz system bandwidth. It is designed to communicate with mobile network operator (MNO) infrastructure equipment using the 3GPP NB-IoT radio protocol.

The Cinterion ENS22 IoT module platform offers a suite of NB-IoT connectivity solutions optimized specifically for IoT applications and prepared to support release 14 without the need to migrate to a new chipset. It delivers Five Band LTE (3, 5, 8, 20, 28) connectivity with deep indoor coverage and extended range in rural areas. The module offers a built-in IP stack which supports a range of internet services protected by an enhanced security concept.

Incremental Firmware Over The Air (FOTA) updates allow revision of only the portion of code that needs updating, saving power and bandwidth to extend the life span of IoT solutions. The module's simplified power supply design and advanced management system extends battery lifetime and improves TCO.

This Click board™ is equipped with the USB type C connector. It allows the module to be powered and configured by a personal computer. The FT230X IC requires drivers in order to work. FTDI offers drivers for all major OSes on their official driver download web page. Also, Windows OS drivers are included in the download section, below.

5G NB IoT Click have fully-integrated Li-Ion or Li-Polymer battery charger witch in combination with module up to 10 ~ 15 years of battery life allow user using it completely standalone and battery powered only.

J1 jumper can be used for power consumption monitoring.

Mikroe produces entire development toolchains for all major microcontroller architectures.

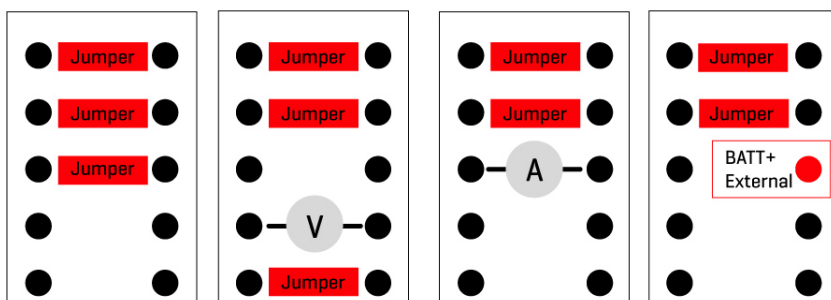
Committed to excellency, we are dedicated to helping engineers bring the project development up to speed and achieve outstanding results.



ISO 27001: 2013 certification of informational security management system.
ISO 14001: 2015 certification of environmental management system.
OHSAS 18001: 2008 certification of occupational health and safety management system.



ISO 9001: 2015 certification of quality management system (QMS).



Default Configuration

Voltage measurement over 100Ω shunt

Current measurement with current meter

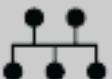
External Power Supply

Specifications

Type	LTE IoT
Applications	5G NB IoT click is ideal for stationary IoT applications that send data only at intermittent intervals such as metering and smart city applications
On-board modules	ENS22
Key Features	Optimized specifically for IoT applications, Five Band LTE (3, 5, 8, 20, 28) connectivity with deep indoor coverage and extended range in rural areas, a built-in IP stack which supports a range of internet services protected by an enhanced security concept
Interface	GPIO,UART,USB
Feature	No ClickID
Compatibility	mikroBUS™
Click board size	L (57.15 x 25.4 mm)
Input Voltage	3.3V,5V

Pinout diagram

This table shows how the pinout on 5G NB IoT click corresponds to the pinout on the mikroBUS™ socket (the latter shown in the two middle columns).

Notes	Pin					Pin	Notes
	NC	1	AN	PWM	16	NC	
Ignition	ON	2	RST	INT	15	RTS	Ready to Send
Clear to Send	CTS	3	CS	RX	14	TX	UART TX (transmit)
	NC	4	SCK	TX	13	RX	UART RX (receive)
	NC	5	MISO	SCL	12	NC	

Mikroe produces entire development toolchains for all major microcontroller architectures.

Committed to excellency, we are dedicated to helping engineers bring the project development up to speed and achieve outstanding results.



ISO 27001: 2013 certification of informational security management system.
ISO 14001: 2015 certification of environmental management system.
OHSAS 18001: 2008 certification of occupational health and safety management system.



ISO 9001: 2015 certification of quality management system (QMS).

	NC	6	MOSI	SDA	11	NC	
Power Supply	3.3V	7	3.3V	5V	10	5V	Power Supply
Ground	GND	8	GND	GND	9	GND	Ground

Onboard settings and indicators

Label	Name	Default	Description
LD1	PWR	-	Power LED Indicator
LD2	CHG	-	Battery charging
LD3	RX/TX	-	RX/TX LED
LD4	ON	-	Module ON
SW1	ON	-	Ignition
J1	-	Populated 1.2.3	PWR jumper

Software Support

We provide a library for the 5G NB IoT Click on our [LibStock](#) page, as well as a demo application (example), developed using MikroElektronika [compilers](#). The demo can run on all the main MikroElektronika [development boards](#).

Library Description

Library provides control over on pin and ability to send commands through UART module.

Key functions:

- void c5gnbiot_send_cmd (uint8_t *cmd) - Function for sending commands to device
- void c5gnbiot_set_on (uint8_t state) - Generic function for setting on pin status

Examples description

The application is composed of three sections :

- System Initialization - Initialization of UART MODULE and additional pins
- Application Initialization - Turns on device and sends initial commands
- Application Task - Checks some device parameters by sending AT commands

The full application code, and ready to use projects can be found on our [LibStock](#) page.

Other mikroE Libraries used in the example:

- UART

Additional notes and informations

Depending on the development board you are using, you may need [USB UART click](#), [USB UART 2 click](#) or [RS232 click](#) to connect to your PC, for development systems with no UART to USB interface available on the board. The terminal available in all MikroElektronika [compilers](#), or any other terminal application of your choice, can be used to read the message.

mikroSDK

This Click board™ is supported with [mikroSDK](#) - MikroElektronika Software Development Kit. To Mikro produces entire development toolchains for all major microcontroller architectures.

Committed to excellency, we are dedicated to helping engineers bring the project development up to speed and achieve outstanding results.



ISO 27001: 2013 certification of informational security management system.
ISO 14001: 2015 certification of environmental management system.
OHSAS 18001: 2008 certification of occupational health and safety management system.



ISO 9001: 2015 certification of quality management system (QMS).

ensure proper operation of mikroSDK compliant Click board™ demo applications, mikroSDK should be downloaded from the [LibStock](#) and installed for the compiler you are using.

For more information about mikroSDK, visit the [official page](#).

Resources

[mikroBUS™](#)

[mikroSDK](#)

[Click board™ Catalog](#)

[Click Boards™](#)

Downloads

[5G NB IoT click 2D and 3D files](#)

[M2M ENS22 datasheet](#)

[5G NB IoT click schematic](#)

[5G NB IoT click example on Libstock](#)

Mikroe produces entire development toolchains for all major microcontroller architectures.

Committed to excellency, we are dedicated to helping engineers bring the project development up to speed and achieve outstanding results.



ISO 27001: 2013 certification of informational security management system.
ISO 14001: 2015 certification of environmental management system.
OHSAS 18001: 2008 certification of occupational health and safety management system.



ISO 9001: 2015 certification of quality management system (QMS).

Mouser Electronics

Authorized Distributor

Click to View Pricing, Inventory, Delivery & Lifecycle Information:

[Mikroe:](#)

[MIKROE-4034](#)