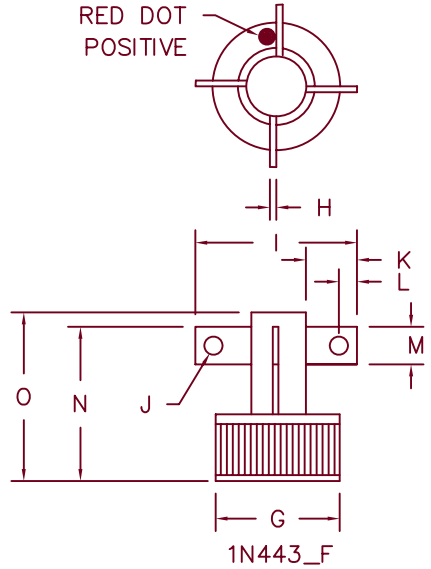
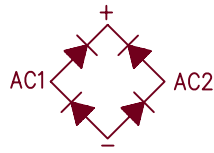
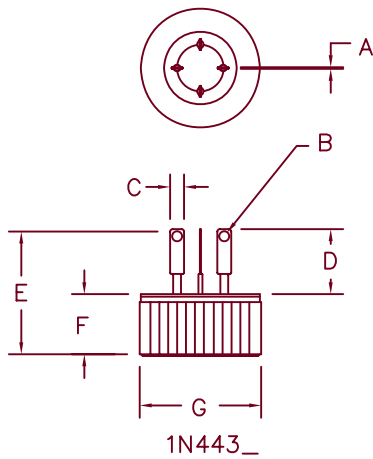
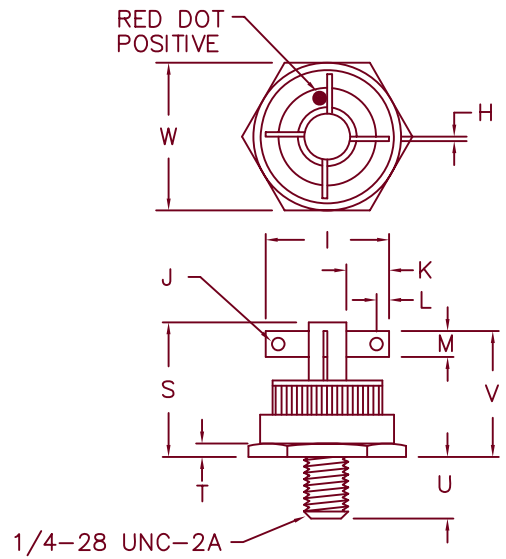
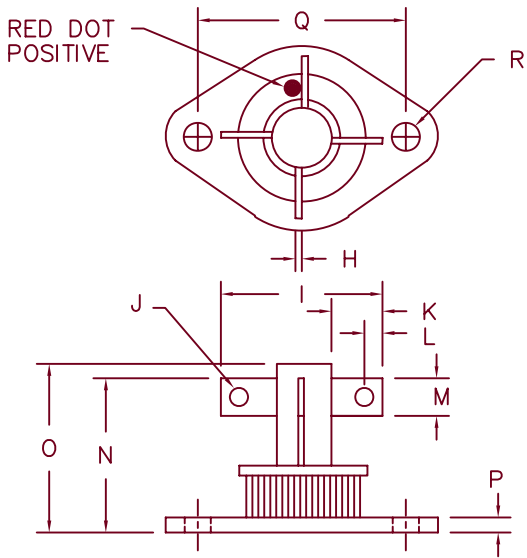


# Single Phase Bridge Rectifier

## 1N4436 — 1N4438



Note: Electrically Isolated



1N443\_FT ← For Parts w/o Flags Delete F → 1N443\_FS

Dim.	Inches		Millimeter		Notes
	Minimum	Maximum	Minimum	Maximum	
A	.018	.028	0.46	0.71	
B	---	.070 typ.	---	---	Dia.
C	---	.125 typ.	---	---	
D	.290	.330	7.37	8.38	
E	---	.825	---	20.95	
F	.390	.420	9.90	10.67	
G	.751	.755	19.07	19.18	
H	---	.032 typ.	---	---	
I	---	1.0	---	25.4	
J	---	.11 typ.	---	---	Dia.
K	.250	---	6.35	---	

Dim.	Inches		Millimeter		Notes
	Minimum	Maximum	Minimum	Maximum	
L	---	.125 Typ.	---	---	
M	---	.187 Typ.	---	---	
N	---	.830	---	21.08	
O	---	.930	---	23.62	
P	---	.135	---	3.43	
Q	1.177	1.197	29.90	30.40	
R	.151	.161	3.84	4.10	Dia.
S	---	1.20	---	30.48	
T	---	.125 typ.	---	---	
U	.340	.400	8.64	10.16	
V	---	1.10	---	27.94	
W	---	.875	---	22.83	



6 Lake Street  
Lawrence, MA 01841  
PH: (978) 620-2600  
FAX: (978) 689-0803  
www.microsemi.com

05-01-07 Rev. 3

# 1N4436 – 1N4438

Microsemi  
Catalog Number

1N4436  
1N4437  
1N4438

Repetitive Peak  
Reverse Voltage

200V  
400V  
600V

- Glass Passivated Die
- Hermetically sealed
- Soft Recovery
- 160°C Junction temperature
- 2000VDC Isolation voltage

## Electrical Characteristics

DC forward current output  
Maximum Surge Current  
Maximum  $I^2t$  For Fusing  
Max. Peak Forward Voltage per leg  
Max. Peak Reverse Current  
Max. Peak Reverse Current

$I_o$  10A  
 $I_{FSM}$  100 Amps  
 $I^2t$  40A<sup>2</sup>s  
 $V_{FM}$  1.2 Volts  
 $I_{RM}$  10  $\mu$ A  
 $I_{RM}$  1.0 mA

$T_C = 100^\circ\text{C}$ ,  $R_{\theta JC} = 1.5^\circ\text{C/W}$

$I_{FM} = 10\text{A}$ :  $T_J = 25^\circ\text{C}$   
 $V_{RRM}$ ,  $T_J = 25^\circ\text{C}$   
 $V_{RRM}$ ,  $T_J = 150^\circ\text{C}$

## Thermal and Mechanical Characteristics

Storage temp range  
Max thermal resistance

$T_{STG}$ ,  $T_{OP}$   
 $R_{\theta JC}$

$-65^\circ\text{C}$  to  $+160^\circ\text{C}$   
 $1.5^\circ\text{C/W}$  junction to case

# 1N4436 - 1N4438

Figure 1  
Typical Forward Characteristics

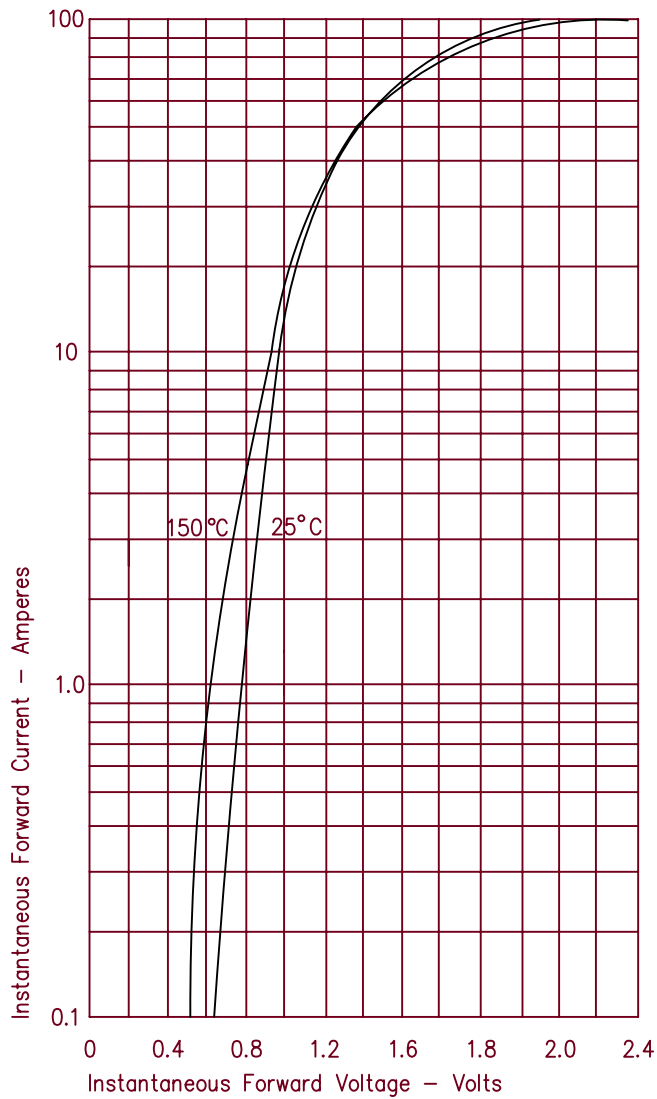


Figure 3  
Forward Current Derating

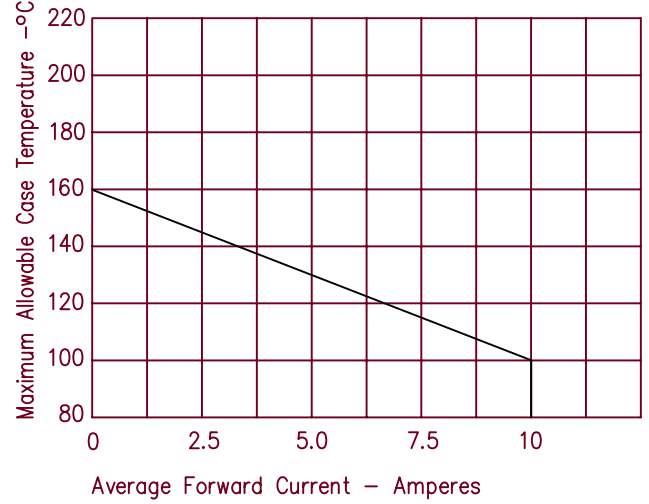
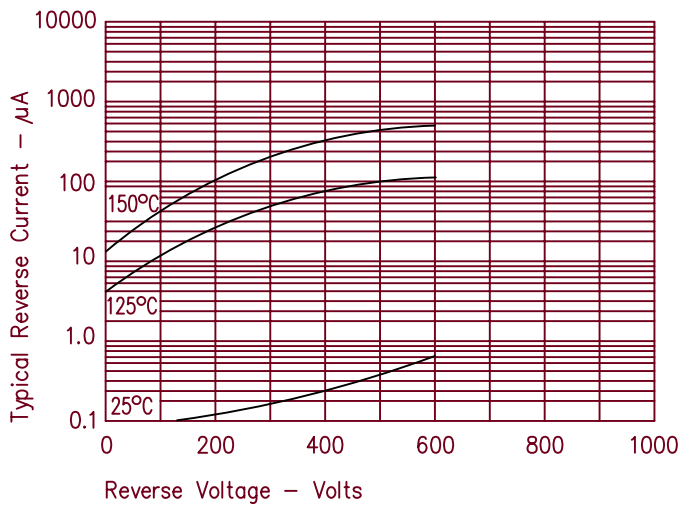


Figure 2  
Typical Reverse Characteristics



# Mouser Electronics

Authorized Distributor

Click to View Pricing, Inventory, Delivery & Lifecycle Information:

[Microchip:](#)

[1N4436](#) [1N4437](#) [1N4438](#) [1N4436FS](#) [1N4437FT](#)