

## DESCRIPTION

This series of surface mount capacitors utilize new and unique monolithic MMSM<sup>®</sup> technology. The technology is a package/device integration accomplished at the wafer fabrication level. Since interconnections utilize precision photolithographic techniques rather than wire bonds, parasitic package inductance is tightly controlled. The package parasitics provide smooth non-resonant functionality through X Band. Microsemi utilizes high quality dielectric materials resulting in exceptional Quality Factor (Q) and lowest loss. Insertion loss is typically less than 0.2 db over the working frequency range. This series of devices meets RoHS requirements per EU Directive 2002/95/EC.

## APPLICATIONS

The MPC8000 MMSM<sup>®</sup> capacitors are used in RF circuits for dc blocks, capacitive coupling and RF bypass. They are used for fixed capacitive tuning of oscillators, multipliers or filter elements.


## KEY FEATURES

- Low parasitics  
L<sub>P</sub> = 0.02nH Typical  
C<sub>P</sub> = 0.04pF Typical
- Surface Mount design
- Broadband Performance through X-Band
- Available on Tape & Reel for automated pick & place assembly
- Small, SOD 323 Footprint
- RoHS Compliant <sup>1</sup>

1- These devices are supplied with gold terminations.

## APPLICATIONS/BENEFITS

- DC Blocks
- Capacitive coupling
- RF Bypass
- Fixed Filter Elements



## ABSOLUTE MAXIMUM RATINGS AT 25° C (UNLESS OTHERWISE SPECIFIED)

Rating	Symbol	Value	Unit
Maximum Leakage Current @80% of minimum Rated V <sub>B</sub>	I <sub>R</sub>	10	nA
Operating Temperature	T <sub>OP</sub>	-55 to +125	°C
Storage Temperature	T <sub>STG</sub>	-55 to +125	°C

**IMPORTANT:** For the most current data, consult our website: [www.MICROSEMI.com](http://www.MICROSEMI.com)

Specifications are subject to change. Consult factory for latest information .



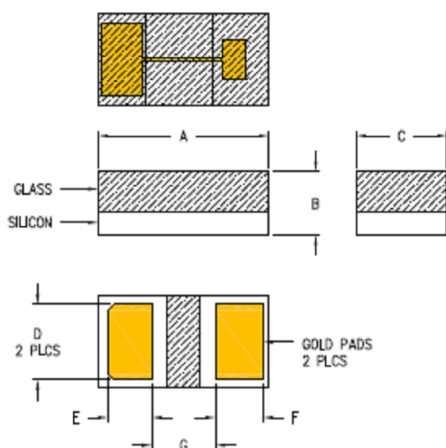
These devices are ESD sensitive and must be handled using ESD precautions.

**DEVICE ELECTRICAL PARAMETERS @ 25 °C**  
 (unless otherwise specified)

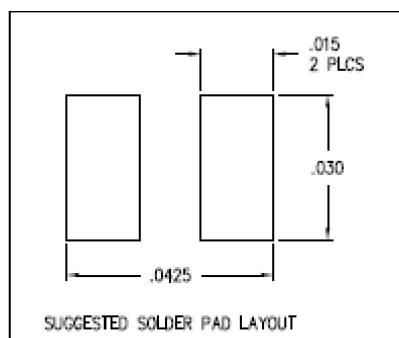
Model Number	V <sub>B</sub> (V) (Min)	C <sub>T</sub> (pF) <sup>1</sup>	Tolerance (+/-%)
MPC8010	100	1.0	15
MPC8020	100	2.0	10
MPC8050	100	5.0	10
MPC8100	100	10.0	10
MPC8200	100	20.0	10
MPC8300	100	30.0	10

**Notes**

- 1- Capacitance is measured at  $f = 1$  MHz.

**PACKAGE STYLE 306**


DIM	INCHES		MM	
	MIN	MAX	MIN	MAX
A	0.038	0.048	0.965	1.219
B	0.011	0.021	0.279	0.533
C	0.018	0.028	0.457	0.711
D	0.014	0.024	0.356	0.610
E	0.006	0.016	0.152	0.406
F	0.007	0.017	0.178	0.432
G	0.011	0.021	0.279	0.533

**SOLDER PAD LAYOUT**


# Mouser Electronics

Authorized Distributor

Click to View Pricing, Inventory, Delivery & Lifecycle Information:

[Microchip:](#)

[MPC8100-206/TR](#) [MPC8050-206/TR](#) [MPC8020-206/TR](#)