


Mixed Signal Daughter Card Quickstart Card

This daughter card is designed for connection to the mixed signal header on the SmartFusion[®] Evaluation Kit (A2F-EVAL-KIT-2) or Development Kit (A2F500-DEV-KIT-2).

The board comes with rubber feet attached. If it is being used with the development kit, the standoff supplied in the box can be attached to match board height.



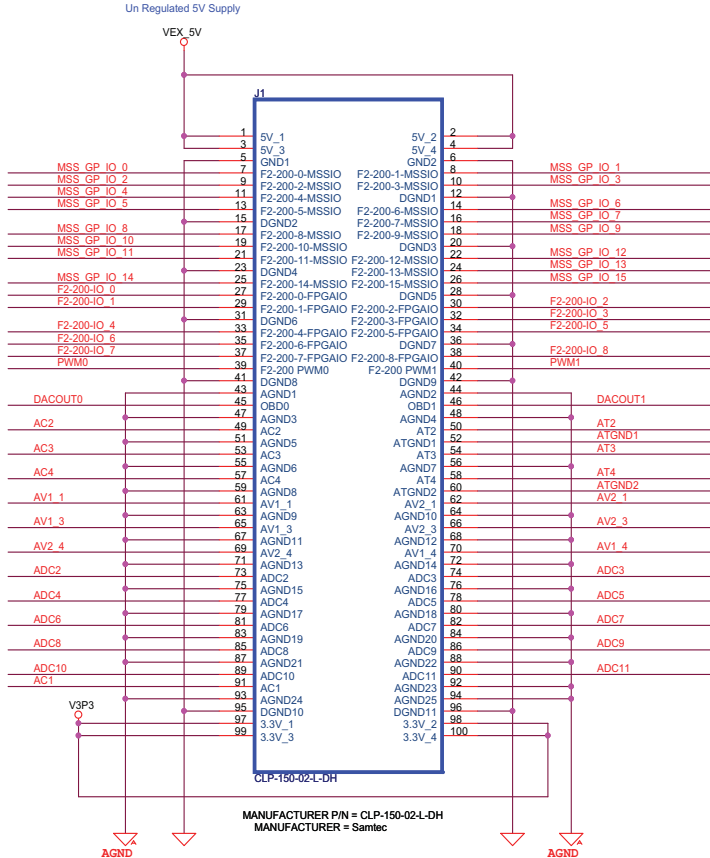
Test point (TP) signals are listed below:

TP	Signal	TP	Signal	TP	Signal	TP	Signal
TP1	MSS_GP_IO_0	TP16	MSS_GP_IO_15	TP31	AC2	TP45	ADC4
TP2	MSS_GP_IO_1	TP17	F2-200-IO_0	TP32	ATGND1	TP46	ADC3
TP3	MSS_GP_IO_2	TP18	F2-200-IO_2	TP33	AC3	TP47	ADC6
TP4	MSS_GP_IO_3	TP19	F2-200-IO_1	TP34	AT3	TP48	ADC5
TP5	MSS_GP_IO_4	TP20	F2-200-IO_3	TP35	AC4	TP49	ADC8
TP6	MSS_GP_IO_5	TP21	F2-200-IO_4	TP36	AT4	TP50	ADC7
TP7	MSS_GP_IO_6	TP22	F2-200-IO_5	TP37	AV1_1	TP51	ADC10
TP8	MSS_GP_IO_7	TP23	F2-200-IO_6	TP38	ATGND2	TP52	ADC9
TP9	MSS_GP_IO_8	TP24	F2-200-IO_8	TP39	AV1_3	TP53	AC1
TP10	MSS_GP_IO_9	TP25	F2-200-IO_7	TP40	AV2_1	TP54	ADC11
TP11	MSS_GP_IO_10	TP26	PWM1	TP41	AV2_4	TP55	VEX_5V
TP12	MSS_GP_IO_12	TP27	PWM0	TP42	AV2_3	TP56	V3P3
TP13	MSS_GP_IO_11	TP28	DACOUT1	TP43	ADC2	TP57	GND
TP14	MSS_GP_IO_13	TP29	DACOUT0	TP44	AV1_4	TP58	GND
TP15	MSS_GP_IO_14	TP30	AT2				

Mixed Signal Daughter Card Quickstart Card

The mixed signal connector connects directly to the SmartFusion Evaluation Kit or Development Kit mixed signal header.

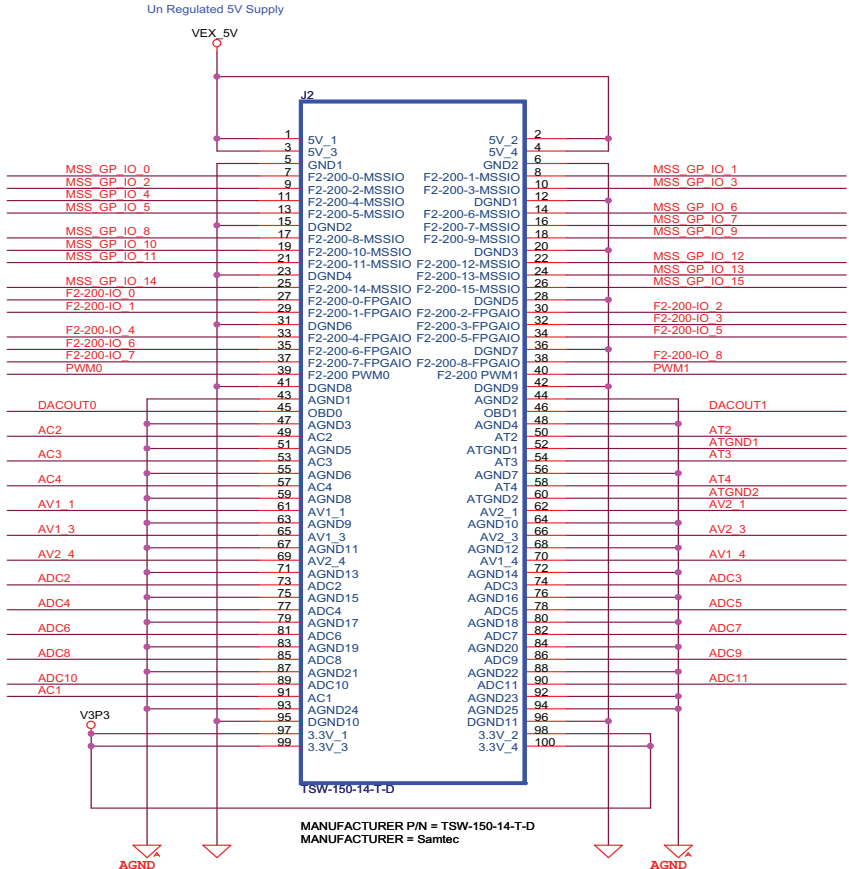
Mixed Signal Connector



Matting connector " FTSH-150-01-L-D-RA "

This second connector can be used to probe signals or build add on connectors. It does not connect to any other Microsemi-specific hardware.

Break Out Board - Signal Connector



Software and Licensing

Download and install the latest release of Libero[®] System-on-Chip (SoC) software from the Microsemi SoC Products Group website (www.microsemi.com/soc) and register for your free Gold license. In order to design with a Cortex-M1-enabled device, you should install both the Libero SoC and SoftConsole tools. SoftConsole is used for programming and debug of embedded processor designs.

Software releases: www.microsemi.com/soc/download/software/libero

Documentation Resources

For further information, including user's guide, tutorial, and full design examples, refer to the SmartFusion Kit pages:

SmartFusion Evaluation Kit

www.microsemi.com/soc/products/hardware/devkits_boards/smartfusion_eval.aspx

SmartFusion Development Kit

www.microsemi.com/soc/products/hardware/devkits_boards/smartfusion_dev.aspx

SmartFusion Mixed Signal Daughter Card

www.microsemi.com/soc/products/hardware/devkits_boards/mpm_dc.aspx

Technical Support and Contacts

Technical support is available online at www.microsemi.com/soc/support and by email at soc_tech@microsemi.com.

Microsemi SoC Sales offices, including Representatives and Distributors, are located worldwide. To find your local representative visit www.microsemi.com/soc/company/contact.

Mouser Electronics

Authorized Distributor

Click to View Pricing, Inventory, Delivery & Lifecycle Information:

[Microchip:](#)

[MIXED-SIGNAL-DC](#)