



RE46C108

Piezoelectric Horn Driver and Voltage Regulator

Product Specification

General Description

The RE46C108 is a piezoelectric horn driver with a voltage regulator that can operate at 3.3V or 5V. It is intended for applications requiring a 9V horn driver with a low voltage logic supply. The horn feedback control pin is designed for use with self-oscillating piezoelectric horn but can also be used in direct drive applications.

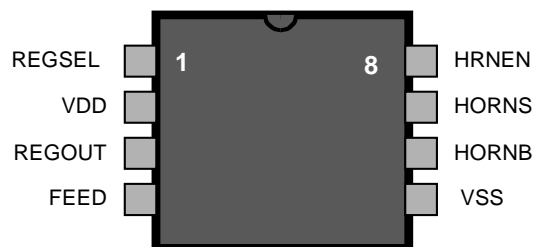
Applications

Smoke detectors
CO Detectors
Personal Security Products
Electronic Toys

Features

- Low Quiescent Current
- Low Horn Driver Ron
- Voltage Regulation to 3.3V or 5V
- Available in DIP and SOIC packaging
- Available in Standard Packaging or RoHS Compliant Pb Free Packaging

Pin Configuration



Absolute maximum ratings

Supply Voltage V_{DD}	-.5V to +14V
Input voltage Range V_{in}	-.3V to $V_{DD} + .3V$, except FEED
FEED Input Voltage Range V_{inf}	-10V to +22V
Input Current I_{in}	10mA, except FEED
Operating Temperature	-40 to 85°C
Continuous Output Current (HornS, HornB)	30mA
Continuous Output Current (REGOUT)	55mA

Stresses beyond those listed under Absolute Maximum Ratings may cause permanent damage to the device. These are stress ratings only and operation at these conditions for extended periods may affect device reliability.

This product utilizes CMOS technology with static protection; however proper ESD prevention procedures should be used when handling this product. Damage can occur when exposed to extremely high static electrical charges

RE46C108

Piezoelectric Horn Driver and Voltage Regulator
Product Specification



R&E International
A Subsidiary of Microchip Technology Inc.

Electrical Characteristics at $T_A = 25^\circ\text{C}$, $V_{DD} = 9\text{V}$, $V_{SS} = 0\text{V}$ (unless otherwise noted).

Parameter	Test Pin	Test Conditions	Limits			Units
			Min	Typ	Max	
Supply Voltage	Vdd	Operating	6.0	9.0	13.8	V
Standby Supply Current	Vdd	Hrnen=Vss; No Loads			4	μA
Input Leakage	Hrnen, Resel	Vin=Vdd or Vss	-100		100	nA
	FEED	Feed = +22V		20	50	μA
	FEED	Feed = -10V	-50	-15		μA
Input Voltage Low	Hrnen, Regsel				1.0	V
Input Voltage High	Hrnen, Regsel		2.3			V
Output Low Voltage	Horns or Hornb	Iout=16mA; Vdd=9V		0.3	0.5	V
		Vdd=7.2V			0.9	V
Output High Voltage	Horns or Hornb	Iout=-16mA; Vdd=9V	8.5	8.7		V
		Vdd=7.2V	6.3			V
Regulator Voltage	Regout	Iout<50mA; Regsel=Vdd	4.75	5.0	5.25	V
		Iout<50mA; Regsel=Vss $T_A = -40$ to 85°C See note #3	3.10	3.3	3.50	V
Line Regulation	Regout	$6\text{V} < V_{DD} < 12\text{V}$; No load		30		mV
Load Regulation	Regout	$0\text{mA} < I_{out} < 20\text{mA}$		100		mV
Brown-Out Threshold Voltage *See note #1	Vdd	Regsel=Vdd or Vss Falling edge of Vdd	4.5	5.0	5.5	V
Brown-Out Pull Down Current	Regout	Vdd=4.5V; Regout=2V	15	25		mA
Regout Overvoltage Clamp *See note #2	Regout	Regsel=Vdd; Iout > 1mA	5.5	6.0	6.5	V
		Regsel=Vss; Iout > 1mA	3.7	4.0	4.3	V

Notes:

1/ The brown-out threshold voltage is the Vdd voltage at which the regulator will be disabled and Regout will be pulled to Vss.

2/ In normal operation, the regulator will provide high-side current of up to 20mA, but current sinking capability is typically under 1 μA . The overvoltage clamp is intended to limit the voltage at Regout when it is pulled up by an external source.

3/ The limits shown are 100% tested at 25C only. Test limits are guard-banded based on temperature characterization to guarantee compliance at temperature extremes.

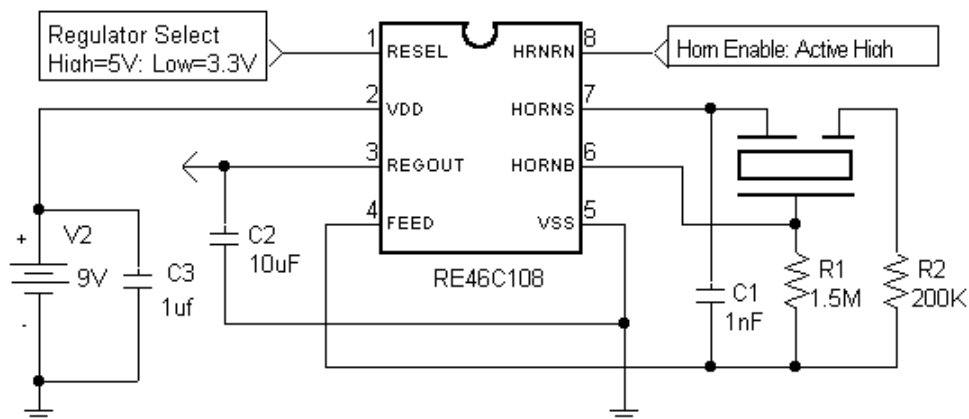
RE46C108

Piezoelectric Horn Driver and Voltage Regulator
Product Specification



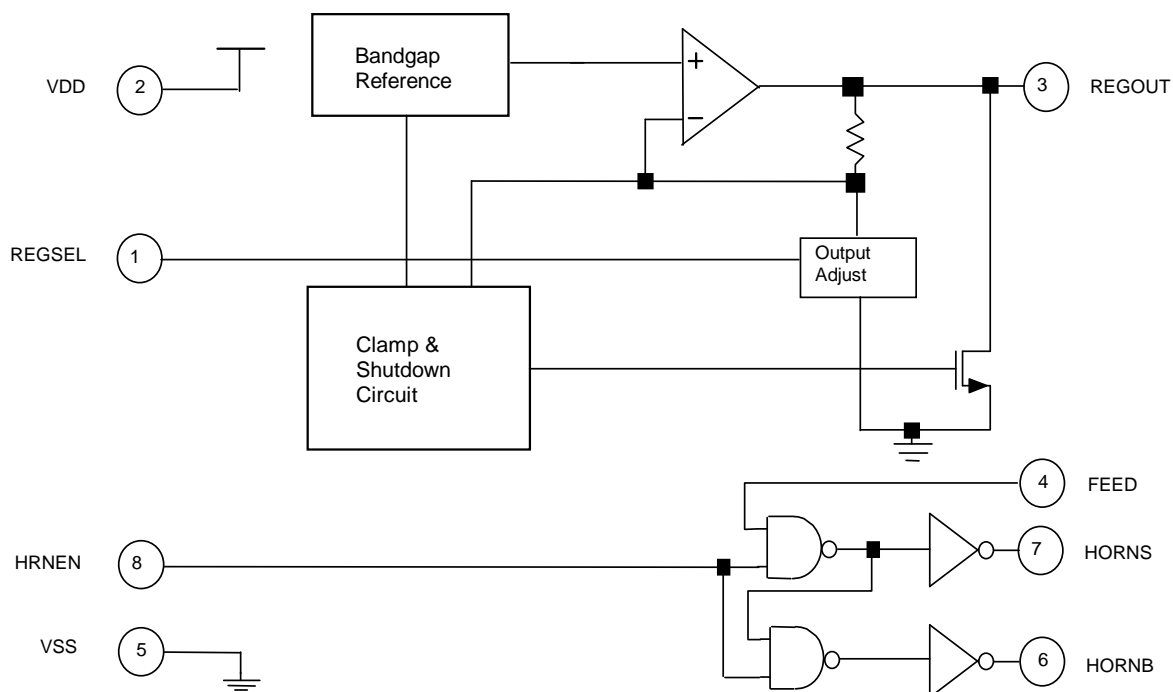
R&E International
A Subsidiary of Microchip Technology Inc.

Typical Application



Typical Application Using Self Resonating Piezoelectric Horn

Functional Block Diagram



RE46C108

Piezoelectric Horn Driver and Voltage Regulator
Product Specification



R&E International
A Subsidiary of Microchip Technology Inc.

Information contained in this publication regarding device applications and the like is provided only for your convenience and may be superseded by updates. It is your responsibility to ensure that your application meets with your specifications. MICROCHIP MAKES NO REPRESENTATIONS OR WARRANTIES OF ANY KIND WHETHER EXPRESS OR IMPLIED, WRITTEN OR ORAL, STATUTORY OR OTHERWISE, RELATED TO THE INFORMATION, INCLUDING BUT NOT LIMITED TO ITS CONDITION, QUALITY, PERFORMANCE, MERCHANTABILITY OR FITNESS FOR PURPOSE. Microchip disclaims all liability arising from this information and its use. Use of Microchip devices in life support and/or safety applications is entirely at the buyer's risk, and the buyer agrees to defend, indemnify and hold harmless Microchip from any and all damages, claims, suits, or expenses resulting from such use. No licenses are conveyed, implicitly or otherwise, under any Microchip intellectual property rights.

Trademarks

The Microchip name and logo, the Microchip logo, Accuron, dsPIC, KEELOQ, KEELOQ logo, MPLAB, PIC, PICmicro, PICSTART, rfPIC, SmartShunt and UNI/O are registered trademarks of Microchip Technology Incorporated in the U.S.A. and other countries.


FilterLab, Hampshire, Linear Active Thermistor, MXDEV, MXLAB, SEEVAL, SmartSensor and The Embedded Control Solutions Company are registered trademarks of Microchip Technology Incorporated in the U.S.A.

Analog-for-the-Digital Age, Application Maestro, CodeGuard, dsPICDEM, dsPICDEM.net, dsPICworks, dsSPEAK, ECAN, ECONOMONITOR, FanSense, In-Circuit Serial Programming, ICSP, ICEPIC, Mindi, MiWi, MPASM, MPLAB Certified logo, MPLIB, MPLINK, mTouch, nanoWatt XLP, PICkit, PICDEM, PICDEM.net, PICTail, PIC³² logo, PowerCal, PowerInfo, PowerMate, PowerTool, REAL ICE, rfLAB, Select Mode, Total Endurance, TSHARC, WiperLock and ZENA are trademarks of Microchip Technology Incorporated in the U.S.A. and other countries.

SQTP is a service mark of Microchip Technology Incorporated in the U.S.A.

All other trademarks mentioned herein are property of their respective companies.

© 2009, Microchip Technology Incorporated, Printed in the U.S.A., All Rights Reserved.

 Printed on recycled paper.

QUALITY MANAGEMENT SYSTEM
CERTIFIED BY DNV
== ISO/TS 16949:2002 ==

Microchip received ISO/TS-16949:2002 certification for its worldwide headquarters, design and wafer fabrication facilities in Chandler and Tempe, Arizona; Gresham, Oregon and design centers in California and India. The Company's quality system processes and procedures are for its PIC[®] MCUs and dsPIC[®] DSCs, KEELOQ[®] code hopping devices, Serial EEPROMs, microperipherals, nonvolatile memory and analog products. In addition, Microchip's quality system for the design and manufacture of development systems is ISO 9001:2000 certified.

Mouser Electronics

Authorized Distributor

Click to View Pricing, Inventory, Delivery & Lifecycle Information:

[Microchip:](#)

[RE46C108E8F](#) [RE46C108S8F](#) [RE46C108S8TF](#)