



## RE46C104

### Piezoelectric Horn Driver and Voltage Converter

#### Product Specification

#### General Description

The RE46C104 is a piezoelectric horn driver with voltage converter to provide maximum audibility in low voltage applications. The feedback control pin is designed for use with self-oscillating piezoelectric horn but can also be used in direct drive applications. The built-in charge pump voltage converter provides increased supply voltage for the horn drivers allowing outputs to swing from  $V_{SS}$  to  $2 \times V_{DD}$ . A charge pump enable pin is provided to minimize supply current when not in use.

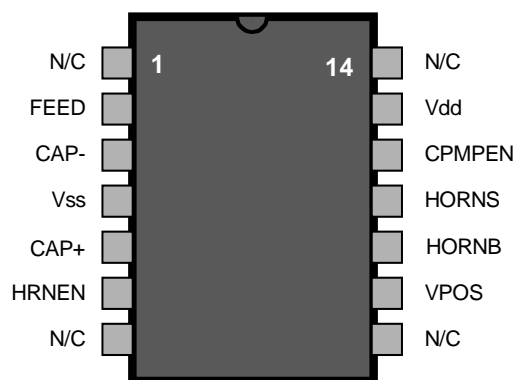
#### Applications

Smoke detectors  
CO Detectors  
Personal Security Products  
Electronic Toys

#### Features

- Low Quiescent Current
- Low Driver  $R_{on}$
- Wide Operating Voltage Range
- Available in Standard Packaging or RoHS Compliant Pb Free Packaging

#### Pin Configuration



#### Absolute maximum ratings

Supply Voltage $V_{DD}$	-5V to +9.0V
Input voltage Range $V_{in}$	-3V to $V_{DD}+3V$ , except FEED
FEED Input Voltage Range $V_{inf}$	-10V to +22V
Input Current $I_{in}$	10mA, except FEED
Operating Temperature	0 to 50°C
Continuous Output Current (HornS, HornB, or Vpos)	30mA

*Stresses beyond those listed under Absolute Maximum Ratings may cause permanent damage to the device. These are stress ratings only and operation at these conditions for extended periods may affect device reliability.*

*This product utilizes CMOS technology with static protection; however proper ESD prevention procedures should be used when handling this product. Damage can occur when exposed to extremely high static electrical charges*

# RE46C104

Piezoelectric Horn Driver and Voltage Converter  
Product Specification



**R&E International**  
A Subsidiary of Microchip Technology Inc.

Electrical Characteristics at  $T_A = 25^\circ\text{C}$ ,  $V_{DD} = 5\text{V}$ ,  $V_{SS} = 0\text{V}$  (unless otherwise noted).

Parameter	Test Pin	Test Conditions	Limits			Units
			Min	Typ	Max	
Supply Voltage	Vdd	Operating	4.0	5.0	8.0	V
Standby Supply Current	Vdd	Hrnen, Cpmpen = Vss Feed = Vss ; Vdd = 5V		100	500	nA
	Vdd	Hrnen, Cpmpen = Vss Feed = Vss ; Vdd = 8V		500		nA
Supply Current	Vdd	Hrnen = Vss Cpmpen = Vdd No Loads; See note 1		200	500	uA
Input Leakage	Hrnen & Cpmpen	Vin = Vdd or Vss	-100		100	nA
	FEED	Feed = +22V Cpmpen = Vdd		20	50	uA
	FEED	Feed = -10V Cpmpen = Vdd	-50	-15		uA
Input Voltage Low	Hrnen & Cpmpen				1.0	V
Input Voltage High	Hrnen & Cpmpen		2.3			V
Output Low Voltage	Horns or Hornb	Iout = 16mA Cpmpen = Vdd		0.3	0.5	V
Output High Voltage	Horns or Hornb	Iout = -16mA Cpmpen = Vdd	8.5	8.7		V
Vpos Output Voltage	Vpos	Iout = -16mA Cpmpen = Vdd Hrnen = Vss		8.9		V
Charge Pump Oscillator Freq	Vpos			16		kHz
Charge Pump Power Efficiency	Vpos	Iout = -16mA C1=C2=10uF		85		%
Charge Pump Voltage Conversion Efficiency	Vpos	No Loads C1=C2=10uF	95	99		%

# RE46C104

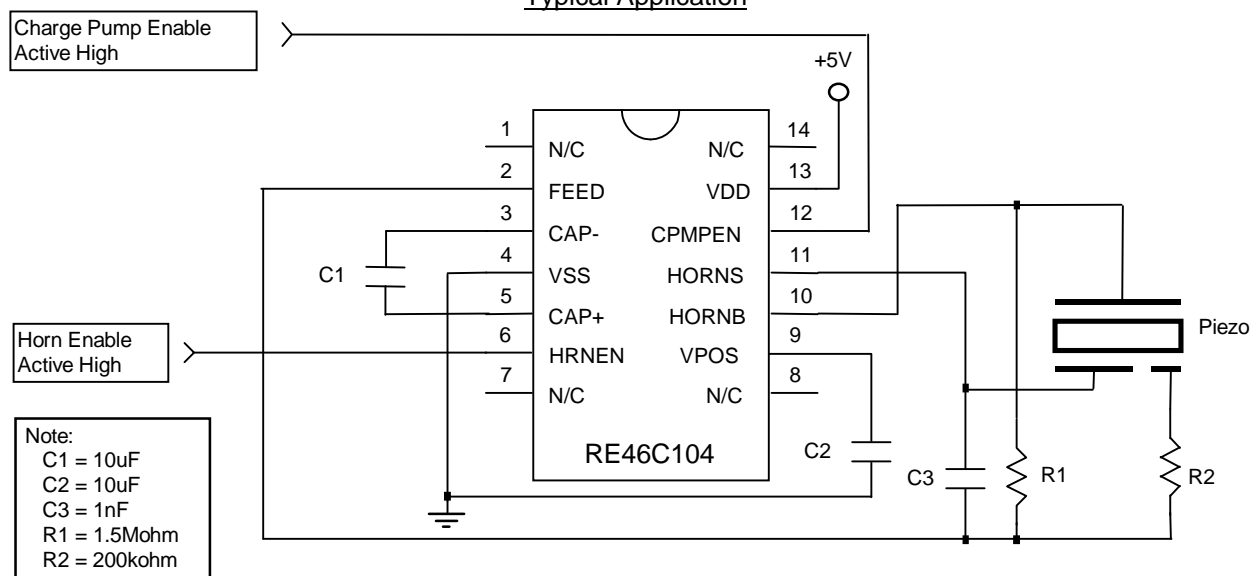
Piezoelectric Horn Driver and Voltage Converter  
Product Specification



**R&E International**

A Subsidiary of Microchip Technology Inc.

## Typical Application



# RE46C104

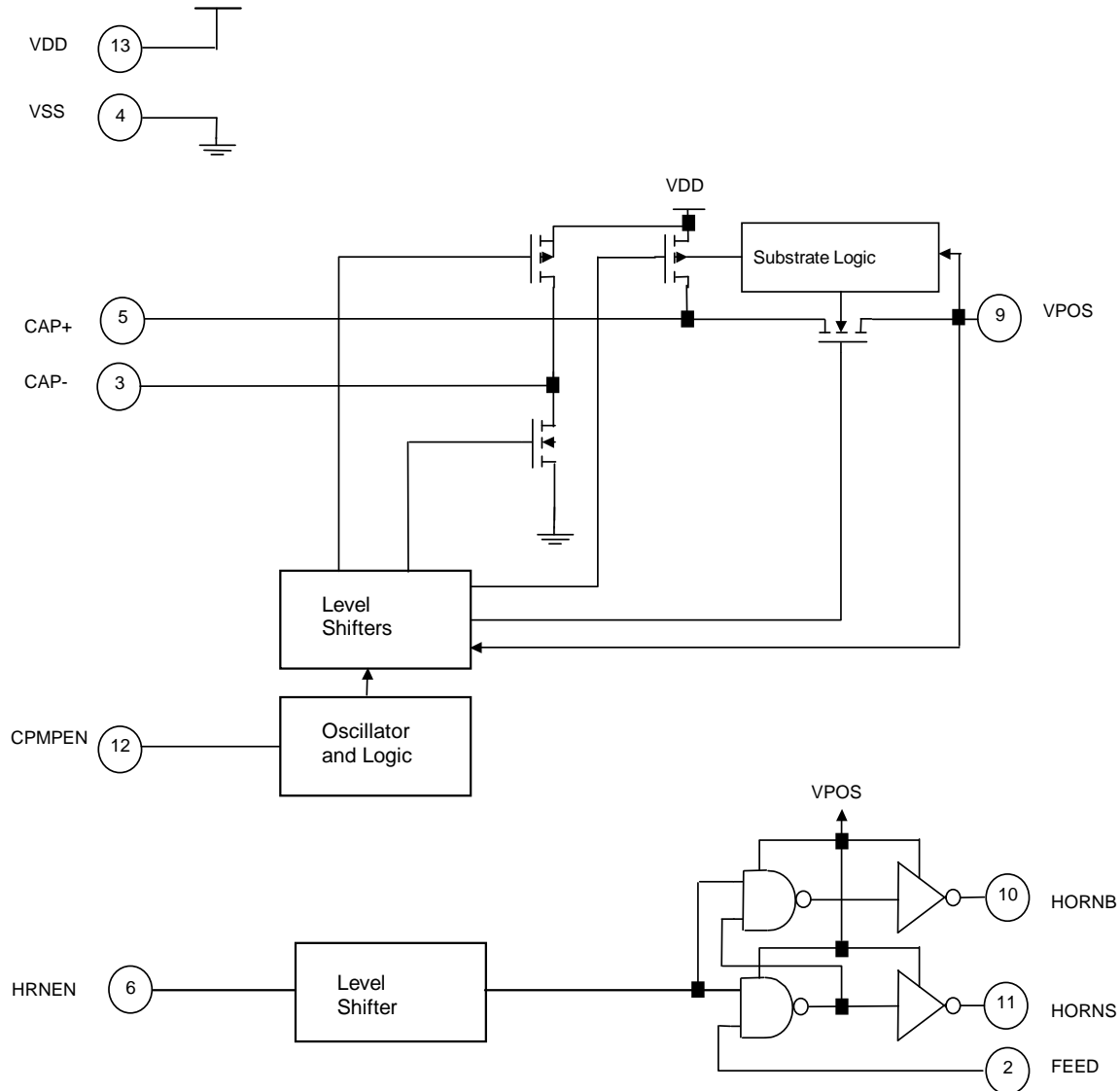
Piezoelectric Horn Driver and Voltage Converter  
Product Specification



**R&E International**

A Subsidiary of Microchip Technology Inc.

## Functional Block Diagram



### Notes:

- 1/ The supply current specification is an average under steady state conditions. The instantaneous current will exceed this value when C1 and C2 charge-up initially (after charge pump is enabled) and during subsequent recharging of C1 and C2.

# RE46C104

**Piezoelectric Horn Driver and Voltage Converter**  
Product Specification



**R&E International**

*A Subsidiary of Microchip Technology Inc.*

Information contained in this publication regarding device applications and the like is provided only for your convenience and may be superseded by updates. It is your responsibility to ensure that your application meets with your specifications. MICROCHIP MAKES NO REPRESENTATIONS OR WARRANTIES OF ANY KIND WHETHER EXPRESS OR IMPLIED, WRITTEN OR ORAL, STATUTORY OR OTHERWISE, RELATED TO THE INFORMATION, INCLUDING BUT NOT LIMITED TO ITS CONDITION, QUALITY, PERFORMANCE, MERCHANTABILITY OR FITNESS FOR PURPOSE. Microchip disclaims all liability arising from this information and its use. Use of Microchip devices in life support and/or safety applications is entirely at the buyer's risk, and the buyer agrees to defend, indemnify and hold harmless Microchip from any and all damages, claims, suits, or expenses resulting from such use. No licenses are conveyed, implicitly or otherwise, under any Microchip intellectual property rights.

## Trademarks

The Microchip name and logo, the Microchip logo, Accuron, dsPIC, KEELOQ, KEELOQ logo, MPLAB, PIC, PICmicro, PICSTART, rfPIC, SmartShunt and UNI/O are registered trademarks of Microchip Technology Incorporated in the U.S.A. and other countries.


FilterLab, Hampshire, Linear Active Thermistor, MXDEV, MXLAB, SEEVAL, SmartSensor and The Embedded Control Solutions Company are registered trademarks of Microchip Technology Incorporated in the U.S.A.

Analog-for-the-Digital Age, Application Maestro, CodeGuard, dsPICDEM, dsPICDEM.net, dsPICworks, dsSPEAK, ECAN, ECONOMONITOR, FanSense, In-Circuit Serial Programming, ICSP, ICEPIC, Mindi, MiWi, MPASM, MPLAB Certified logo, MPLIB, MPLINK, mTouch, nanoWatt XLP, PICkit, PICDEM, PICDEM.net, PICTail, PIC<sup>32</sup> logo, PowerCal, PowerInfo, PowerMate, PowerTool, REAL ICE, rfLAB, Select Mode, Total Endurance, TSHARC, WiperLock and ZENA are trademarks of Microchip Technology Incorporated in the U.S.A. and other countries.

SQTP is a service mark of Microchip Technology Incorporated in the U.S.A.

All other trademarks mentioned herein are property of their respective companies.

© 2009, Microchip Technology Incorporated, Printed in the U.S.A., All Rights Reserved.

 Printed on recycled paper.

**QUALITY MANAGEMENT SYSTEM**

**CERTIFIED BY DNV**

**== ISO/TS 16949:2002 ==**

*Microchip received ISO/TS-16949:2002 certification for its worldwide headquarters, design and wafer fabrication facilities in Chandler and Tempe, Arizona; Gresham, Oregon and design centers in California and India. The Company's quality system processes and procedures are for its PIC® MCUs and dsPIC® DSCs, KEELOQ® code hopping devices, Serial EEPROMs, microperipherals, nonvolatile memory and analog products. In addition, Microchip's quality system for the design and manufacture of development systems is ISO 9001:2000 certified.*

# Mouser Electronics

Authorized Distributor

Click to View Pricing, Inventory, Delivery & Lifecycle Information:

[Microchip:](#)

[RE46C104E14F](#) [RE46C104S14F](#)