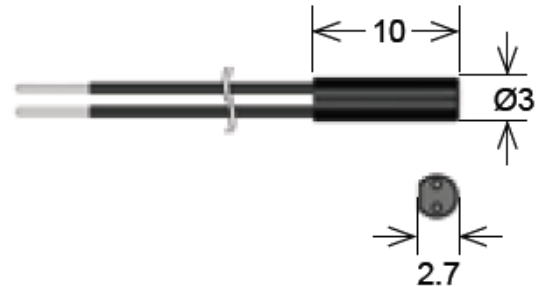


MK20/1 Series Reed Sensors



- Features: Cylindrical Reed Sensor, Choice of Cable Termination & Lengths available, Various Case Sizes
- Applications: Door & Window Contacts, With Magnetic Floats for Water Level Detection, Position Sensing
- Markets: Appliance, Industrial, Security & Others

Part Description: MK 20/1-0X00X-000X

Contact QTY	Contact Form	Switch Model	Magnetic Sensitivity	Cable Length (mm)	Termination
1	A	80	B, C, D, E	100, 200, 300, 500	w

Customer Options	Switch Model	Unit
Contact Data	80	
Rated Power (max.) Any DC combination of V&A not to exceed their individual max.'s	10	W
Switching Voltage (max.) DC or peak AC	170	V
Switching Current (max.) DC or peak AC	0.5	A
Carry Current (max.) DC or peak AC	0.5	A
Contact Resistance (max.) @ 0.5V & 50mA	200	mOhm
Breakdown Voltage (min.) According to EN60255-5	0.21	kVDC
Operating Time (max.) Incl. Bounce; Measured with w/ Nominal Voltage	0.6	ms
Release Time (max.) Measured with no Coil Excitation	0.05	ms
Insulation Resistance (typ.) Rh<45%, 100V Test Voltage	10 ⁹	Ohm
Capacitance (typ.) @ 10kHz across open Switch	0.4	pF

Series Datasheet – MK20/1 Reed Sensors

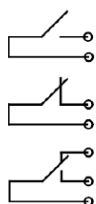
www.standexmeder.com

Housing and Cable Specifications

Housing Material	PBT 30% GF
Case Color	Black
Sealing Compound	Polyurethan
Cable Typ	Single Wires
Cable Material	PVC
Cross Section (mm ²)	2 x 0.06

Environmental Data		Unit
Shock Resistance (max.) 1/2 sine wave duration 11ms	50	g
Vibration Resistance (max.)	20	g
Operating Temperature Cable not moved	-30 to 70	°C
Operating Temperature Cable moved	-5 to 70	°C
Storage Temperature	-30 to 70	°C

Glossary Contact Form

Form A	NO = Normally Open Contacts SPST = Single Pole Single Throw	
Form B	NC = Normally Closed Contacts SPST = Single Pole Single Throw	
Form C	Changeover SPDT = Single Pole Double Throw	

Glossary Magnetic Sensitivity

Sens.	A	B	C	D	E	F	G
AT	05-10	10-15	15-20	20-25	25-30	30-35	35-40



MK20/1 Reed Sensor

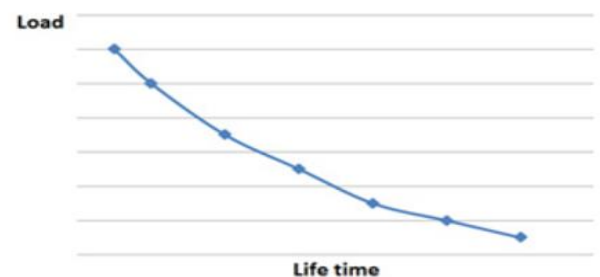


Handling & Assembly Instructions

- Max torque on housing is 1Nm
- Cable bending-radius is diameter x 15
- Min. bending distance to housing is 5mm
- Drag mark out of the mounting area forbidden
- Decrease switching distance by mounting on iron
- Do not use magnetically inductive screws
- Series resistor recommended for > 5m cable length

Life Test Data

*Load increase reduces life expectancy of Reed Switches



Mouser Electronics

Authorized Distributor

Click to View Pricing, Inventory, Delivery & Lifecycle Information:

[Standex Electronics:](#)

[MK20/1-C-100W](#) [MK20/1-B-1500W](#)