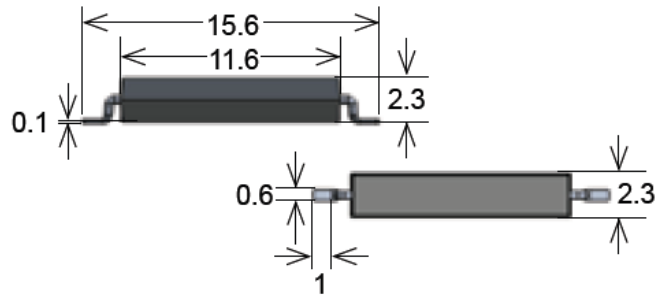


MK16 Series Reed Sensors



- Features: Supplied in Tape & Reel, Axial or Gull-Wing Lead, Excellent for Low Power Operations
- Applications: On/Off Control Switch, Position Detection, Switching Element in Microphones & Others
- Markets: Appliance, Telecommunication, Security, Medical & Others

Part Description: **MK 16-0-X**

Magnetic Sensitivity	Lead Design
B, C, D, E	1, 2


Customer Options	Switch Model	Unit
Contact Data	87	
Rated Power (max.) Any DC combination of V&A not to exceed their individual max.'s	10	W
Switching Voltage (max.) DC or peak AC	200	V
Switching Current (max.) DC or peak AC	0.4	A
Carry Current (max.) DC or peak AC	0.5	A
Contact Resistance (max.) @ 0.5V & 50mA	150	mOhm
Breakdown Voltage (min.) According to EN60255-5	0.23	kVDC
Operating Time (max.) Incl. Bounce; Measured with w/ Nominal Voltage	0.6	ms
Release Time (max.) Measured with no Coil Excitation	0.05	ms
Insulation Resistance (typ.) Rh<45%, 100V Test Voltage	10 ⁹	GOhm
Capacitance (typ.) @ 10kHz across open Switch	0.2	pF

Housing and Lead Specifications	
Housing Material	Mineral Filled Epoxy
Case Color	Black
Lead design 1	Flat, straight leads for PCB slot mounting
Lead design 2	Flat, bent SMD leads

Environmental Data		Unit
Shock Resistance (max.) 1/2 sine wave duration 11ms	30	g
Vibration Resistance (max.)	20	g
Operating Temperature	-40 to 130	°C
Storage Temperature	-50 to 130	°C
Soldering Temperature (max.) 5 sec. max.	260	°C

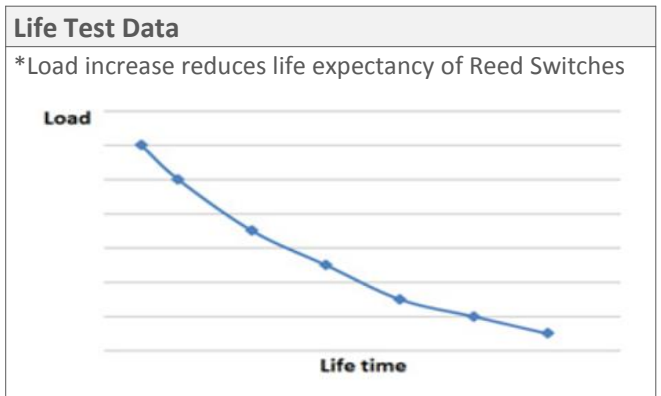
Glossary Contact Form		
Form A	NO = Normally Open Contacts SPST = Single Pole Single Throw	
Form B	NC = Normally Closed Contacts SPST = Single Pole Single Throw	
Form C	Changeover SPDT = Single Pole Double Throw	

Glossary Magnetic Sensitivity							
Sens.	A	B	C	D	E	F	G
AT	05-10	10-15	15-20	20-25	25-30	30-35	35-40



Handling & Assembly Instructions

- Use proper lead clamping or heat sinking techniques to prevent mechanical and/or heat stress during, soldering, and welding
- Mechanical shock as the result of dropping the reed sensor typically from a distance of greater than 12" may change it's magnetic sensitivity and/or destroy the sensor



Mouser Electronics

Authorized Distributor

Click to View Pricing, Inventory, Delivery & Lifecycle Information:

[Standex Electronics:](#)

[MK16-E-2](#) [MK16-D-2](#)