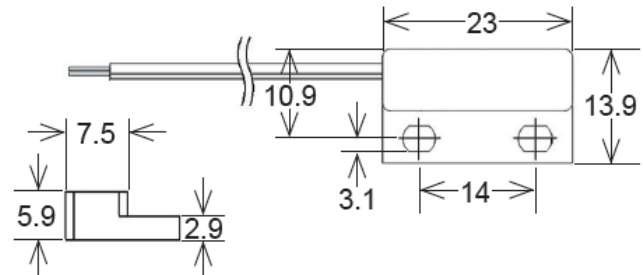


MK04 Series Reed Sensors



- Features: Standard Screw Fastening Reed Sensor with Cable Termination, Five Operation Sensitivities
- Applications: Door & Window Contacts, Pneumatic or Hydraulic Actuator Position Indication & Others
- Markets: Appliance, Industrial, Security & Others

Part Description: MK 04-0X00X-000X

Contact QTY	Contact Form	Switch Model	Magnetic Sensitivity	Cable Length (mm)	Termination
01	A, B, C	66, 75, 90	B, C, D, E, F, G	200, 300, 500, 1,000, 1,500, 2,000, 3,000, 5,000	w

Customer Options	Switch Model			Unit
Contact Data	66	75	90	
Rated Power (max.) Any DC combination of V&A not to exceed their individual max.'s	10	10	10	W
Switching Voltage (max.) DC or peak AC	200	500	175	V
Switching Current (max.) DC or peak AC	0.5	0.5	0.5	A
Carry Current (max.) DC or peak AC	1.0	1.0	1.0	A
Contact Resistance (max.) @ 0.5V & 50mA	150	200	150	mOhm
Breakdown Voltage (min.) According to EN60255-5	0.25	1.5	0.2	kVDC
Operating Time (max.) Incl. Bounce; Measured with w/ Nominal Voltage	0.7	0.5	0.7	ms
Release Time (max.) Measured with no Coil Excitation	0.05	0.1	1.5	ms
Insulation Resistance (typ.) Rh<45%, 100V Test Voltage	10 ¹⁰	10 ¹⁰	10 ⁹	GOhm
Capacitance (typ.) @ 10kHz across open Switch	0.3	0.4	1.5	pF

Series Datasheet – MK04 Reed Sensors

www.standexmeder.com

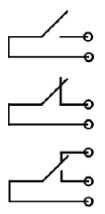
Housing and Cable Specifications

Housing Material	PBT Glass Fibre Reinforced
Case Color	White
Sealing Compound	Polyurethan
Cable Typ	Flat Cable
Cable Material	PVC
Cross Section (mm ²)	2 x 0.14 / 3x0,14

Environmental Data

		Unit
Shock Resistance (max.) 1/2 sine wave duration 11ms	50	g
Vibration Resistance (max.)	20	g
Operating Temperature Cable not moved	-05 to 70	°C
Operating Temperature Cable moved	-30 to 70	°C
Storage Temperature	-30 to 70	°C

Glossary Contact Form


Form A	NO = Normally Open Contacts SPST = Single Pole Single Throw	
Form B	NC = Normally Closed Contacts SPST = Single Pole Single Throw	
Form C	Changeover SPDT = Single Pole Double Throw	

Glossary Magnetic Sensitivity

Sens.	A	B	C	D	E	F	G
AT	05-10	10-15	15-20	20-25	25-30	30-35	35-40



MK04 Reed Sensor

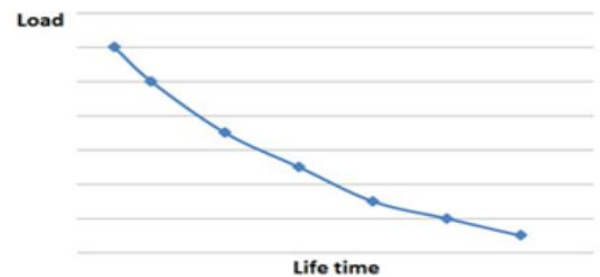


Handling & Assembly Instructions

- Max torque of screw is 1Nm
- Cable bending-radius is diameter x 15
- Min. bending distance to housing is 5mm
- Drag mark out of the mounting area forbidden
- Decrease switching distance by mounting on iron
- Do not use magnetically inductive screws
- Series resistor recommended for > 5m cable length

Life Test Data

*Load increase reduces life expectancy of Reed Switches



Mouser Electronics

Authorized Distributor

Click to View Pricing, Inventory, Delivery & Lifecycle Information:

[Standex Electronics:](#)

[MK04-KIT](#)