



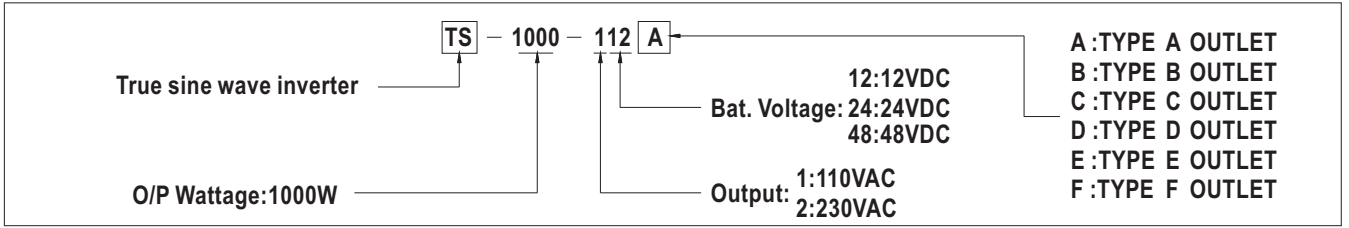
■ Features :

- True sine wave output (THD<3%)
- High surge power up to 2000W
- High efficiency up to 92%
- Power ON-OFF switch
- Standby saving mode can be selected
- Front panel indicator for operation status
- Built-in fan ON-OFF control function
- Protections: Bat. low alarm / Bat. low shutdown / Over voltage / Over temp. / Output short / Input reverse polarity / Overload
- Application : Home appliance, power tools, office and portable equipment, vehicle and yacht ...etc.
- 3 years warranty



SPECIFICATION

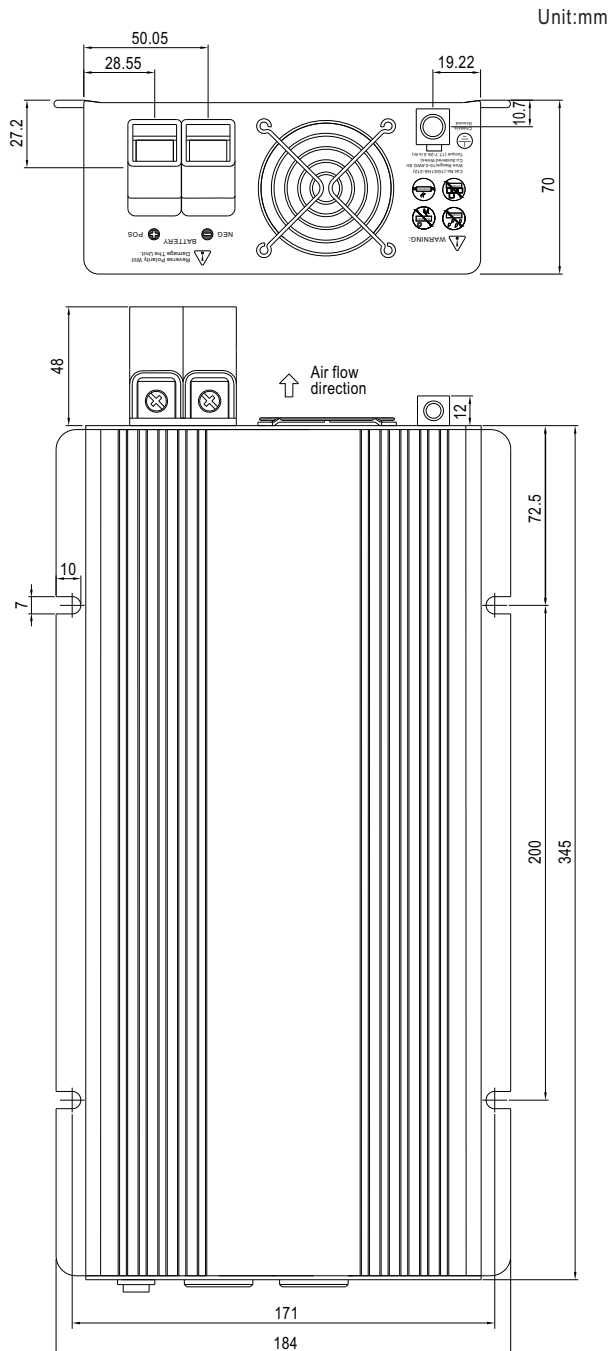
MODEL	TS-1000-112□	TS-1000-124□	TS-1000-148□	TS-1000-212□	TS-1000-224□	TS-1000-248□		
OUTPUT	RATED POWER (Typ.)		1000W					
	MAXIMUM OUTPUT POWER (Typ.)		1150W for 180 sec. / 1500W for 10 sec. / surge power 2000W for 30 cycles					
	AC VOLTAGE		Factory setting set at 110VAC 100 / 110 / 115 / 120VAC selectable by setting button S.W			Factory setting set at 230VAC 200 / 220 / 230 / 240VAC selectable by setting button S.W		
	FREQUENCY		60±0.1Hz 50/60Hz selectable by setting button S.W			50±0.1Hz 50/60Hz selectable by setting button S.W		
	WAVEFORM <small>Note.6</small>		True sine wave (THD<3%)					
	AC REGULATION (Typ.)		±3.0%					
	SAVING MODE (Typ.)		Default disabled. Load ≤5W will be changed to standby mode					
	FRONT PANEL INDICATOR		Battery voltage level, output load level, saving mode, fault and operation status					
INPUT	BAT. VOLTAGE		12V	24V	48V	12V	24V	48V
	VOLTAGE RANGE (Typ.) <small>Note.4,6</small>		10.5 ~ 15VDC	21 ~ 30VDC	42 ~ 60VDC	10.5 ~ 15VDC	21 ~ 30VDC	42 ~ 60VDC
	DC CURRENT (Typ.)		100A	50A	25A	100A	50A	25A
	NO LOAD DISSIPATION		≤6W @ standby saving mode					
	OFF MODE CURRENT DRAW		≤1mA					
	EFFICIENCY (Typ.) <small>Note.1</small>		88%	89%	90%	90%	91%	92%
BATTERY TYPES		Open & sealed lead acid						
BATTERY INPUT PROTECTION	FUSE		40A*4	40A*2	20A*2	40A*4	40A*2	20A*2
	BAT. LOW ALARM		11.3±4%	22.5±4%	45±4%	11.3±4%	22.5±4%	45±4%
	BAT. LOW SHUTDOWN		10.5±4%	21±4%	42±4%	10.5±4%	21±4%	42±4%
	REVERSE POLARITY		By internal fuse open					
OUTPUT PROTECTION	OVER TEMPERATURE		90°C ± 5°C			70°C ± 5°C		
	OUTPUT SHORT		Protection type : Shut down o/p voltage, re-power on to recover; by internal RTH3 detect on heatsink of power diode					
	OVER LOAD (Typ.)		105 ~ 115% load for 180 sec., 115% ~ 150% load for 10 sec. Protection type : Shut down o/p voltage, re-power on to recover					
	GFCI PROTECTION		Optional (Only type F)			None		
ENVIRONMENT	WORKING TEMP. <small>Note.3</small>		0 ~ +40°C @ 100% load ; +60°C @ 50% load					
	WORKING HUMIDITY		20% ~ 90% RH non-condensing					
	STORAGE TEMP., HUMIDITY		-30 ~ +70°C / -22 ~ +158°F, 10 ~ 95% RH					
	VIBRATION		10 ~ 500Hz, 3G 10min./1cycle, 60min. each along X, Y, Z axes					
SAFETY & EMC	SAFETY STANDARDS		UL458 (only for "GFCI" receptacle-Type F)			None		
	LVD		None			EN60950-1		
	WITHSTAND VOLTAGE		Bat I/P - AC O/P:3.0KVAC AC O/P - FG:1.5KVAC					
	ISOLATION RESISTANCE		AC O/P-FG, Bat I/P-FG:100M Ohms/500VDC / 25°C / 70% RH					
	EMC EMISSION		Compliance to FCC class A			Compliance to EN55022 class A, 72/ 245/ CEE, 95/ 54/ CE, E-Mark		
	EMC IMMUNITY		None			Compliance to EN61000-4-2,3,8		
OTHERS	MTBF		66.9K hrs min. MIL-HDBK-217F (25°C)					
	DIMENSION		345*184*70mm (L*W*H)					
	PACKING		4.3Kg; 2pcs/9.6Kg/1.16CUFT					
	COOLING		Loading controlled cooling fan for GFCI receptacle-type F ; Thermostatically controlled cooling fan for others.					
NOTE	<p>1. Efficiency is tested by 750W, linear load at 13V, 26V, 52V input voltage.</p> <p>2. All parameters not specified above are measured at rated load, 25°C of ambient temperature and set to factory setting.</p> <p>3. Output derating capacity referenced by curve 1.</p> <p>4. Input derating capacity referenced by curve 2.</p> <p>5. The tolerance of each voltage value by models is: 112/212 → ±0.5V; 124/224 → ±1V; 148/248 → ±2V</p> <p>6. THD is tested by 1000W, linear load at 13,26,52V input voltage.</p>							



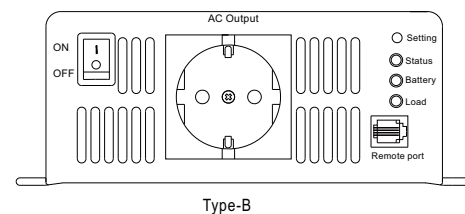
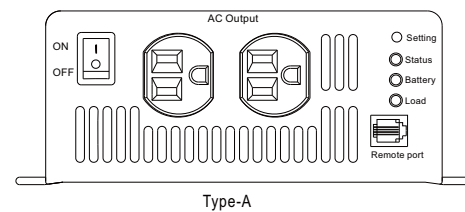
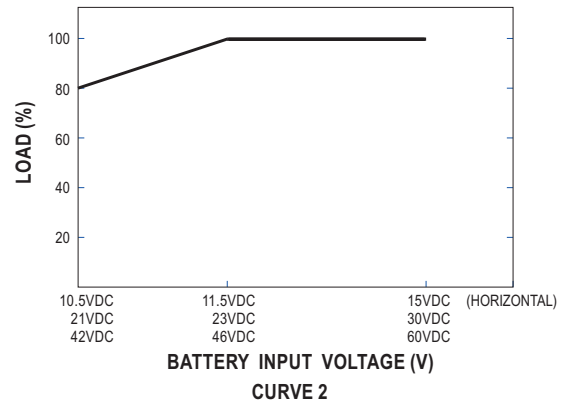
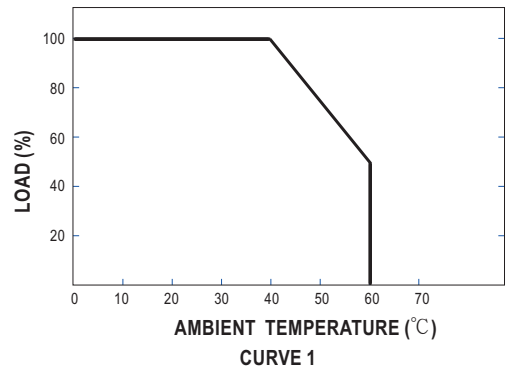
AC Output Receptacles (optional)

Receptacle type						
	TYPE-A	TYPE-B	TYPE-C	TYPE-D	TYPE-E	TYPE-F
Country	USA	EUROPE	AUSTRALIA	U.K	JAPAN	GFCI
Certificate						

Mechanical Specification



Derating Curve



Mouser Electronics

Authorized Distributor

Click to View Pricing, Inventory, Delivery & Lifecycle Information:

[Mean Well:](#)

[TS-1000-212B](#) [TS-1000-224B](#)