



■ Features :

- Universal AC input / Full range
- 2 pole USA plug
- No load power consumption <0.075W
- **Energy efficiency Level VI**
- Comply with EISA 2007/DoE
- Class II power (without earth pin)
- Protections: Short circuit / Overload / Over voltage
- Pass LPS
- Fully enclosed plastic case
- 2 years warranty

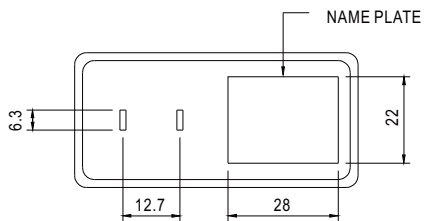
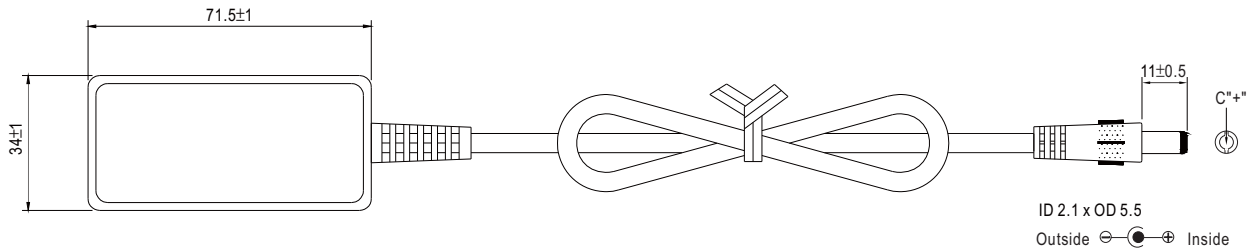
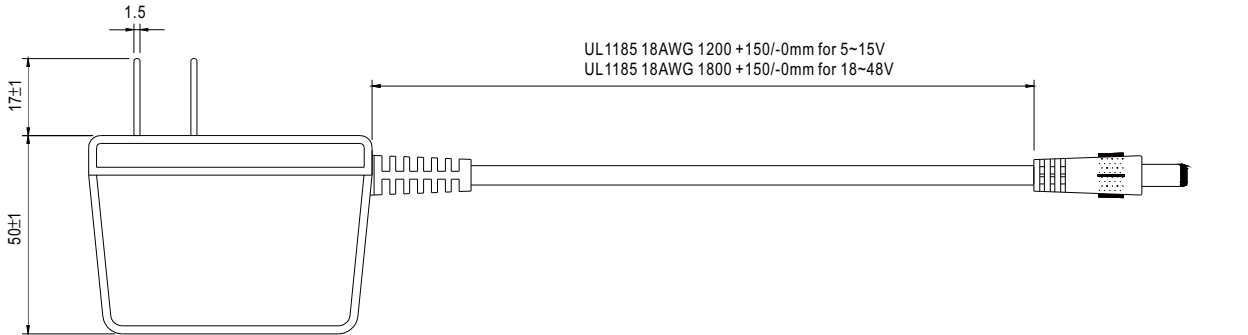


SPECIFICATION

| ORDER NO. | GS15U-1P1J | GS15U-11P1J | GS15U-2P1J | GS15U-3P1J | GS15U-4P1J | GS15U-5P1J | GS15U-6P1J | GS15U-8P1J | | |
|---------------------------|--|---|------------|------------|------------|------------|------------|------------|-----------|--|
| OUTPUT | SAFETY MODEL NO. | GS15U-1 | GS15U-1-1 | GS15U-2 | GS15U-3 | GS15U-4 | GS15U-5 | GS15U-6 | GS15U-8 | |
| | DC VOLTAGE <small>Note.2</small> | 5V | 7.5V | 9V | 12V | 15V | 18V | 24V | 48V | |
| | RATED CURRENT | 2.40A | 1.60A | 1.66A | 1.25A | 1.00A | 0.83A | 0.625A | 0.31A | |
| | CURRENT RANGE | 0 ~ 2.40A | 0 ~ 1.60A | 0 ~ 1.66A | 0 ~ 1.25A | 0 ~ 1.00A | 0 ~ 0.83A | 0 ~ 0.625A | 0 ~ 0.31A | |
| | RATED POWER | 12W | 12W | 15W | 15W | 15W | 15W | 15W | 15W | |
| | RIPPLE & NOISE (max.) <small>Note.3</small> | 50mVp-p | 80mVp-p | 80mVp-p | 80mVp-p | 100mVp-p | 120mVp-p | 150mVp-p | 240mVp-p | |
| | VOLTAGE TOLERANCE <small>Note.4</small> | ±5.0% | ±5.0% | ±5.0% | ±3.0% | ±3.0% | ±3.0% | ±2.0% | ±2.0% | |
| | LINE REGULATION <small>Note.5</small> | ±0.5% | ±0.5% | ±0.5% | ±0.5% | ±0.5% | ±0.5% | ±0.5% | ±0.5% | |
| | LOAD REGULATION <small>Note.6</small> | ±5.0% | ±5.0% | ±5.0% | ±3.0% | ±3.0% | ±3.0% | ±2.0% | ±2.0% | |
| SETUP, RISE, HOLD UP TIME | 3000ms, 50ms, 16ms at full load | | | | | | | | | |
| INPUT | VOLTAGE RANGE | 90 ~ 264VAC 135 ~ 370VDC | | | | | | | | |
| | FREQUENCY RANGE | 47 ~ 63Hz | | | | | | | | |
| | EFFICIENCY (Typ.) | 80% | 82.5% | 85% | 85% | 85% | 85% | 85.5% | 87% | |
| | AC CURRENT | 0.5A / 100VAC | | | | | | | | |
| | INRUSH CURRENT (max.) | 50A / 230VAC | | | | | | | | |
| LEAKAGE CURRENT(max.) | 0.25mA / 240VAC | | | | | | | | | |
| PROTECTION | OVERLOAD | 105 ~ 250% rated output power Protection type : Hiccup mode, recovers automatically after fault condition is removed | | | | | | | | |
| | OVER VOLTAGE | >120% rated output voltage Protection type : Clamp by zener diode | | | | | | | | |
| ENVIRONMENT | WORKING TEMP. | 0 ~ +50°C (Refer to "Derating Curve") | | | | | | | | |
| | WORKING HUMIDITY | 20% ~ 90% RH non-condensing | | | | | | | | |
| | STORAGE TEMP., HUMIDITY | -20 ~ +85°C, 10 ~ 95% RH | | | | | | | | |
| | TEMP. COEFFICIENT | ±0.03% / °C (0 ~ 40°C) | | | | | | | | |
| VIBRATION | 10 ~ 500Hz, 2G 10min./1cycle, period for 60min. each along X, Y, Z axes | | | | | | | | | |
| SAFETY & EMC (Note. 7) | SAFETY STANDARDS | UL60950-1, CSA C22.2 approved | | | | | | | | |
| | WITHSTAND VOLTAGE | I/P-O/P:3KVAC | | | | | | | | |
| | ISOLATION RESISTANCE | I/P-O/P:100M Ohms / 500VDC / 25°C / 70% RH | | | | | | | | |
| | EMC EMISSION | Compliance to FCC part 15 Class B | | | | | | | | |
| OTHERS | MTBF | 500Khrs min. MIL-HDBK-217F(25°C) | | | | | | | | |
| | DIMENSION | 34*71*50mm (L*W*H) | | | | | | | | |
| | PACKING | 150g ; 84pcs / 14Kg / CARTON | | | | | | | | |
| CONNECTOR | PLUG | See page 2 ; Other type available by customer requested | | | | | | | | |
| | CABLE | See page 2 ; Other type available by customer requested | | | | | | | | |
| NOTE | <p>1.All parameters are specified at 115VAC input, rated load, 25°C 70% RH ambient.</p> <p>2.DC voltage: The output voltage set at point measure by plug terminal & 50% load.</p> <p>3.Ripple & noise are measured at 20MHz by using a 12" twisted pair terminated with a 0.1uf & 47uf capacitor.</p> <p>4.Tolerance: includes set up tolerance, line regulation, load regulation.</p> <p>5.Line regulation is measured from low line to high line at rated load.</p> <p>6.Load regulation is measured from 0% to 100% rated load.</p> <p>7.The power supply is considered as an independent unit, but the final equipment still need to re-confirm that the whole system complies with the EMC directives. For guidance on how to perform these EMC tests, please refer to "EMI testing of component power supplies." (as available on http://www.meanwell.com)</p> | | | | | | | | | |

Mechanical Specification

Unit:mm

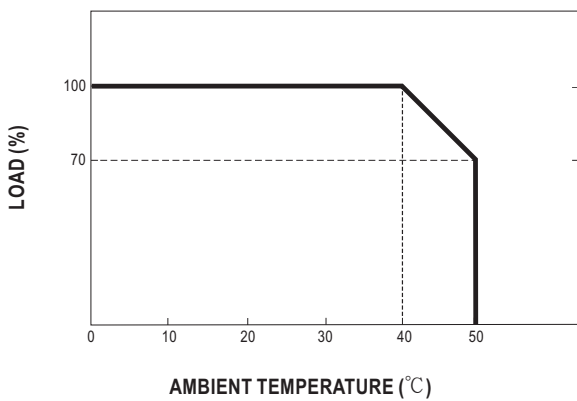


Plug Assignment

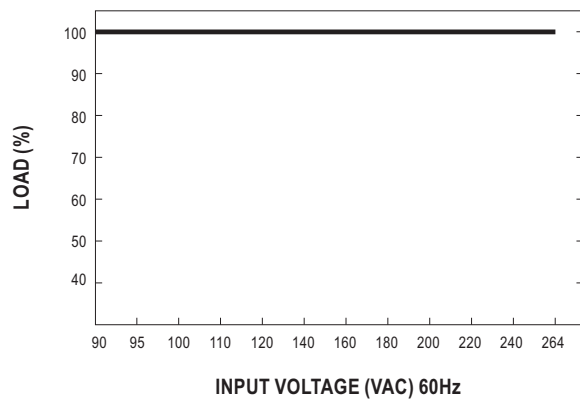
Standard plug: P1J

| P1J | |
|--------|--------|
| P/N | OUTPUT |
| CENTER | + |

Derating Curve



Static Characteristics



Mouser Electronics

Authorized Distributor

Click to View Pricing, Inventory, Delivery & Lifecycle Information:

Mean Well:

[GS15U-8P1J](#) [GS15U-3P1J](#) [GS15U-1P1J](#) [GS15U-2P1J](#) [GS15U-4P1J](#) [GS15U-11P1J](#) [GS15U-5P1J](#) [GS15U-0P1J](#)
[GS15U-6P1J](#)