

Q6 series

Ø6 mm panel mount LED indicators



DISTINCTIVE FEATURES

3 mm colored diffused epoxy lens or 3 mm water clear super bright LEDs

Prominent, recessed and flush bezel styles

(2.0 x 0.5) solder lug terminals, pins or (200 mm long) wire terminations, other lengths available on request



ENVIRONMENTAL SPECIFICATIONS

- IP67 sealing option (EN60529)
- Operating & Storage Temperature Range:
Rear plastic body: -30 °C to +65 °C (-22 °F to +149 °F)
Rear epoxy body: -40 °C to +85 °C (-40 °F to +185 °F)



GENERAL SPECIFICATIONS

- Max Reverse Voltage: 5 V
- Viewing Angle: 30–100° (dependant on model)
- Life Expectancy: 100,000 hours
- Torque: 4 cNm
- Maximum panel thickness 7 mm
- Insulation resistance : 4,000 MΩ at 500 VDC

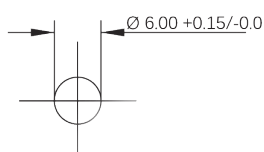
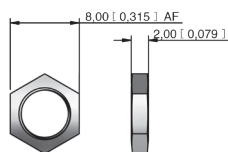


MATERIALS

- Plated brass bezel finished in bright chrome, black or satin grey and moulded polycarbonate rear body



MOUNTING



The company reserves the right to change specifications without notice.

All LED characteristics are dependent upon environmental conditions. Therefore published data should be considered nominal and subject to variations.



Q6 series

Ø6 mm panel mount LED indicators



ELECTRICAL SPECIFICATIONS

STANDARD LED INTENSITY

LED COMPONENT SPECIFICATIONS			
	Prominent and Recessed	Flush	Forward Voltage
HE Red	40 mcd	10 mcd	2.0 V
Green	50 mcd	45 mcd	2.1 V
Yellow	30 mcd	100 mcd	2.1 V
Blue	1,200 mcd	100 mcd	3.8 V
White	1,200 mcd	160 mcd	3.8 V
Orange	60 mcd	10 mcd	2.0 V
Bi-color (Typical) (Red/Green)	20/15 mcd	10/8 mcd	2.0 V/2.2V
Bi-color - The color is changed by reversing the polarity of the supply voltage.			

SUPER BRIGHT LED INTENSITY

LED COMPONENT SPECIFICATIONS			
	Prominent and Recessed	Flush	Forward Voltage
HE Red	1,000 mcd	700 mcd	2.2 V
Green	1,200 mcd	2,000 mcd	3.5 V
Yellow	2,000 mcd	4,200 mcd	2.3 V
Blue	1,600 mcd	200 mcd	3.3 V
White	1,200 mcd	1560 mcd	3.3 V
Orange	10,000 mcd	500 mcd	2.2 V

HYPER BRIGHT LED INTENSITY

LED COMPONENT SPECIFICATIONS			
	Prominent and Recessed	Flush	Forward Voltage
HE Red	5,800 mcd	600 mcd	2.1 V
Green	2,000 mcd	350 mcd	3.2 V
Yellow	1,200 mcd	2180 mcd	2.1 V
Orange	4,500 mcd	400 mcd	2.2 V

- The operating voltage must not be exceeded by more than 10% as this will result in reduced life expectancy
- Luminous intensity is measured at 20 mA on a discrete led unless otherwise stated.
- Luminous intensities and color shades of white LEDs may vary within a batch.
- Luminous intensity will be reduced with lower operating current.

Voltage	Operating Voltage	Operating Current
	(Min to Max)	(Typical All Types)
02 (No Resistor)	1.8 to 3.3 VDC	20 mA max*
6 VDC	5.4 to 6.6 VDC	20 mA
12 VDC	10.8 to 13.2 VDC	20 mA
24 VDC	21.6 to 26.4 VDC	20 mA
28 VDC	25.2 to 30.8 VDC	20 mA

* Customer to supply resistor for desired operating current.

ADDITIONAL INFORMATION ON LED COMPONENTS

- Recommended usage:
 - Standard: Homogenous light output that is good for indoor applications.
 - Hyper Bright: Homogenous light output that is good for outside viewing and is daylight visible.
 - Super Bright: A water clear LED that is good for long distance viewing and is daylight visible.

Our regulatory declarations & certifications

In accordance with its QHSE policy and its values, the APEM group applies the most demanding environmental regulations.

- UL Recognition

- REACH & ROHS

- Parc tested










- IP67

- LVD (BS EN 60838 :2017+A11 :2021)*

*Awareness to possible high level of moisture conditions



BUILD YOUR PART NUMBER

				
SERIES	MOUNTING HOLE	BEZEL STYLE	TERMINALS	BEZEL FINISH
	6 Ø6 mm	P Prominent R Recessed F Flush	1 Solder Lug/ Fastons (2.0 x 0.5) 2 Pins 3 Wires	4 Rear epoxy Pins 5 Rear epoxy Wires 6 Short body Pins 7 Short body Wires
				C Bright Chrome B Black G Satin Grey
				
TYPE OF ILLUMINATION	LED COLOR	VOLTAGE	SEALING	
XX Fixed Light KK Flashing Light (12 V – 28 VDC) YY Bi-color	R Red G Green Y Yellow B Blue W White O Orange HR Hyper Bright Red HG Hyper Bright Green HY Hyper Bright Yellow HO Hyper Bright Orange	SR Super Bright Red SG Super Bright Green SY Super Bright Yellow SB Super Bright Blue SW Super Bright White SO Super Bright Orange RG Red/Green RY Red/Yellow GY Green/Yellow	02 no resistor* 06 6V DC 12 12 VDC 12A 12 VAC/DC 24 24 VDC 24A 24 VAC/DC 28 28 VDC 28A 28 VAC/DC	
			(Blank) Unsealed E IP67	

* please refer to the forward voltage in electrical specifications



ABOUT THIS SERIES



Notice: please note that not all combinations of above numbers are available.

- Gold faston terminal denotes anode (+), silver terminal denotes cathode (-)
- Standard and Bi-Colour are provided in Standard wire length is 200mm, 24AWG UL1061, Red wire denotes anode (+), Black wire denotes cathode (-) for other lengths consult APEM.
- For LEDs with alternative voltages consult APEM

- Bi-color leds, by connecting the gold solder lug (+) one color is produced, by reversing the supply voltage another color is produced – bi-colors are available up to 28 V in DC only.
- Take care when soldering to the faston terminals (recommended solder temperature 300 °C - 3 sec)
- Body options 2, 4 and 6 are only available without integral resistor (02).
- Short body wires are only available up to 28 VDC.

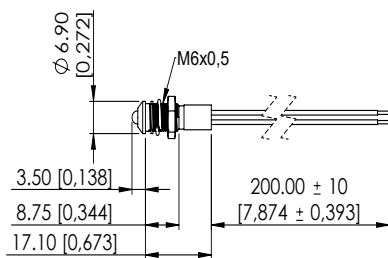
Q6 series

Ø6 mm panel mount LED indicators

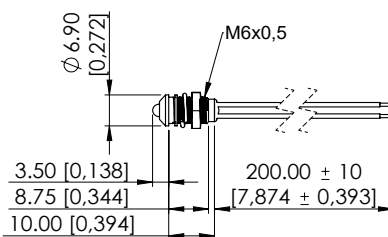
PROMINENT BEZEL



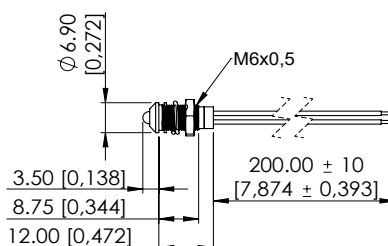
WIRES



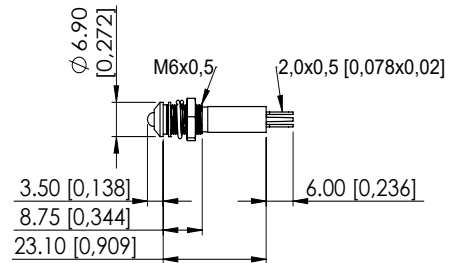
REAR EPOXY WIRES



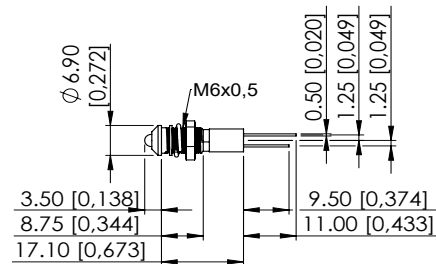
SHORT BODY WIRES



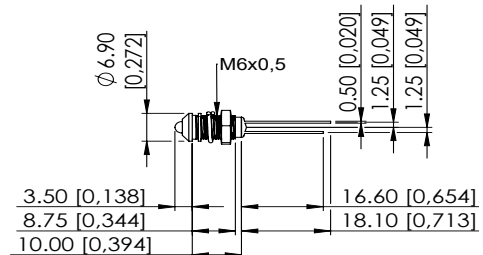
SOLDER LUG/FASTON



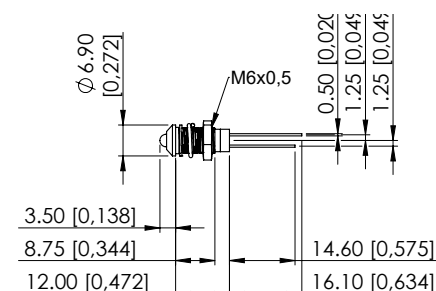
PINS



REAR EPOXY PINS



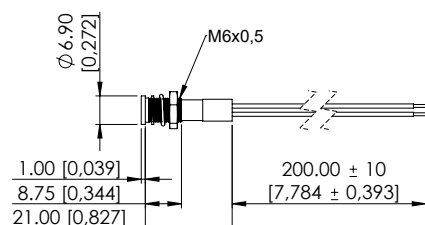
SHORT BODY PINS



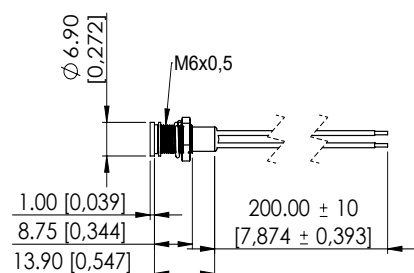
FLUSH BEZEL



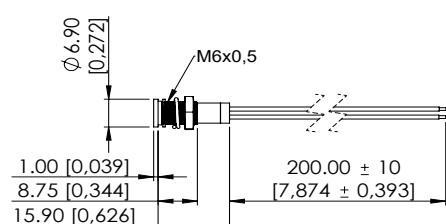
WIRES



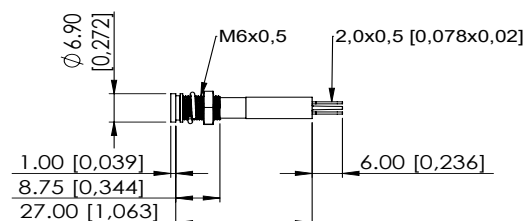
REAR EPOXY WIRES



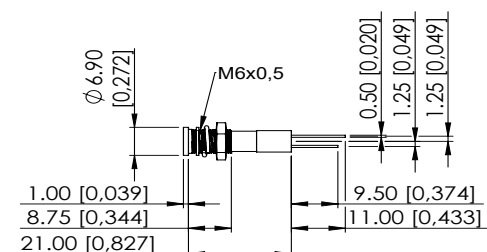
SHORT BODY WIRES



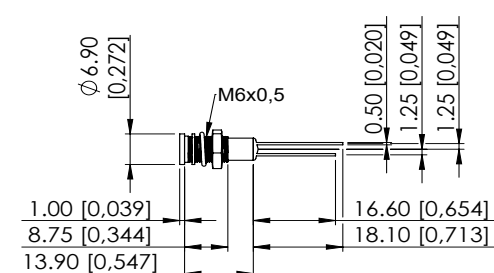
SOLDER LUG/FASTON



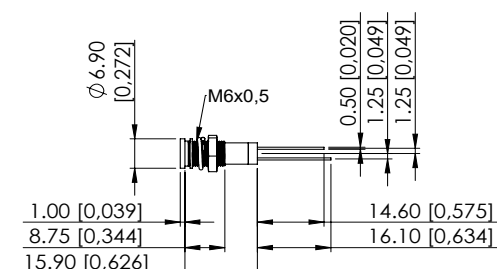
PINS



REAR EPOXY PINS



SHORT BODY PINS



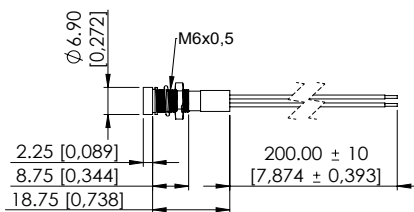
Q6 series

Ø6 mm panel mount LED indicators

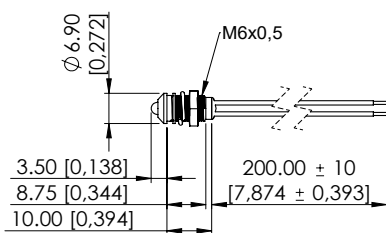
RECESSED BEZEL



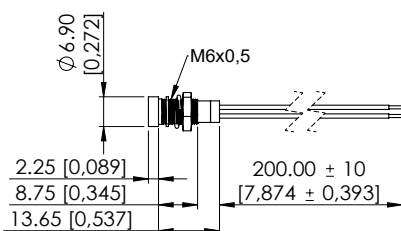
WIRES



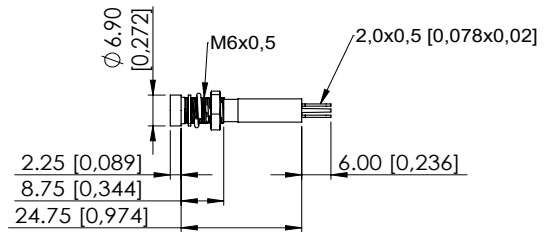
REAR EPOXY WIRES



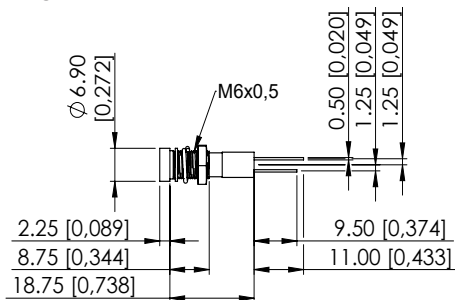
SHORT BODY WIRES



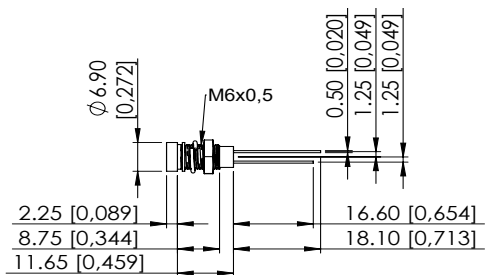
SOLDER LUG/FASTON



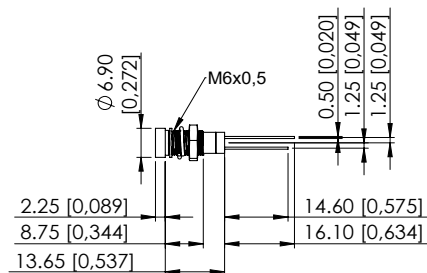
PINS



REAR EPOXY PINS



SHORT BODY PINS



Mouser Electronics

Authorized Distributor

Click to View Pricing, Inventory, Delivery & Lifecycle Information:

[Apem:](#)

[Q6R1BXXG06E](#)