G series

Slide switches - telecom grade

Distinctive features and specifications

- ❑ **Panel and PC mount models**
- ❑ **6 actuator lengths**
- ❑ **Wide variety of contact materials**

ELECTRICAL SPECIFICATIONS

- Max. current/voltage rating with resistive load :
  - silver contacts (codes 1 or 2) : 3A 30VDC
  - gold plated brass contacts (code 0) : 0,4VA 20VAC or DC max.
- Initial contact resistance : 10 mΩ
- Insulation resistance : 1.000 MΩ min.
- Dielectric strength : 1.000 Vrms 50 Hz min.
- Electrical life with resistive load :
  - silver contacts (codes 1 or 2) : 2 positions : 40.000 cycles
  3 positions : 20.000 cycles
  - gold plated brass contacts (code 0) : 60.000 cycles (0,4VA max.)

E

MATERIALS

- Case : PES
- Actuator : polyamide, glass filled
- Cover : stainless steel
- Contacts
  0 : brass, gold plated
  1 : silver
  2 : silver, gold plated
  5 : special contact, lower rating, minimum quantity : consult factory
- Terminal seal : epoxy

GENERAL SPECIFICATIONS

- Travel : 2,20 mm (.086), except actuator N on SP model : 2,60 mm (.102)
- Operating temperature : -30°C to +85°C
- Recommended soldering : 300°C 5 sec. max.

MODEL STRUCTURE

G				
SERIES	Actuators	Number of poles	Electrical functions	Terminals

Actuators

C	3,50 mm (.137)
H	5,10 mm (.200) Standard
L	6,40 mm (.251)
B	7,65 mm (.301)
E	9,10 mm (.358)
N	9,50 mm (.374)

Types L, B and E for single pole models only.

Number of poles

3	Single pole
4	Double pole

Electrical functions

6	ON	-	ON
9	ON	OFF	ON

Terminals

S0	Solder lugs
P0	Straight PC
W0	Right angle, horizontal
WW	Right angle, vertical
Y0	Straight PC with short bracket
Y4	Straight PC with tall bracket

OPTIONS

Contact and terminal materials

0	Brass, gold plated
1	Silver
2	Silver, gold plated
5	Special contact, lower rating

Special options 1

00	Standard model
10	Switch without ground plate
11	10,35 mm (.407) PC terminals
12	Same as 11, without ground plate

Special options 2

00	No epoxy seal
01	Epoxy sealed terminals
10	Extended terminals
11	Same as 10, with epoxy seal

E

ABOUT THIS SERIES
On the following pages, you will find successively :
- model structure of switches
- options in the same order as in above chart

Dimensions : first dimensions are in mm while inches are shown as bracketted numbers.

NOTICE : please note that not all combinations of above numbers are available.
Refer to the following pages for further information.

Packaging unit : 100 pieces for SP solder lug (S0) and straight terminal (P0) models.
50 pieces for other models.

G series

Slide switches - telecom grade

MODEL STRUCTURE

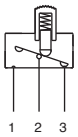

- Solder lug, straight PC or right angle terminals
- Single and double pole configurations

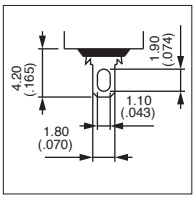

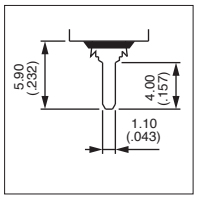

MODEL STRUCTURE

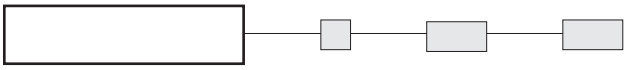

Shown with standard actuator (type H)

Solder lug terminals

Single pole	Double pole			
GH36S0	**GH46S0**	ON	-	ON
GH39S0	**GH49S0**	ON	OFF	ON

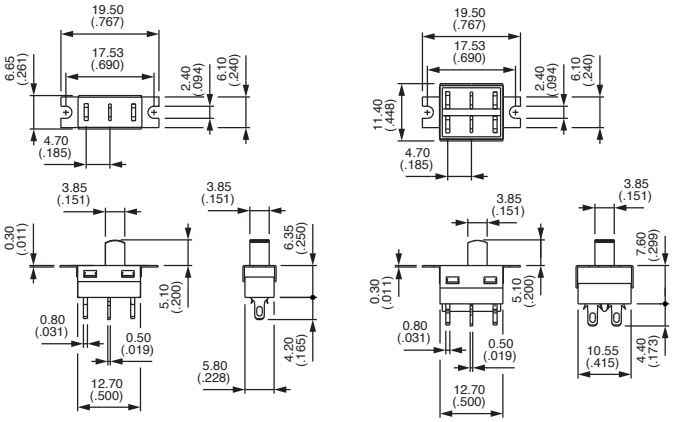

Order with epoxy sealed terminals (option 01).

E

Straight PC terminals

Single pole	Double pole			
GH36P0	**GH46P0**	ON	-	ON
GH39P0	**GH49P0**	ON	OFF	ON

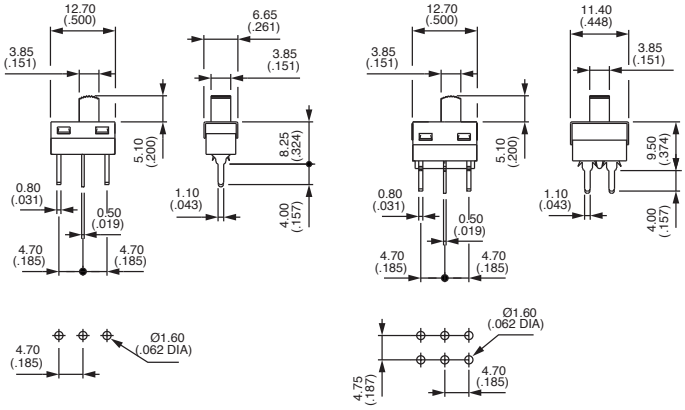

Right angle terminals - horizontal

Single pole	Double pole			
GH36W0	**GH46W0**	ON	-	ON
GH39W0	**GH49W0**	ON	OFF	ON

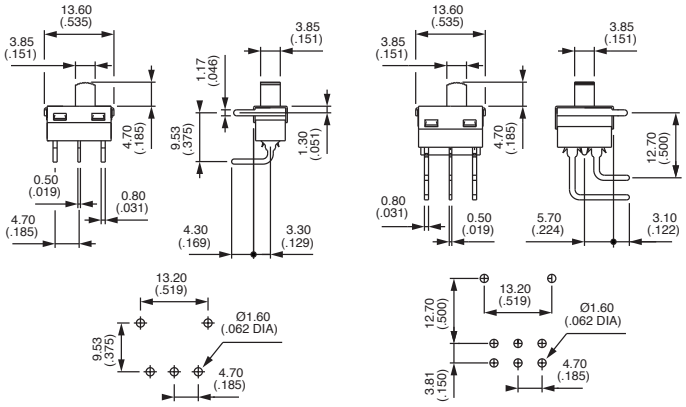

Right angle terminals - vertical

Single pole	Double pole			
GH36WW	**GH46WW**	ON	-	ON
GH39WW	**GH49WW**	ON	OFF	ON

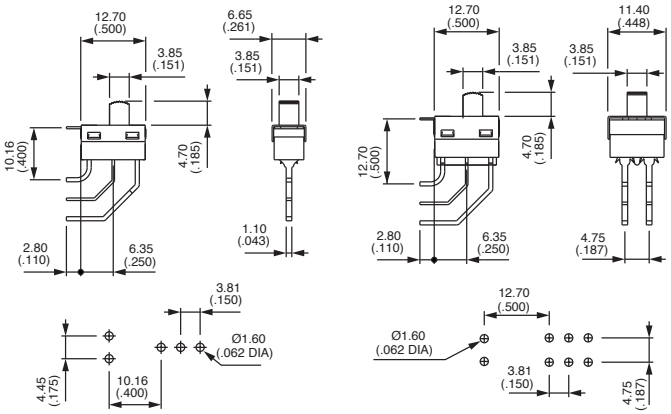

Straight PC terminals - short bracket : Y0

Single pole	Double pole			
GH36Y0	**GH46Y0**	ON	-	ON
GH39Y0	**GH49Y0**	ON	OFF	ON

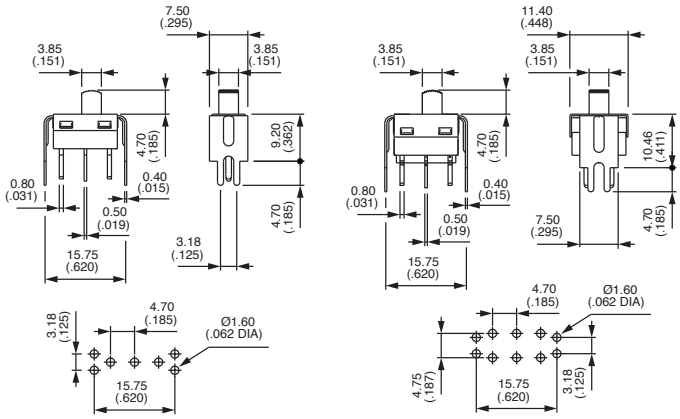

Straight PC terminals - tall bracket : Y4

Single pole	Double pole			
GH36Y4	**GH46Y4**	ON	-	ON
GH39Y4	**GH49Y4**	ON	OFF	ON

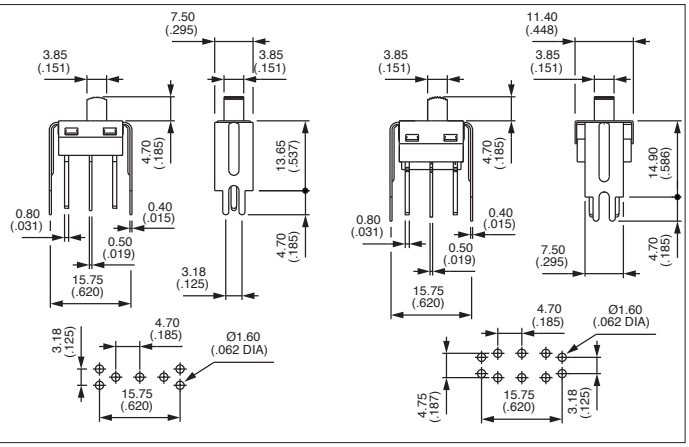

PANEL CUT-OUT

Solder lug model

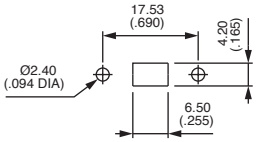

PCB MOUNTING

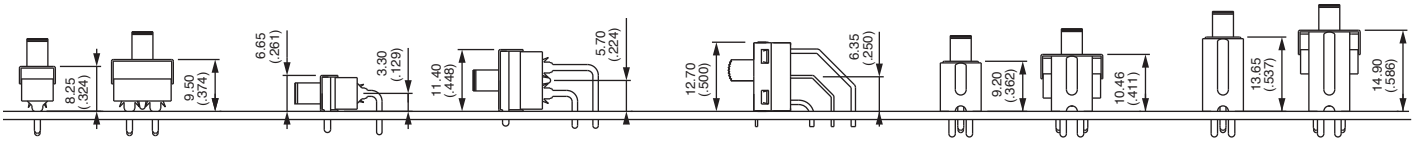

ACTUATORS

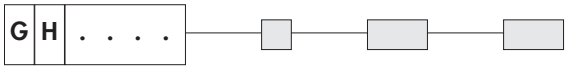

Replace second digit (H) of basic model number with one of the codes below.

Dimensions below are for solder lug (S0) and straight terminals (P0) models.
For other models (WO - WW - Y0 - Y4), height is less 0,4 mm (.015).

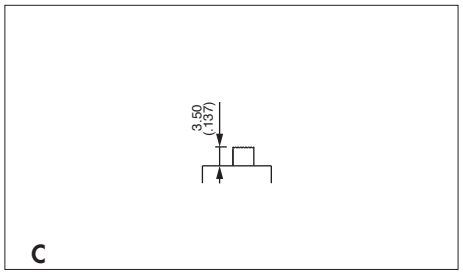

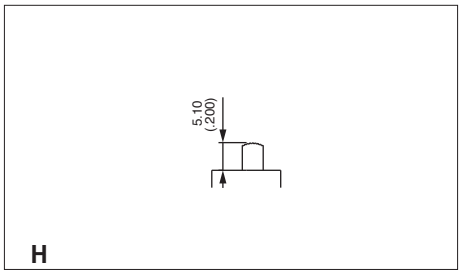

Standard

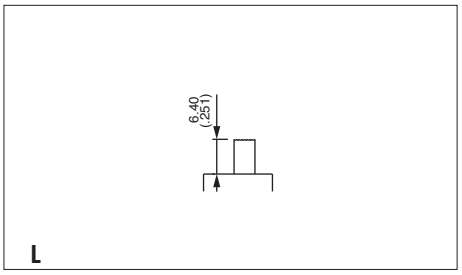

For single pole only

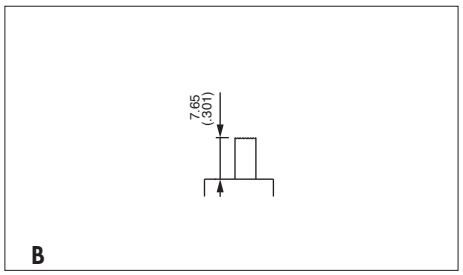

For single pole only

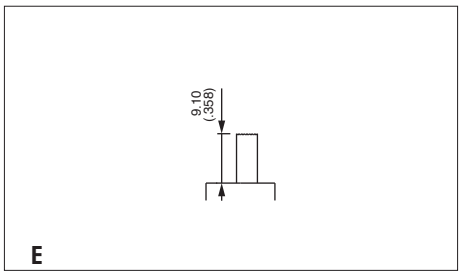

For single pole only

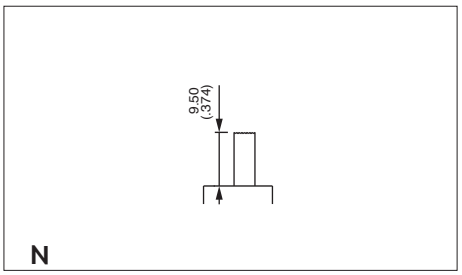

CONTACT AND TERMINAL MATERIALS

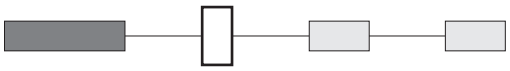

0	Brass, gold plated
1	Silver
2	Silver, gold plated
5	Special contact, lower rating, minimum quantity : consult factory

SPECIAL OPTIONS 1

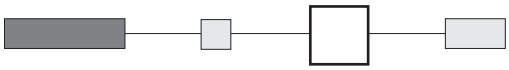

00 Standard switch as presented under "Model Structure"

10 Switch **without ground plate**
For right angle only (W0 and WW models)

11 **10,35 mm (.407) long** PC terminals

12 **10,35 mm (.407) long** PC terminals **without ground plate**

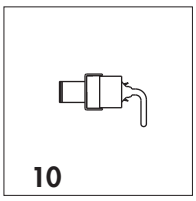

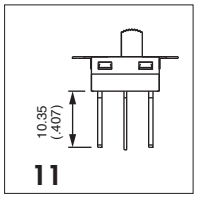

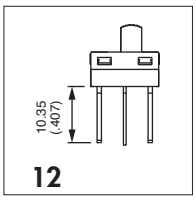

SPECIAL OPTIONS 2

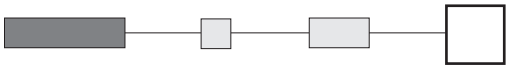

00 No epoxy seal

01 **Epoxy sealed** terminals
(compulsory on solder lug models)

10 **Extended terminals**
For vertical right angle (WW models)

11 **Extended terminals** as above, **with epoxy seal**

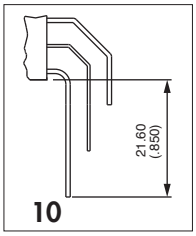

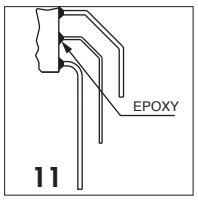

Mouser Electronics

Authorized Distributor

Click to View Pricing, Inventory, Delivery & Lifecycle Information:

Apem:
GH36W000000