

## Features

- For Surface Mount Applications in Order to Optimize Board Space
- Fast Response Time: Typical Less Than 1.0ps From 0 Volts to  $V_B$  Minimum
- Low Inductance
- Excellent Clamping Capability
- Halogen Free. "Green" Device (Note 1)
- Moisture Sensitivity Level 1
- Epoxy Meets UL 94 V-0 Flammability Rating
- Lead Free Finish/RoHS Compliant (Note 2) ("P" Suffix Designates RoHS Compliant. See Ordering Information)

## Mechanical Data

- Terminals: Solderable Per MIL-STD-750, Method 2026

## Maximum Ratings

- Operating Junction Temperature Range:  $-55^{\circ}\text{C}$  to  $+175^{\circ}\text{C}$
- Storage Temperature Range:  $-55^{\circ}\text{C}$  to  $+175^{\circ}\text{C}$
- Thermal Resistance :  $20^{\circ}\text{C/W}$  Junction to Lead
- Thermal Resistance :  $25^{\circ}\text{C/W}$  Junction to Case

## Electrical Characteristics @ $25^{\circ}\text{C}$ Unless Otherwise Specified

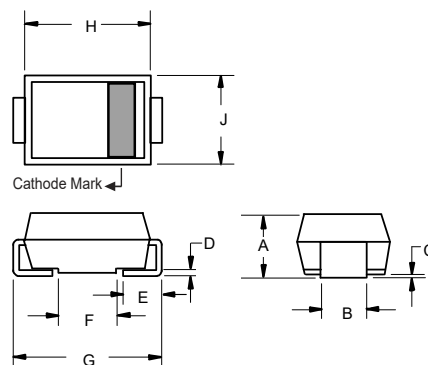
Peak Pulse Power Surge Current on 10/1000 $\mu\text{s}$ Waveform	$I_{PP}$	See the Table	Note 3
Peak Pulse Power Dissipation	$P_{PP}$	600W	Note 3

### Notes:

1. Halogen free "Green" products are defined as those which contain <900ppm bromine, <900ppm chlorine (<1500ppm total Br + Cl) and <1000ppm antimony compounds.
2. High Temperature Solder Exemption Applied, see EU Directive Annex 7a.
3. Non-repetitive current pulse, per Fig.3 and derated above  $T_A=25^{\circ}\text{C}$  per Fig.2.

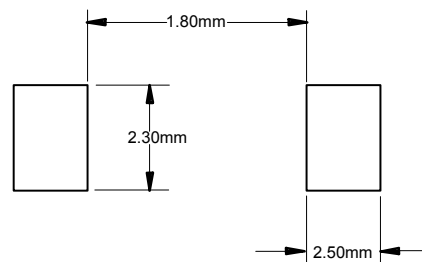
**600 Watt TVS**  
**250 to 400 Volts**

## SMB (DO-214AA) (LEAD FRAME)



DIMENSIONS					
DIM	INCHES		MM		NOTE
	MIN	MAX	MIN	MAX	
A	0.079	0.103	2.00	2.62	
B	0.075	0.087	1.91	2.21	
C	0.002	0.008	0.05	0.20	
D	0.006	0.012	0.15	0.31	
E	0.030	0.060	0.76	1.52	
F	0.065	0.091	1.65	2.32	
G	0.200	0.220	5.08	5.59	
H	0.160	0.191	4.06	4.85	
J	0.130	0.155	3.30	3.94	

### Suggested Solder Pad Layout



Electrical Characteristics @ 25°C Unless Otherwise Specified

MCC PART NUMBER	REVERSE STAND-OFF VOLTAGE $V_{WM}$	BREAKDOWN VOLTAGE $V_{(BR)} @ I_T$ (VOLTS)			MAXIMUM CLAMPING VOLTAGE @ $I_{PP}$	PEAK PULSE CURRENT $I_{PP}$	MAXIMUM REVERSE LEAKAGE @ $V_{WM}$ $I_D$	MARKING CODE
	VOLTS	MIN	MAX	$I_T$ (mA)	VOLTS	(AMPS)	( $\mu A$ )	
SMBJP6KE250AL	214.00	237.00	263.00	1	344.0	1.9	1	250AL
SMBJP6KE300AL	256.00	285.00	315.00	1	414.0	1.5	1	300AL
SMBJP6KE350AL	300.00	332.00	368.00	1	482.0	1.3	1	350AL
SMBJP6KE400AL	342.00	380.00	420.00	1	548.0	1.1	1	400AL

## Curve Characteristics

Fig. 1 - Peak Pulse Power Rating Curve

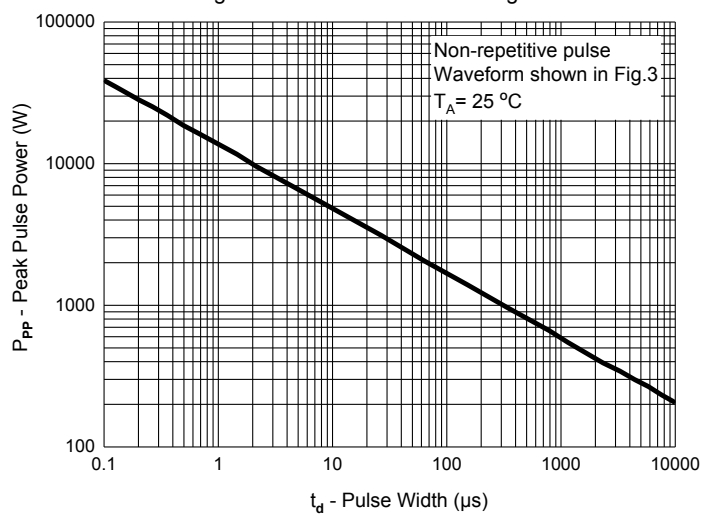


Fig. 2 - Pulse Derating Curve

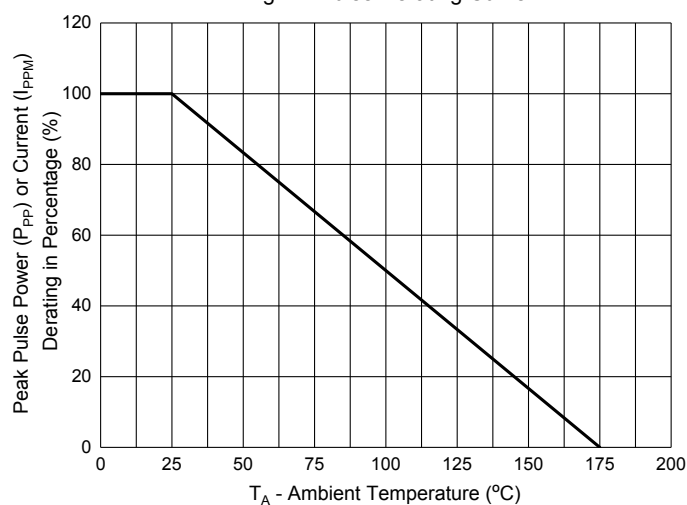
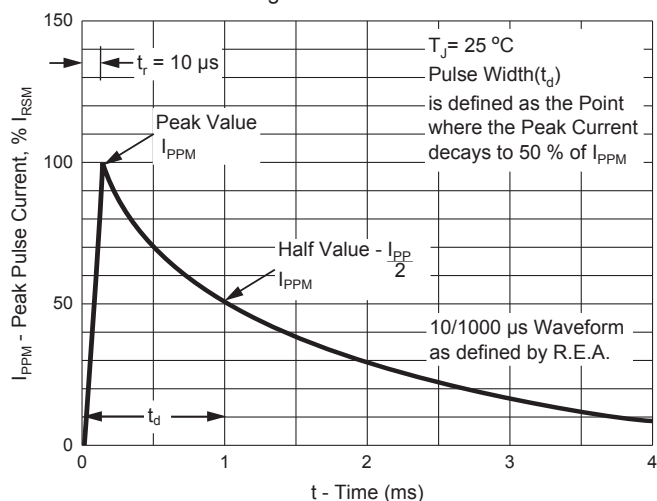


Fig. 3 - Pulse Waveform



## Ordering Information

Device	Packing
Part Number-TP	Tape&Reel:3Kpcs/Reel

### \*\*\*IMPORTANT NOTICE\*\*\*

**Micro Commercial Components Corp.** reserves the right to make changes without further notice to any product herein to make corrections, modifications , enhancements , improvements , or other changes . **Micro Commercial Components Corp** . does not assume any liability arising out of the application or use of any product described herein; neither does it convey any license under its patent rights ,nor the rights of others . The user of products in such applications shall assume all risks of such use and will agree to hold **Micro Commercial Components Corp** . and all the companies whose products are represented on our website, harmless against all damages. **Micro Commercial Components Corp.** products are sold subject to the general terms and conditions of commercial sale, as published at <https://www.mccsemi.com/Home/TermsAndConditions>.

### \*\*\*LIFE SUPPORT\*\*\*

MCC's products are not authorized for use as critical components in life support devices or systems without the express written approval of Micro Commercial Components Corporation.

### \*\*\*CUSTOMER AWARENESS\*\*\*

Counterfeiting of semiconductor parts is a growing problem in the industry. Micro Commercial Components (MCC) is taking strong measures to protect ourselves and our customers from the proliferation of counterfeit parts. MCC strongly encourages customers to purchase MCC parts either directly from MCC or from Authorized MCC Distributors who are listed by country on our web page cited below. Products customers buy either from MCC directly or from Authorized MCC Distributors are genuine parts, have full traceability, meet MCC's quality standards for handling and storage. **MCC will not provide any warranty coverage or other assistance for parts bought from Unauthorized Sources.** MCC is committed to combat this global problem and encourage our customers to do their part in stopping this practice by buying direct or from authorized distributors.

# Mouser Electronics

Authorized Distributor

Click to View Pricing, Inventory, Delivery & Lifecycle Information:

[Micro Commercial Components \(MCC\):](#)

[SMBJP6KE300AL-TP](#) [SMBJP6KE350AL-TP](#) [SMBJP6KE400AL-TP](#) [SMBJP6KE250AL-TP](#)