



E480232

## Features

- AEC-Q101 Qualified
- Meet ISO7637-2 5a Surge Specification
- Low Leakage
- Glass Passivated Junction
- Polarity: Heatsink is Anode
- Excellent Clamping Capability
- Uni-directional Polarity
- Moisture Sensitivity Level 1
- Epoxy Meets UL 94 V-0 Flammability Rating
- Lead Free Finish/RoHS Compliant (Note1) ("P" Suffix Designates RoHS Compliant. See Ordering Information)

## Maximum Ratings

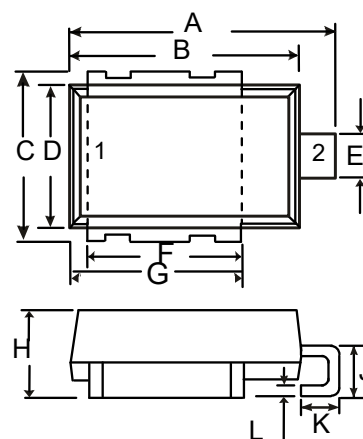
- Operating Junction Temperature Range: -55°C to +175°C
- Storage Temperature Range: -55°C to +175°C

Peak Pulse Power Surge Current with a 10/1000µs Waveform	$I_{PPM}$	See the Table	Note 2
Peak Pulse Power Dissipation with a 10/1000µs Waveform	$P_{PPM}$	4600W	Note 2
Peak Pulse Power Dissipation with a 10/10000µs Waveform	$P_{PPM}$	3600W	
Power Dissipation On Infinite Heatsink	$P_D$	5.0W	$T_L=25^\circ\text{C}$
Peak forward surge current	$I_{FSM}$	600A	

Note: 1. High Temperature Solder Exemptions Applied, see EU Directive Annex 7a.  
2. Non-repetitive current pulse, per Fig.3 and derated above  $T_A=25^\circ\text{C}$  per Fig.4

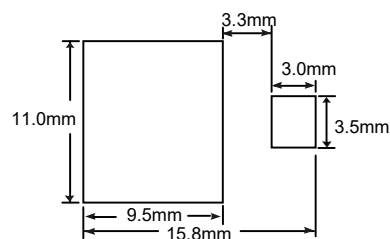
**4600 Watt  
TVS  
10 to 43 Volts**

DO-218AB



DIM	INCHES		MM		NOTE
	MIN	MAX	MIN	MAX	
A	0.590	0.630	15.00	16.00	
B	0.524	0.539	13.30	13.70	
C	0.374	0.413	9.50	10.50	
D	0.323	0.339	8.20	8.60	
E	0.091	0.114	2.30	2.90	
F	0.343	0.366	8.70	9.30	
G	0.382	0.406	9.70	10.30	
H	0.189	0.205	4.80	5.20	
J	0.098	0.138	2.50	3.50	
K	0.067	0.106	1.70	2.70	
L	0.020	0.028	0.50	0.70	

## SUGGESTED SOLDER PAD LAYOUT



**Electrical Characteristics @ 25°C Unless Otherwise Specified**

MCC Part Number (Uni)	Breakdown Voltage $V_{BR}$ @ $I_T$			Maximum Reverse Leakage $I_R$ @ $V_{RWM}$ ( $\mu A$ )	Maximum $I_R$ @ $V_{RWM}$ $T_J=175$ ( $\mu A$ )	Working Peak Reverse Voltage $V_{RWM}$ (V)	Maximum Reverse Surge Current IPP (A) <sup>(1)</sup>	Maximum Clamping Voltage $V_C$ @ $I_{PP}$ (V)
	Min (V)	Max (V)	$I_T$ (mA)					
SM6S10A	11.1	12.3	5.0	15	250	10	271	17.0
SM6S11A	12.2	13.5	5.0	10	150	11	253	18.2
SM6S12A	13.3	14.7	5.0	10	150	12	231	19.9
SM6S13A	14.4	15.9	5.0	10	150	13	214	21.5
SM6S14A	15.6	17.2	5.0	10	150	14	198	23.2
SM6S15A	16.7	18.5	5.0	10	150	15	189	24.4
SM6S16A	17.8	19.7	5.0	10	150	16	177	26.0
SM6S17A	18.9	20.9	5.0	10	150	17	167	27.6
SM6S18A	20.0	22.1	5.0	10	150	18	158	29.2
SM6S20A	22.2	24.5	5.0	10	150	20	142	32.4
SM6S22A	24.4	26.9	5.0	10	150	22	130	35.5
SM6S24A	26.7	29.5	5.0	10	150	24	118	38.9
SM6S26A	28.9	31.9	5.0	10	150	26	109	42.1
SM6S28A	31.1	34.4	5.0	10	150	28	101	45.4
SM6S30A	33.3	36.8	5.0	10	150	30	95	48.4
SM6S33A	36.7	40.6	5.0	10	150	33	86	53.3
SM6S36A	40.0	44.2	5.0	10	150	36	79	58.1
SM6S40A	44.4	49.1	5.0	10	150	40	71	64.5
SM6S43A	47.8	52.8	5.0	10	150	43	66	69.4

Note: 1.Surge current waveform is defined at 10/1000us waveform

2.For all types maximum  $V_F = 1.9V$  at  $I_F = 100A$  measured on 8.3 ms single half sine-wave or equivalent square wave, duty cycle = 4 pulses per minute maximum

## Curve Characteristics

Fig. 1 - Peak Pulse Power Rating Curve

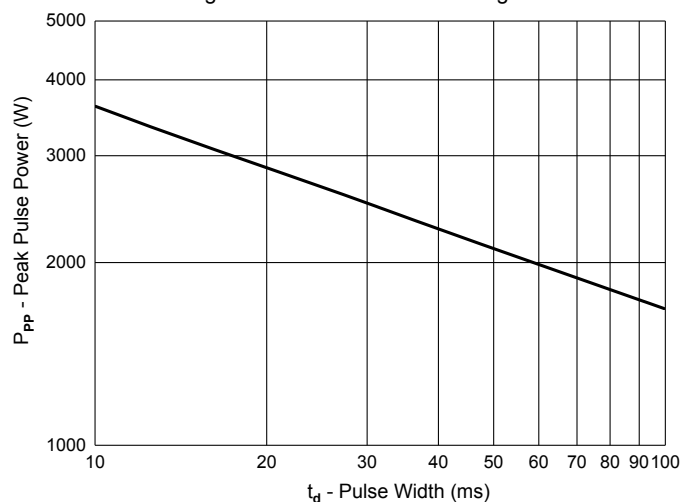


Fig. 2 - Steady State Power Derating Curve

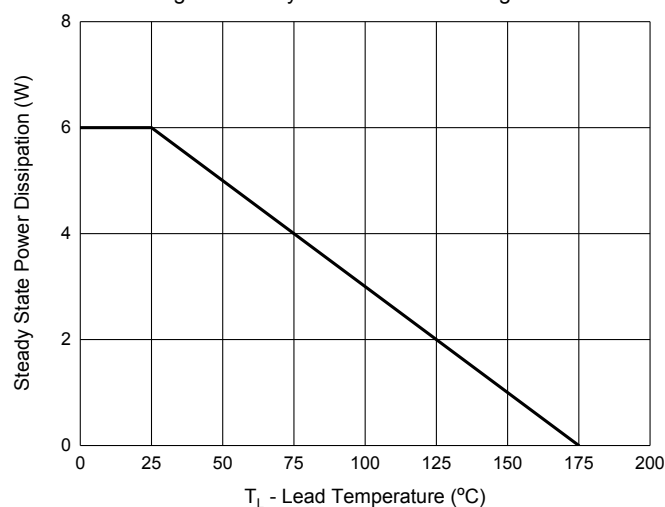


Fig. 3 - Pulse Waveform

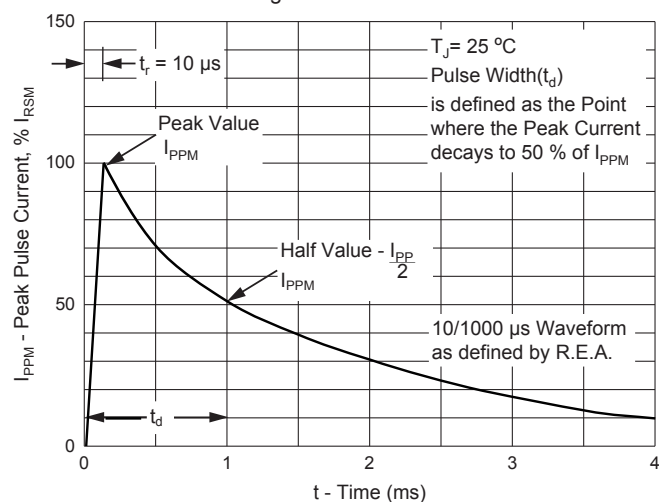
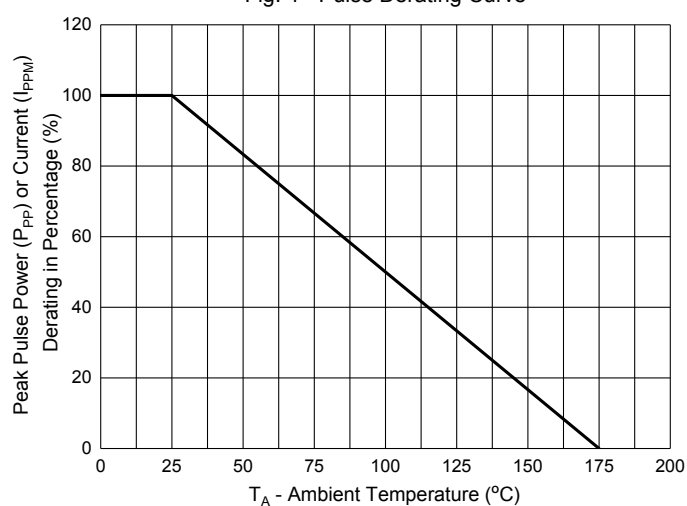


Fig. 4 - Pulse Derating Curve



## Ordering Information

Device	Packing
Part Number-TP	Tape&Reel:750pcs/Reel

### \*\*\*IMPORTANT NOTICE\*\*\*

**Micro Commercial Components Corp.** reserves the right to make changes without further notice to any product herein to make corrections, modifications , enhancements , improvements , or other changes . **Micro Commercial Components Corp.** does not assume any liability arising out of the application or use of any product described herein; neither does it convey any license under its patent rights ,nor the rights of others . The user of products in such applications shall assume all risks of such use and will agree to hold **Micro Commercial Components Corp.** and all the companies whose products are represented on our website, harmless against all damages. **Micro Commercial Components Corp.** products are sold subject to the general terms and conditions of commercial sale, as published at <https://www.mccsemi.com/Home/TermsAndConditions>.

### \*\*\*LIFE SUPPORT\*\*\*

MCC's products are not authorized for use as critical components in life support devices or systems without the express written approval of Micro Commercial Components Corporation.

### \*\*\*CUSTOMER AWARENESS\*\*\*

Counterfeiting of semiconductor parts is a growing problem in the industry. Micro Commercial Components (MCC) is taking strong measures to protect ourselves and our customers from the proliferation of counterfeit parts. MCC strongly encourages customers to purchase MCC parts either directly from MCC or from Authorized MCC Distributors who are listed by country on our web page cited below. Products customers buy either from MCC directly or from Authorized MCC Distributors are genuine parts, have full traceability, meet MCC's quality standards for handling and storage. **MCC will not provide any warranty coverage or other assistance for parts bought from Unauthorized Sources.** MCC is committed to combat this global problem and encourage our customers to do their part in stopping this practice by buying direct or from authorized distributors.

# Mouser Electronics

Authorized Distributor

Click to View Pricing, Inventory, Delivery & Lifecycle Information:

## Micro Commercial Components (MCC):

[SM6S10A-TP](#) [SM6S11A-TP](#) [SM6S12A-TP](#) [SM6S13A-TP](#) [SM6S14A-TP](#) [SM6S40A-TP](#) [SM6S43A-TP](#) [SM6S24A-TP](#) [SM6S26A-TP](#) [SM6S28A-TP](#) [SM6S30A-TP](#) [SM6S33A-TP](#) [SM6S36A-TP](#) [SM6S15A-TP](#) [SM6S16A-TP](#) [SM6S17A-TP](#) [SM6S18A-TP](#) [SM6S20A-TP](#) [SM6S22A-TP](#)