

## Features

- Zero Reverse Recovery Current
- Positive Temperature Coefficient
- High-Speed Switching
- Moisture Sensitivity Level 1
- Epoxy Meets UL 94 V-0 Flammability Rating
- Halogen Free. "Green" Device (Note 1)
- Lead Free Finish/RoHS Compliant(Note 1) ("P" Suffix designates RoHS Compliant. See ordering information)

## Benefits

- Temperature-Independent Performance
- Low Switching Loss
- Low Heat Dissipation Requirements

## Applications

- Switching Power Supply
- Power Factor Correction
- Motor Drive, Traction
- Charging Pile

## Maximum Ratings

- Operating Junction Temperature Range: -55°C to +175°C
- Storage Temperature Range: -55°C to +175°C
- Thermal Resistance: 2.13°C/W Junction to Case

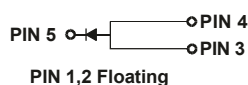
MCC Part Number	Device Marking
SIC1060PL8	SIC1060PL8

Peak Repetitive Reverse Voltage	$V_{RRM}$	650V	
Surge Peak Reverse Voltage	$V_{RSM}$	650V	
DC Reverse Voltage	$V_{DC}$	650V	
Average Forward Current	$I_F$	10A	$T_J=155^{\circ}\text{C}$
Peak Forward Surge Current	$I_{FSM}$	49A	$T_C=25^{\circ}\text{C}$ , $t_p=10\text{ms}$ , Half Sine Pulse
Power Dissipation	$P_D$	70W	$T_C=25^{\circ}\text{C}$

Note: 1. Halogen free "Green" products are defined as those which contain <900ppm bromine, <900ppm chlorine (<1500ppm total Br + Cl) and <1000ppm antimony compounds.

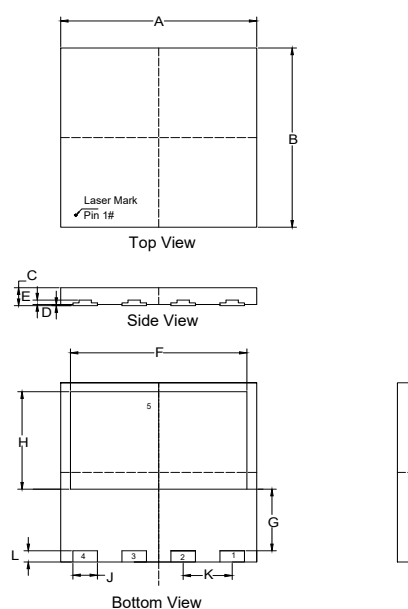
2. High Temperature Solder Exemptions Applied, see EU Directive Annex 7a.

## Internal Structure:



# 10Amp Silicon Carbide Schottky Barrier Rectifier 650 Volts

## DFN8080A



## DIMENSIONS

DIM	INCHES		MM		NOTE
	MIN	MAX	MIN	MAX	
A	0.311	0.319	7.90	8.10	
B	0.311	0.319	7.90	8.10	
C	0.030	0.037	0.75	0.95	
D	0.000	0.002	0.00	0.05	
E	0.004	0.012	0.10	0.30	
F	0.280	0.287	7.10	7.30	
G	0.104	0.112	2.65	2.85	
H	0.167	0.175	4.25	4.45	
J	0.035	0.043	0.90	1.10	
K	0.079		2.00		BSC
L	0.016	0.024	0.40	0.60	

**Electrical Characteristics @ 25°C (Unless Otherwise Specified)**

Parameter	Symbol	Conditions	Typ.	Max.	Units
Forward Voltage	$V_F$	$I_F=10A, T_J=25^{\circ}C$	1.39	1.6	V
		$I_F=10A, T_J=175^{\circ}C$	1.65		V
Reverse Leakage Current	$I_R$	$V_R=650V, T_J=25^{\circ}C$	12.8	44	$\mu A$
		$V_R=650V, T_J=175^{\circ}C$	424		$\mu A$
Total Capacitive Charge	$Q_C$	$V_R=400V$	24.8		nC
Total capacitance	C	$V_R=0V, f=1MHz$	452		pF
		$V_R=200V, f=1MHz$	48		pF
		$V_R=400V, f=1MHz$	36		pF
Capacitance Stored Energy	$E_C$	$V_R=400V$	2.92		$\mu J$

## Curve Characteristics

Fig. 1 - Typical Forward Characteristics

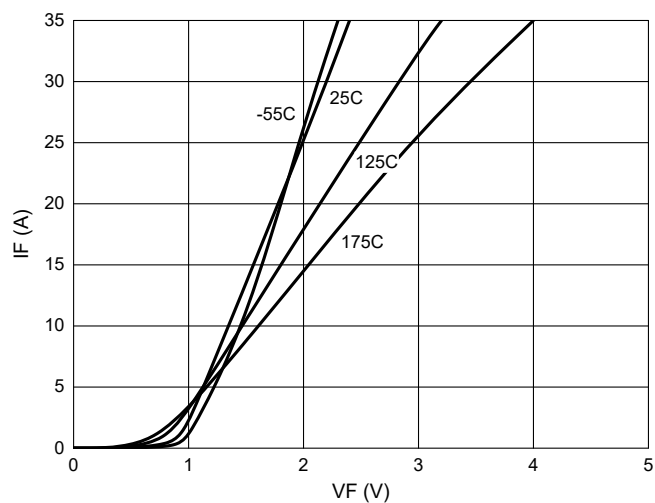


Fig. 2 - Typical Reverse Leakage Characteristics

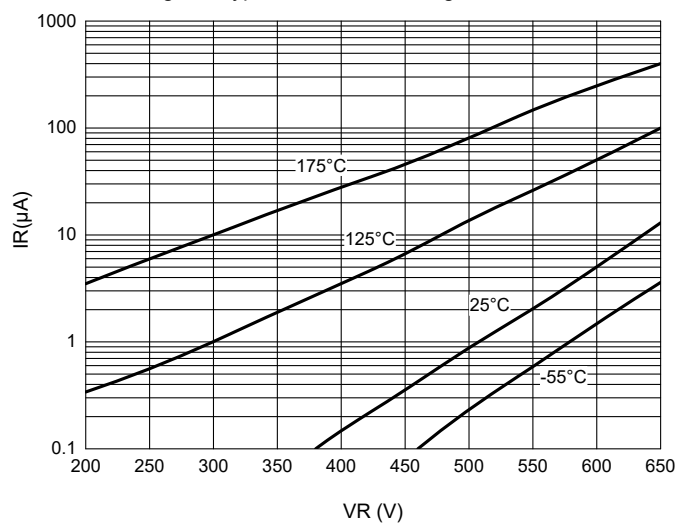


Fig. 3 - Capacitance vs Reverse Voltage

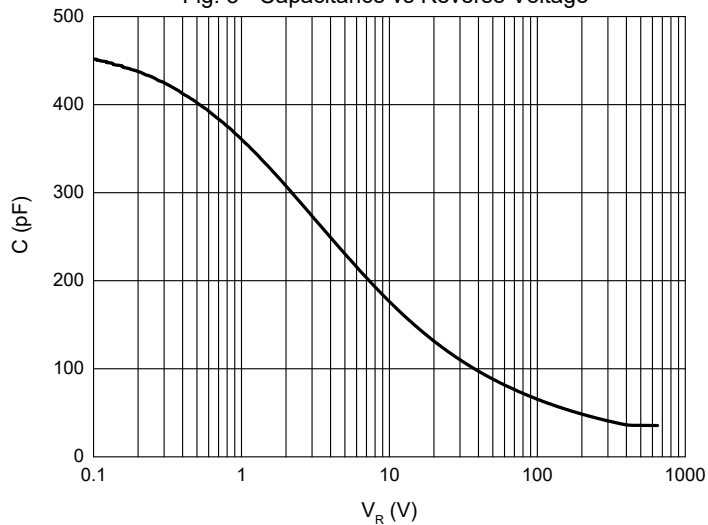


Fig. 4 - Typical Power Derating

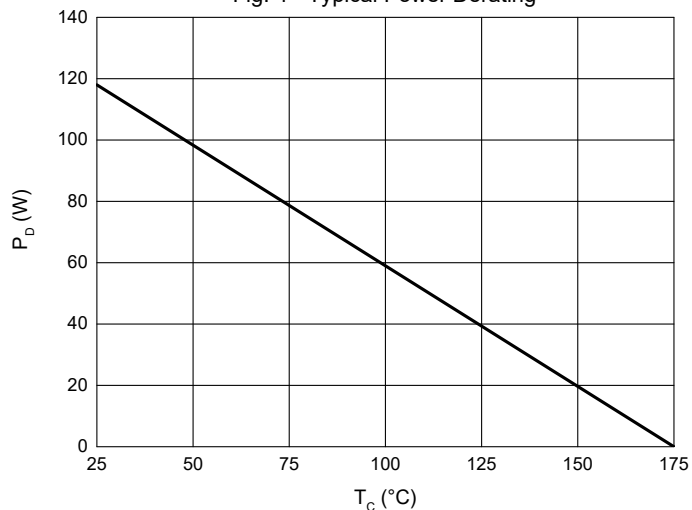
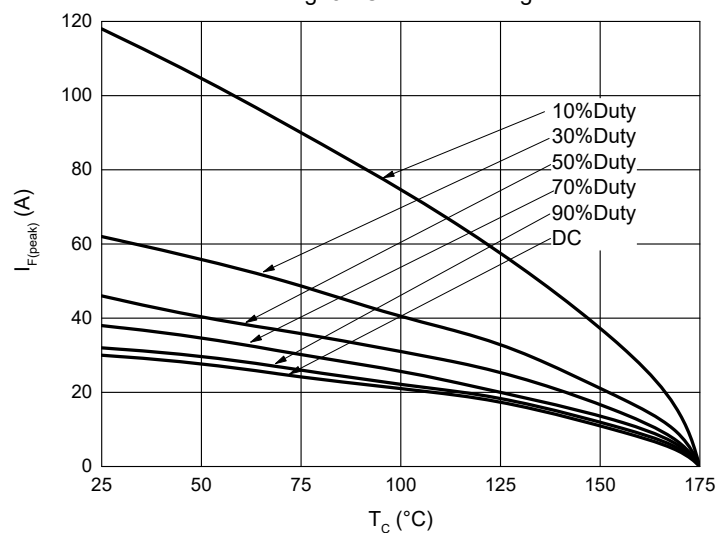


Fig. 5 - Current Derating



## Ordering Information

Device	Packing
SIC1060PL8-TP	Tape&Reel:3Kpcs/Reel

### \*\*\*IMPORTANT NOTICE\*\*\*

**Micro Commercial Components Corp.** reserves the right to make changes without further notice to any product herein to make corrections, modifications , enhancements , improvements , or other changes . **Micro Commercial Components Corp.** does not assume any liability arising out of the application or use of any product described herein; neither does it convey any license under its patent rights ,nor the rights of others . The user of products in such applications shall assume all risks of such use and will agree to hold **Micro Commercial Components Corp.** and all the companies whose products are represented on our website, harmless against all damages. **Micro Commercial Components Corp.** products are sold subject to the general terms and conditions of commercial sale, as published at <https://www.mccsemi.com/Home/TermsAndConditions>.

### \*\*\*LIFE SUPPORT\*\*\*

MCC's products are not authorized for use as critical components in life support devices or systems without the express written approval of Micro Commercial Components Corporation.

### \*\*\*CUSTOMER AWARENESS\*\*\*

Counterfeiting of semiconductor parts is a growing problem in the industry. Micro Commercial Components (MCC) is taking strong measures to protect ourselves and our customers from the proliferation of counterfeit parts. MCC strongly encourages customers to purchase MCC parts either directly from MCC or from Authorized MCC Distributors who are listed by country on our web page cited below. Products customers buy either from MCC directly or from Authorized MCC Distributors are genuine parts, have full traceability, meet MCC's quality standards for handling and storage. **MCC will not provide any warranty coverage or other assistance for parts bought from Unauthorized Sources.** MCC is committed to combat this global problem and encourage our customers to do their part in stopping this practice by buying direct or from authorized distributors.

# Mouser Electronics

Authorized Distributor

Click to View Pricing, Inventory, Delivery & Lifecycle Information:

[Micro Commercial Components \(MCC\):](#)

[SIC1060PL8-TP](#)