	<b>E480232</b>
---	----------------

**Features**

- Glass Passivated Junction
- Excellent Clamping Capability
- Halogen Free Available Upon Request By Adding Suffix "-HF"
- Moisture Sensitivity Level 1
- Epoxy Meets UL 94 V-0 Flammability Rating
- Lead Free Finish/RoHS Compliant (Note1) ("P" Suffix Designates RoHS Compliant. See Ordering Information)

**Mechanical Data**

- Weight: 0.4g

**Maximum Ratings**

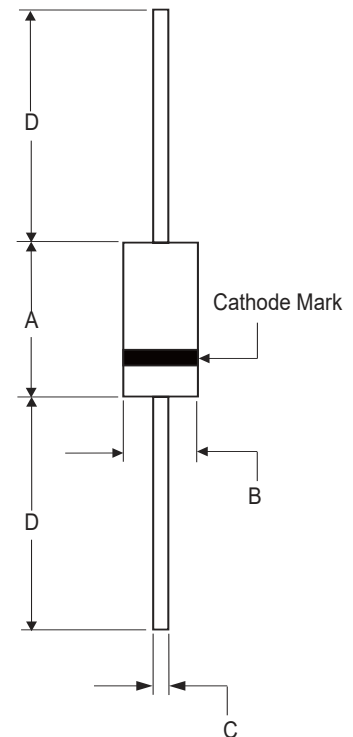
- Operating Junction Temperature Range: -55°C to +175°C
- Storage Temperature Range: -55°C to +175°C

Peak Pulse Power Surge Current with a 10/1000µs Waveform	$I_{PPM}$	See the Table	Note 2
Peak Pulse Power Dissipation with a 10/1000µs Waveform	$P_{PPM}$	500W(Min)	Note 2
Steady State Power Dissipation	$P_{M(AV)}$	3.0 W	$T_L=75^\circ\text{C}$ with lead lengths or 0.375"(9.5mm)

NOTE:1) High Temperature Solder Exemption Applied, see EU Directive Annex 7a.  
2) Non-repetitive current pulse, per Fig.2 and derated above TA=25°C, per Fig.3

**500W Low Capacitance TVS**

**DO-15**



DIM	INCHES		MM		NOTE
	MIN	MAX	MIN	MAX	
A	0.230	0.300	5.80	7.60	
B	0.104	0.140	2.60	3.60	
C	0.026	0.035	0.70	0.90	
D	1.000	-----	25.40	-----	

Electrical Characteristics @ 25°C Unless Otherwise Specified

MCC PART NUMBER	STAND-OFF VOLTAGE (NOTE 1) $V_{WM}(V)$	MINIMUM BREAKDOWN VOLTAGE AT $I_T=1.0Ma$ $V_{(BR)}(V)$	MAXIMUM REVERSE LEAKAGE AT $V_{WM}$ $I_R(\mu A)$	MAXIMUM CLAMPING VOLTAGE AT $I_{PP}=5.0A$ $V_C(V)$	MAXIMUM PEAK PULSE CURRENT PER FIG.2 $I_{PP}(A)$	MAXIMUM JUNCTION CAPACITANET AT 0 VOLTS $pF$	WORKING INVERSE BLOCKING VOLTAGE $V_{WIB}(V)$	PEAK INVERSE BLOCKING VOLTAGE $V_{PIB}(V)$
SAC5.0	5.0	7.60	300	10.0	44.0	50	75	100
SAC6.0	6.0	7.90	300	11.2	41.0	50	75	100
SAC7.0	7.0	8.33	300	12.6	38.0	50	75	100
SAC8.0	8.0	8.89	100	13.4	36.0	50	75	100
SAC8.5	8.5	9.44	50	14.0	34.0	50	75	100
SAC10	10.0	11.10	5	16.3	29.0	50	75	100
SAC12	12.0	13.30	5	19.0	25.0	50	75	100
SAC15	15.0	16.70	5	23.6	20.0	50	75	100
SAC18	18.0	20.00	5	28.8	15.0	50	75	100
SAC22	22.0	24.40	5	35.4	14.0	50	75	100
SAC26	26.0	28.90	5	42.3	11.1	50	75	100
SAC30	30.0	33.30	5	48.6	10.0	50	75	100
SAC36	36.0	40.00	5	60.0	8.6	50	75	100
SAC45	45.0	50.00	5	77.0	6.8	50	150	200
SAC50	50.0	55.50	5	88.0	5.8	50	150	200

NOTE:1) Non-repetitive current pulse, per Fig.2 and derated above  $T_A=25^\circ C$ , per Fig.3

Curve Characteristics

Fig. 1 - Peak Pulse Power Rating Curve

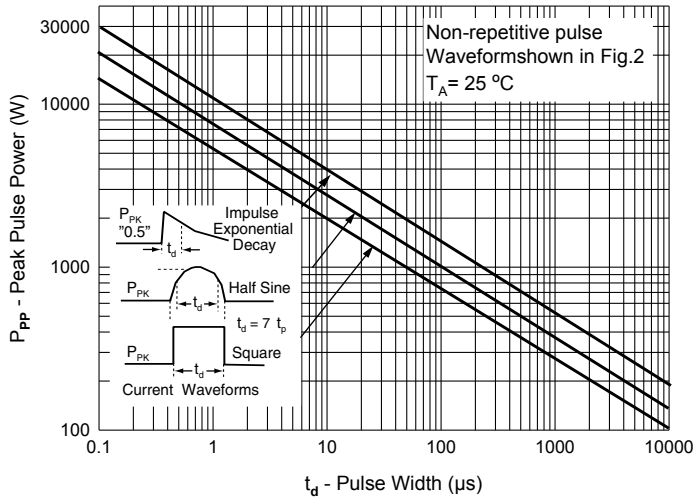


Fig. 2 - Pulse Waveform

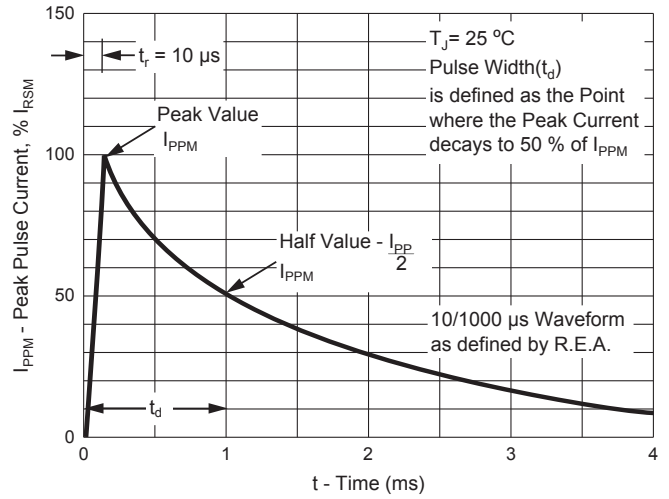
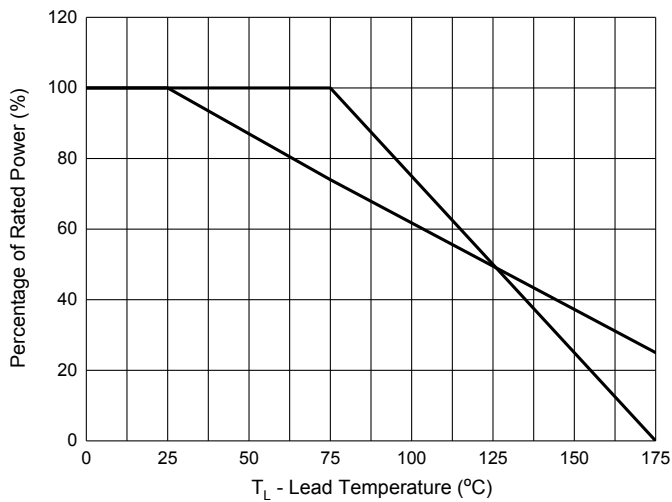


Fig. 3 - Power Derating Curve



## Ordering Information

Device	Packing
(Part Number)-TP	Tape&Reel: 4Kpcs/Reel
(Part Number)-AP	Ammo Packing: 3Kpcs/Ammo Box
(Part Number)-BP	Bulk:500pcs/Box,25Kpcs/Carton

Note : Adding "-HF" Suffix For Halogen Free, eg. Part Number-TP-HF

### \*\*\*IMPORTANT NOTICE\*\*\*

**Micro Commercial Components Corp.** reserves the right to make changes without further notice to any product herein to make corrections, modifications , enhancements , improvements , or other changes . **Micro Commercial Components Corp .** does not assume any liability arising out of the application or use of any product described herein; neither does it convey any license under its patent rights ,nor the rights of others . The user of products in such applications shall assume all risks of such use and will agree to hold **Micro Commercial Components Corp .** and all the companies whose products are represented on our website, harmless against all damages. **Micro Commercial Components Corp.** products are sold subject to the general terms and conditions of commercial sale, as published at <https://www.mccsemi.com/Home/TermsAndConditions>.

### \*\*\*LIFE SUPPORT\*\*\*

MCC's products are not authorized for use as critical components in life support devices or systems without the express written approval of Micro Commercial Components Corporation.

### \*\*\*CUSTOMER AWARENESS\*\*\*

Counterfeiting of semiconductor parts is a growing problem in the industry. Micro Commercial Components (MCC) is taking strong measures to protect ourselves and our customers from the proliferation of counterfeit parts. MCC strongly encourages customers to purchase MCC parts either directly from MCC or from Authorized MCC Distributors who are listed by country on our web page cited below. Products customers buy either from MCC directly or from Authorized MCC Distributors are genuine parts, have full traceability, meet MCC's quality standards for handling and storage. **MCC will not provide any warranty coverage or other assistance for parts bought from Unauthorized Sources.** MCC is committed to combat this global problem and encourage our customers to do their part in stopping this practice by buying direct or from authorized distributors.

# Mouser Electronics

Authorized Distributor

Click to View Pricing, Inventory, Delivery & Lifecycle Information:

## [Micro Commercial Components \(MCC\):](#)

[SAC10-TP](#) [SAC12-TP](#) [SAC15-TP](#) [SAC5.0-TP](#) [SAC6.0-TP](#) [SAC7.0-TP](#) [SAC8.0-TP](#) [SAC8.5-TP](#) [SAC18-TP](#)  
[SAC22-TP](#) [SAC26-TP](#) [SAC30-TP](#) [SAC36-TP](#) [SAC45-TP](#) [SAC50-TP](#) [SAC18-AP](#) [SAC18-BP](#) [SAC22-AP](#) [SAC22-](#)  
[BP](#) [SAC26-AP](#) [SAC26-BP](#) [SAC30-AP](#) [SAC30-BP](#) [SAC36-AP](#) [SAC36-BP](#) [SAC45-AP](#) [SAC45-BP](#) [SAC50-AP](#)  
[SAC50-BP](#)