

	E502650
---	----------------

Features


- Halogen Free Available Upon Request By Adding Suffix "-HF"
- High Current Capability
- Superior Thermal Conductivity
- Lead Free Finish/RoHS Compliant ^(Note1) ("P" Suffix Designates Compliant. See Ordering Information)
- Epoxy Meets UL 94 V-0 Flammability Rating
- Moisture Sensitivity Level 1

Maximum Ratings

- Operating Junction Temperature Range: -55°C to +150°C
- Storage Temperature Range: -55°C to +150°C
- Typical Thermal Resistance^(Note2): 0.8°C/W Junction to Case
- Typical Thermal Resistance: 18°C/W Junction to Ambient

Mechanical Data

- Mounting Torque: 5in-lbs



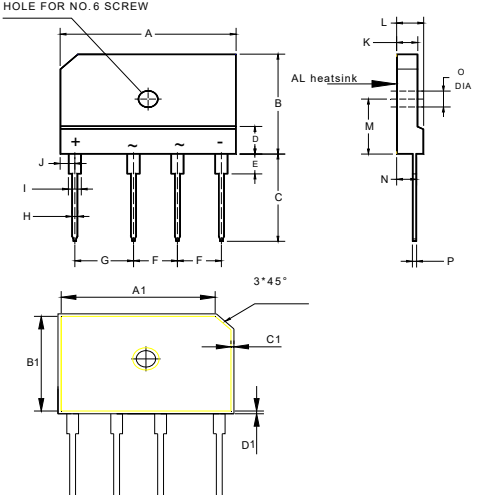
MCC Part Number	Device Marking	Maximum Recurrent Peak Reverse Voltage	Maximum RMS Voltage	Maximum DC Blocking Voltage
PB25005	PB25005	50V	35V	50V
PB2501	PB2501	100V	70V	100V
PB2502	PB2502	200V	140V	200V
PB2504	PB2504	400V	280V	400V
PB2506	PB2506	600V	420V	600V
PB2508	PB2508	800V	560V	800V
PB2510	PB2510	1000V	700V	1000V

Electrical Characteristics @ 25°C Unless Otherwise Specified

Average Forward Current	$I_{F(AV)}$	25A	$T_C = 100^\circ\text{C}$
Peak Forward Surge Current	I_{FSM}	350A	8.3ms, Half Sine
Maximum Instantaneous Forward Voltage	V_F	1.0V 0.9V	$I_{FM} = 12.5A; T_J = 25^\circ\text{C}$ $I_{FM} = 12.5A; T_J = 125^\circ\text{C}$
Maximum DC Reverse Current At Rated DC Blocking Voltage	I_R	5μA 250μA	$T_J = 25^\circ\text{C}$ $T_J = 125^\circ\text{C}$
Dielectric Strength	V_{dis}	2.5KV	Terminals to Case, AC 1 Minute
Rating for Fusing	I^2t	508 A ² s	1ms < t < 8.3ms

Note: 1. High Temperature Solder Exemption Applied, See EU Directive Annex 7a.
2. Unit Mounted on 100*50*2mm Aluminum Plate Heatsink.

25 Amp Bridge Rectifier 50 - 1000 Volts

PB					
					
DIM	INCHES		MM		NOTE
	MIN	MAX	MIN	MAX	
A	1.169	1.193	29.70	30.30	
B	0.776	0.799	19.70	20.30	
C	0.669	0.709	17.00	18.00	
D	0.189	0.228	4.80	5.80	
E	0.150	0.165	3.80	4.20	
F	0.287	0.303	7.30	7.70	
G	0.386	0.402	9.80	10.20	
H	0.035	0.043	0.90	1.10	
I	0.079	0.094	2.00	2.40	
J	0.091	0.106	2.30	2.70	
K	0.134	0.150	3.40	3.80	
L	0.173	0.189	4.40	4.80	
M	0.425	0.441	10.80	11.20	
N	0.122	0.146	3.10	3.70	
O	0.122	0.134	3.10	3.40	
P	0.024	0.031	0.60	0.80	
A1	1.136	1.144	28.85	29.05	
B1	0.742	0.750	18.85	19.05	
C1	0.016	0.024	0.40	0.60	
D1	0.016	0.024	0.40	0.60	

Curve Characteristics

Fig. 1 - Forward Current Derating Curve

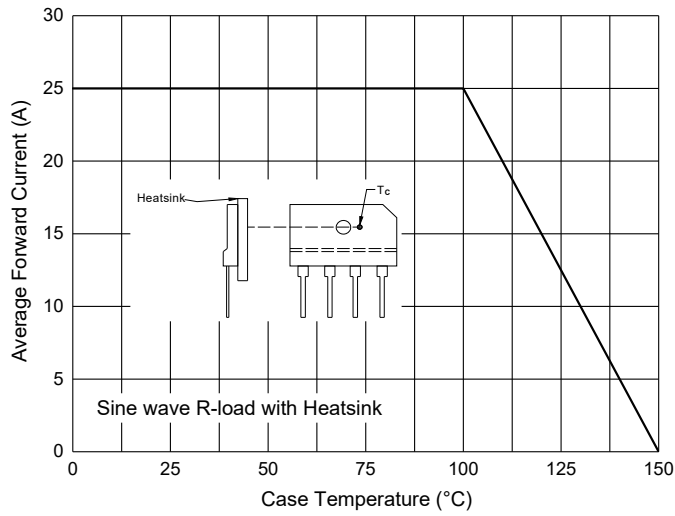


Fig. 2 - Maximum Non-Repetitive Peak Forward Surge Current

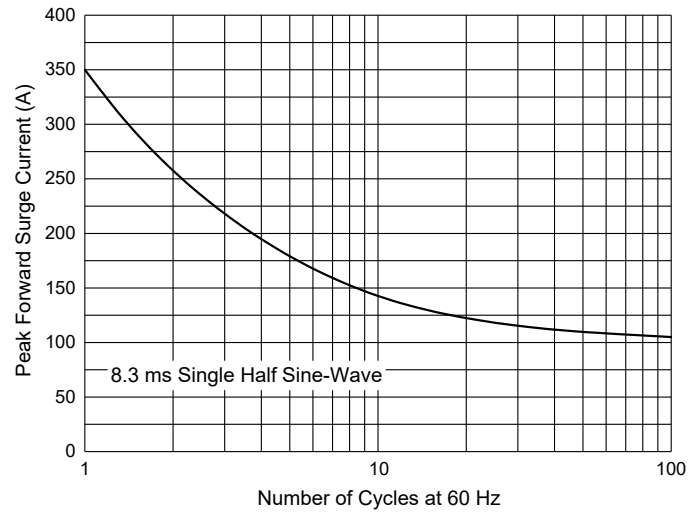


Fig. 2 - Typical Instantaneous Forward Characteristics

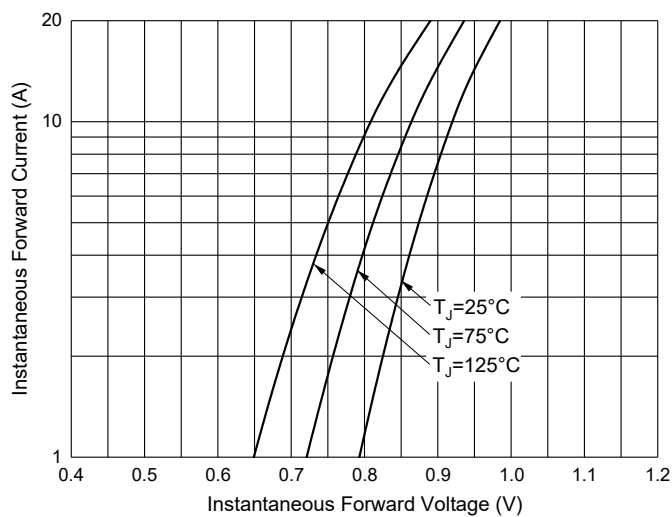
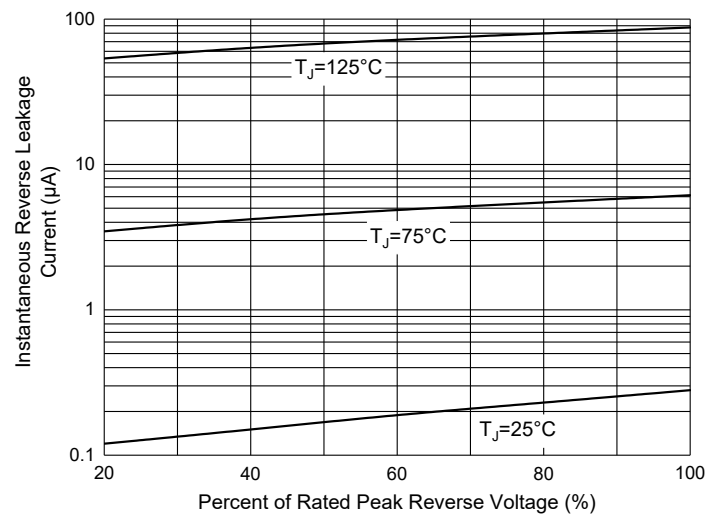


Fig. 4 - Typical Reverse Leakage Characteristics



Ordering Information

Device	Packing
Part Number-BP	Bulk: 750pcs/Box

Note : Adding "-HF" Suffix For Halogen Free, eg. Part Number-BP-HF

IMPORTANT NOTICE

Micro Commercial Components Corp. reserves the right to make changes without further notice to any product herein to make corrections, modifications , enhancements , improvements , or other changes . **Micro Commercial Components Corp.** does not assume any liability arising out of the application or use of any product described herein; neither does it convey any license under its patent rights ,nor the rights of others . The user of products in such applications shall assume all risks of such use and will agree to hold **Micro Commercial Components Corp.** and all the companies whose products are represented on our website, harmless against all damages.

LIFE SUPPORT

MCC's products are not authorized for use as critical components in life support devices or systems without the express written approval of Micro Commercial Components Corporation.

CUSTOMER AWARENESS

Counterfeiting of semiconductor parts is a growing problem in the industry. Micro Commercial Components (MCC) is taking strong measures to protect ourselves and our customers from the proliferation of counterfeit parts. MCC strongly encourages customers to purchase MCC parts either directly from MCC or from Authorized MCC Distributors who are listed by country on our web page cited below. Products customers buy either from MCC directly or from Authorized MCC Distributors are genuine parts, have full traceability, meet MCC's quality standards for handling and storage. **MCC will not provide any warranty coverage or other assistance for parts bought from Unauthorized Sources.** MCC is committed to combat this global problem and encourage our customers to do their part in stopping this practice by buying direct or from authorized distributors.

Mouser Electronics

Authorized Distributor

Click to View Pricing, Inventory, Delivery & Lifecycle Information:

[Micro Commercial Components \(MCC\):](#)

[PB2510-BP-HF](#)