

Features

- Guard Ring for Transient Protection
- Low Power Loss High Efficiency
- High Surge Capacity, High Current Capability
- Lead Free Finish/RoHS Compliant(Note 1) ("P" Suffix Designates Compliant. See Ordering Information)
- Epoxy Meets UL 94 V-0 Flammability RatingHalogen Free Available Upon Request By Adding Suffix "-HF"

Maximum Ratings

- Operating Junction Temperature Range: -55°C to +125°C(MBR1020~1045)
- Operating Junction Temperature Range: -55°C to +150°C(MBR1060~10100)
- Storage Temperature Range: -55°C to +150°C
- Typical Thermal Resistance: 2.5°C/W Junction to Case
- Mounting Torque: 5 in-lbs Maximum

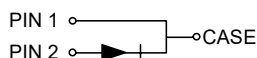
MCC Part Number	Device Marking	Maximum Recurrent Peak Reverse Voltage	Maximum RMS Voltage	Maximum DC Blocking Voltage
MBR1020	MBR1020	20V	14V	20V
MBR1030	MBR1030	30V	21V	30V
MBR1035	MBR1035	35V	24.5V	35V
MBR1040	MBR1040	40V	28V	40V
MBR1045	MBR1045	45V	31.5V	45V
MBR1060	MBR1060	60V	42V	60V
MBR1080	MBR1080	80V	56V	80V
MBR10100	MBR10100	100V	70V	100V

Electrical Characteristics @ 25°C Unless Otherwise Specified

Average Forward Current	$I_{F(AV)}$	10A	See Fig.1
Peak Forward Surge Current	I_{FSM}	150A	8.3ms,Half Sine
Maximum Forward Voltage Drop Per Element	V_F	MBR1020~MBR1045 0.65V MBR1060 0.75V MBR1080~MBR10100 0.84V MBR1060 0.65V MBR1020~MBR1045 0.84V MBR1060 0.95V MBR1060 0.80V	$I_{FM}=10A$ $I_{FM}=10A$ $I_{FM}=10A$ $I_{FM}=10A, T_J=125^{\circ}C$ $I_{FM}=20A$ $I_{FM}=20A$ $I_{FM}=20A, T_J=125^{\circ}C$
Maximum DC Reverse Current at Rated DC Blocking Voltage	I_R	0.1mA	$T_J=25^{\circ}C$

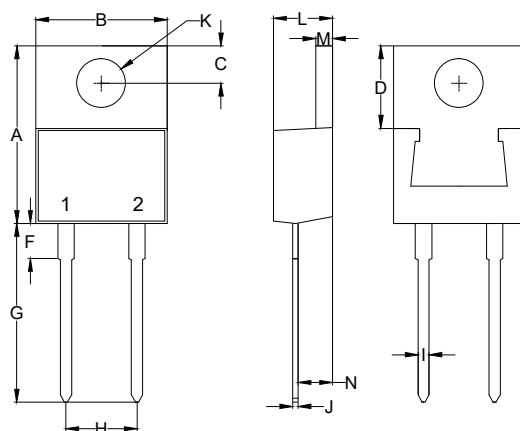
Note :1. High Temperature Solder Exemption Applied, see EU Directive Annex 7a.

Internal Structure



10 Amp Schottky Barrier Rectifier 20 to 100 Volts

TO-220AC



DIMENSIONS					
DIM	INCHES		MM		NOTE
	MIN	MAX	MIN	MAX	
A	0.578	0.603	14.68	15.32	
B	0.380	0.420	9.65	10.67	
C	0.100	0.135	2.54	3.43	
D	0.230	0.270	5.84	6.86	
F	0.147	0.167	3.74	4.24	
G	0.500	0.580	12.70	14.73	
H	0.190	0.210	4.83	5.33	
I	0.020	0.045	0.51	1.14	
J	0.012	0.025	0.30	0.64	
K	0.139	0.161	3.53	4.09	Φ
L	0.140	0.190	3.56	4.83	
M	0.045	0.055	1.14	1.40	
N	0.080	0.115	2.03	2.92	

Curve Characteristics

Fig. 1 - Forward Current Derating Curve

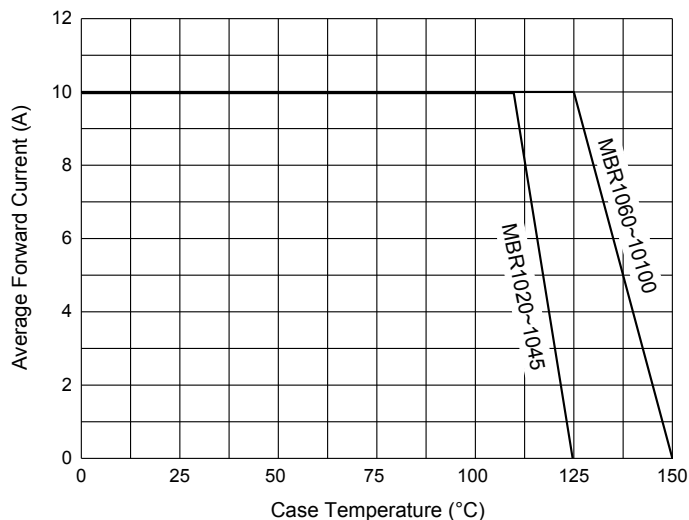


Fig. 2 - Maximum Non-Repetitive Peak Forward Surge Current

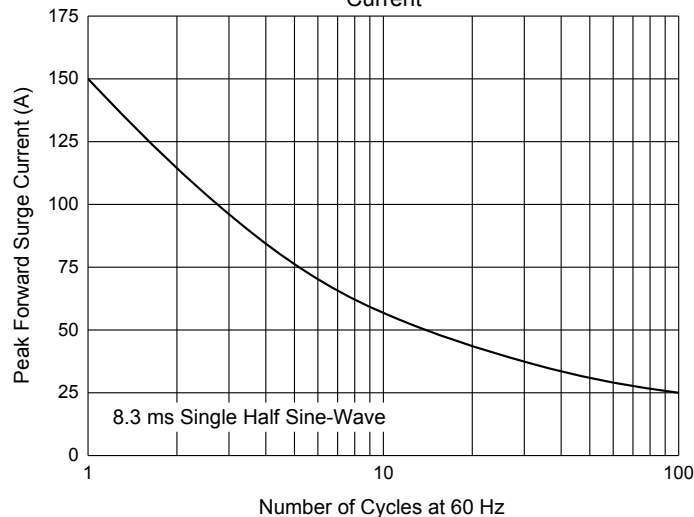


Fig. 3 - Typical Instantaneous Forward Characteristics

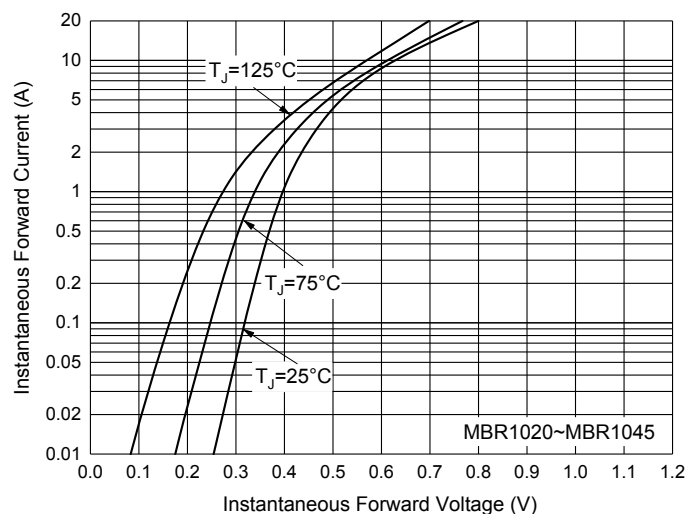


Fig. 4 - Typical Instantaneous Forward Characteristics

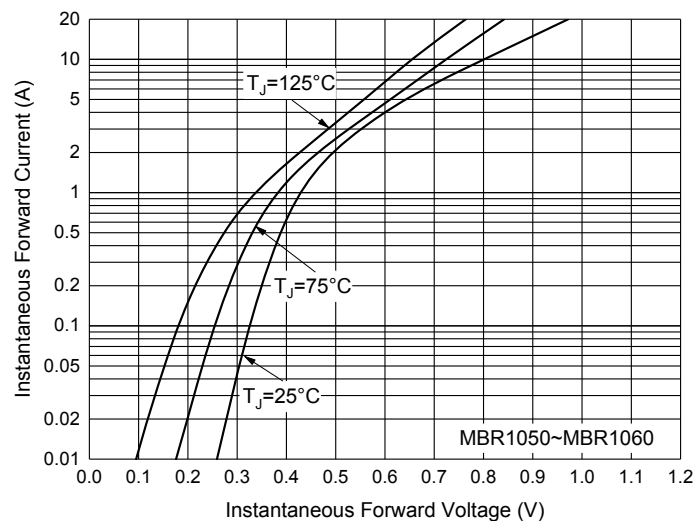


Fig. 5 - Typical Instantaneous Forward Characteristics

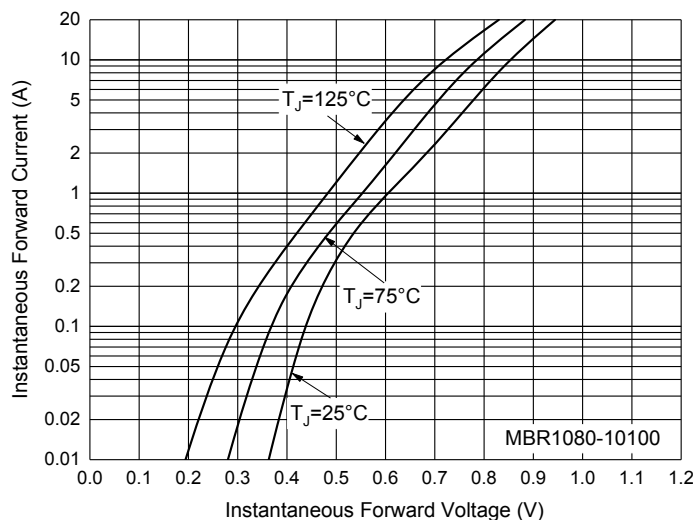
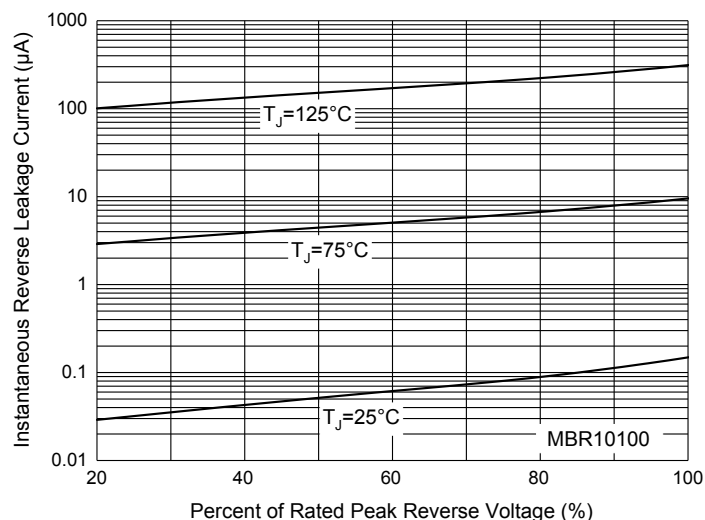


Fig. 6 - Typical Reverse Leakage Characteristics



Ordering Information

Device	Packing
Part Number-BP	Bulk:50pcs/Tube, 1Kpcs/Box, 5Kpcs/Carton

Note : Adding "-HF" Suffix For Halogen Free, eg. Part Number-BP-HF

IMPORTANT NOTICE

Micro Commercial Components Corp. reserves the right to make changes without further notice to any product herein to make corrections, modifications , enhancements , improvements , or other changes . **Micro Commercial Components Corp.** does not assume any liability arising out of the application or use of any product described herein; neither does it convey any license under its patent rights ,nor the rights of others . The user of products in such applications shall assume all risks of such use and will agree to hold **Micro Commercial Components Corp.** and all the companies whose products are represented on our website, harmless against all damages. **Micro Commercial Components Corp.** products are sold subject to the general terms and conditions of commercial sale, as published at <https://www.mccsemi.com/Home/TermsAndConditions>.

LIFE SUPPORT

MCC's products are not authorized for use as critical components in life support devices or systems without the express written approval of Micro Commercial Components Corporation.

CUSTOMER AWARENESS

Counterfeiting of semiconductor parts is a growing problem in the industry. Micro Commercial Components (MCC) is taking strong measures to protect ourselves and our customers from the proliferation of counterfeit parts. MCC strongly encourages customers to purchase MCC parts either directly from MCC or from Authorized MCC Distributors who are listed by country on our web page cited below. Products customers buy either from MCC directly or from Authorized MCC Distributors are genuine parts, have full traceability, meet MCC's quality standards for handling and storage. **MCC will not provide any warranty coverage or other assistance for parts bought from Unauthorized Sources.** MCC is committed to combat this global problem and encourage our customers to do their part in stopping this practice by buying direct or from authorized distributors.

Mouser Electronics

Authorized Distributor

Click to View Pricing, Inventory, Delivery & Lifecycle Information:

[Micro Commercial Components \(MCC\):](#)

[MBR1045-BP](#) [MBR10100-BP](#) [MBR1040-BP](#) [MBR1060-BP](#)