



E502650

Features

- Halogen Free Available Upon Request By Adding Suffix "-HF"
- Glass Passivated Chip Junction
- High Surge Forward Current Capability
- Epoxy Meets UL 94 V-0 Flammability Rating
- Lead Free Finish/RoHS Compliant (Note 1)("P" Suffix Designates RoHS Compliant. See Ordering Information)

**15 Amp
Bridge Rectifier
1000 Volts**

Maximum Ratings @ 25°C (Unless Otherwise Specified)

Parameter	Symbol	Value	Unit
Peak Repetitive Reverse Voltage	V_{RRM}	1000	V
Working Peak Reverse Voltage	V_{RWM}		
DC Blocking Voltage	V_R		
RMS Reverse Voltage	V_{RMS}	700	V
Average Rectified Forward Current @ $T_C=105^\circ\text{C}$	$I_{F(AV)}$	15	A
Non-Repetitive Peak Surge Current @ 8.3ms Half Sine Wave	I_{FSM}	220	A
Non-Repetitive Peak Surge Current @ 1ms Square Wave		440	
I^2t Rating for Fusing @ $1\text{ms} \leq t \leq 8.3\text{ms}$	I^2t	201	A^2s
Dielectric strength @ Terminals to Case, AC 1 Minute	V_{dis}	2	KV

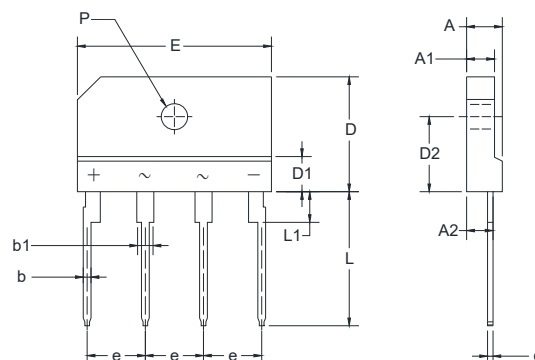
Internal Structure

Simplified Outline	Graphic Symbol

Note:

1.High temperature solder exemption applied, see EU directive annex 7a.

KBJ



DIMENSIONS					
DIM	INCHES		MM		NOTE
	MIN	MAX	MIN	MAX	
A	0.173	0.189	4.40	4.80	
A1	0.134	0.150	3.40	3.80	
A2	0.126	0.134	3.20	3.40	
b	0.035	0.043	0.90	1.10	
b1	0.059	0.075	1.50	1.90	
c	0.024	0.031	0.60	0.80	
D	0.579	0.602	14.70	15.30	
D1	0.150	0.165	3.80	4.20	
D2	0.374	0.413	9.50	10.50	
E	0.976	0.992	24.80	25.20	
e	0.287	0.303	7.30	7.70	
L	0.669	0.709	17.00	18.00	
L1	0.130	0.146	3.30	3.70	
P	0.122	0.134	3.10	3.40	Ø

Thermal characteristics

Symbol	Parameter	Conditions	Min	Typ	Max	Unit
T_J	Operating Junction Temperature Range		-55		150	°C
T_{stg}	Storage Temperature Range		-55		150	°C
$R_{th(J-C)}$	Thermal Resistance from Junction to Case	Note 1		1.5		°C/W
$R_{th(J-A)}$	Thermal Resistance from Junction to Ambient	Without Heatsink		20		°C/W

Note:

1.Device mounted on 75mm x 45mm x 5.5mm Aluminum Plate Heatsink.

Mechanical Data

Recommended Mounting Torque: 0.5 N•m

Electrical Characteristics @ 25°C Unless Otherwise Specified(Per Diode)

Parameter	Symbol	Test Conditions	Min	Typ	Max	Unit
Forward Voltage	V_F	$I_F=7.5A; T_J=25^{\circ}C$			1.0	V
Reverse Current	I_R	at Rated $V_R; T_J=25^{\circ}C$ at Rated $V_R; T_J=125^{\circ}C$			5 100	μA
Junction Capacitance	C_J	$V_R=4V; f=1MHz; T_J=25^{\circ}C$		70		pF

Curve Characteristics

Fig. 1 - Forward Current Derating Curve

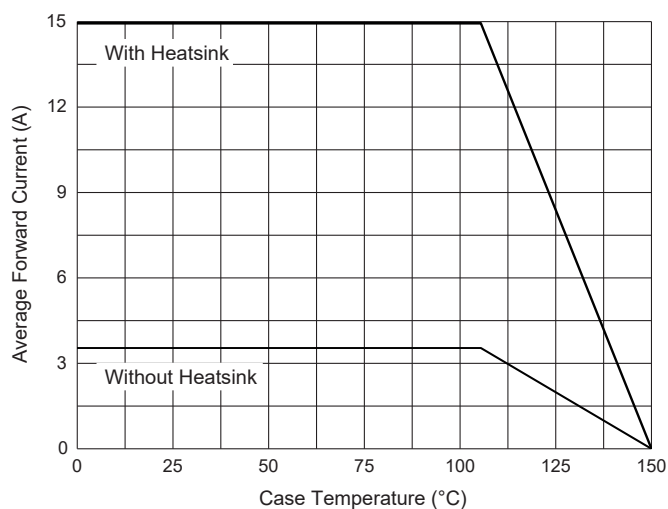


Fig. 2 - Maximum Non-Repetitive Peak Forward Surge Current

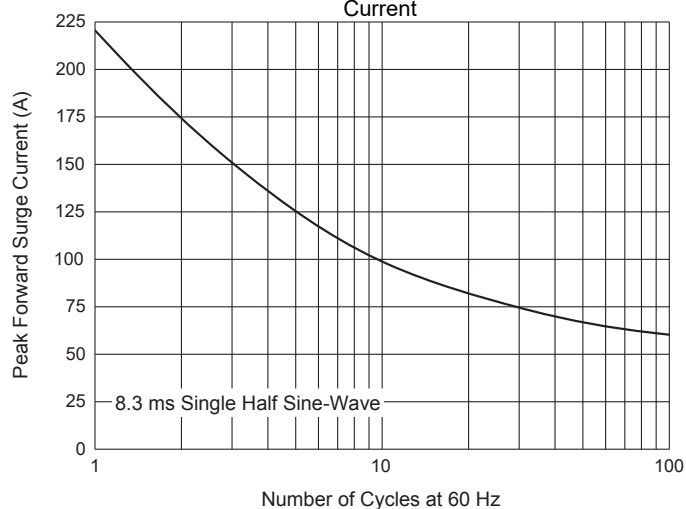


Fig. 3 - Typical Forward Characteristics

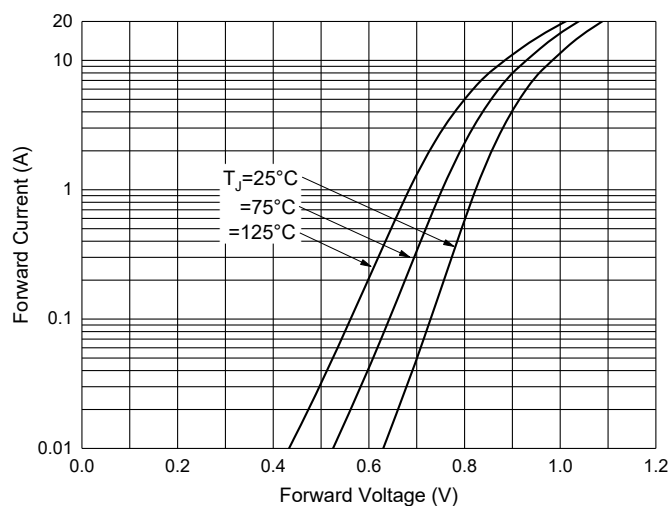


Fig. 4 - Typical Reverse Leakage Characteristics

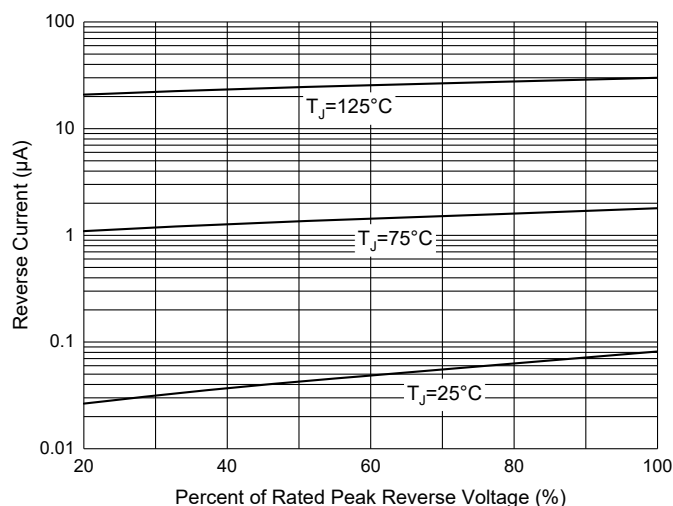
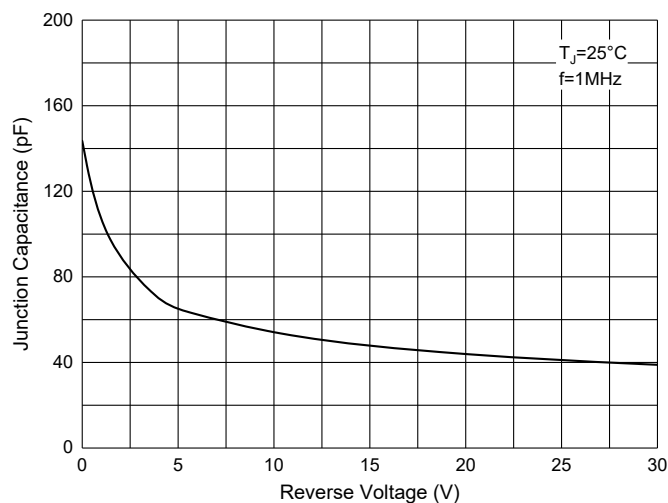


Fig. 5 - Typical Capacitance Characteristics



Ordering Information

Device	Packing
KBJ1510GS-BP	Bulk:20pcs/Tube,1Kpcs/Box,2Kpcs/Carton

Note : Adding "-HF" Suffix For Halogen Free, eg. KBJ1510GS-BP-HF

IMPORTANT NOTICE

Micro Commercial Components Corp. reserves the right to make changes without further notice to any product herein to make corrections, modifications , enhancements , improvements , or other changes . **Micro Commercial Components Corp.** . does not assume any liability arising out of the application or use of any product described herein; neither does it convey any license under its patent rights ,nor the rights of others . The user of products in such applications shall assume all risks of such use and will agree to hold **Micro Commercial Components Corp.** . and all the companies whose products are represented on our website, harmless against all damages. **Micro Commercial Components Corp.** products are sold subject to the general terms and conditions of commercial sale, as published at <https://www.mccsemi.com/Home/TermsAndConditions>.

LIFE SUPPORT

MCC's products are not authorized for use as critical components in life support devices or systems without the express written approval of Micro Commercial Components Corporation.

CUSTOMER AWARENESS

Counterfeiting of semiconductor parts is a growing problem in the industry. Micro Commercial Components (MCC) is taking strong measures to protect ourselves and our customers from the proliferation of counterfeit parts. MCC strongly encourages customers to purchase MCC parts either directly from MCC or from Authorized MCC Distributors who are listed by country on our web page cited below. Products customers buy either from MCC directly or from Authorized MCC Distributors are genuine parts, have full traceability, meet MCC's quality standards for handling and storage. **MCC will not provide any warranty coverage or other assistance for parts bought from Unauthorized Sources.** MCC is committed to combat this global problem and encourage our customers to do their part in stopping this practice by buying direct or from authorized distributors.

Mouser Electronics

Authorized Distributor

Click to View Pricing, Inventory, Delivery & Lifecycle Information:

[Micro Commercial Components \(MCC\):](#)

[KBJ1510GS-BP](#)