

## Features

- AEC-Q101 Qualified
- Low Leakage current
- Ultra Low Clamping Voltage
- Moisture Sensitivity Level 1
- Epoxy Meets UL 94 V-0 Flammability Rating
- Halogen Free. "Green" Device (Note 1)
- Lead Free Finish/RoHS Compliant ("P" Suffix Designates RoHS Compliant. See Ordering Information)

## Maximum Ratings

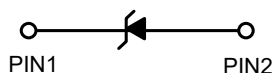
IEC61000-4-2(ESD)	Air	±30KV
	Contact	±30KV
Peak Pulse Power (8/20μs)	P <sub>PK</sub>	300W
Peak Pulse Current (8/20μs)(Note 2)	I <sub>PP</sub>	20A
Operating Junction Temperature Range	T <sub>J</sub>	-55°C to +150°C
Storage Temperature Range	T <sub>STG</sub>	-55°C to +150°C

Note:

1. Halogen free "Green" products are defined as those which contain <900ppm bromine, <900ppm chlorine (<1500ppm total Br + Cl) and <1000ppm antimony compounds.

2. Non-repetitive current pulse 8/20 μs exponential decay waveform according to IEC61000-4-5.

### Internal Structure

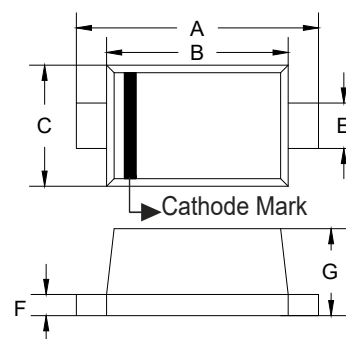


### Marking Code



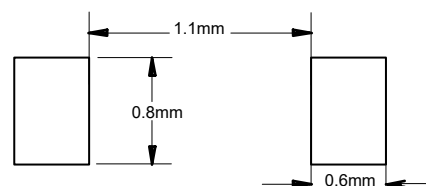
## ESD Protection Device

### SOD-523

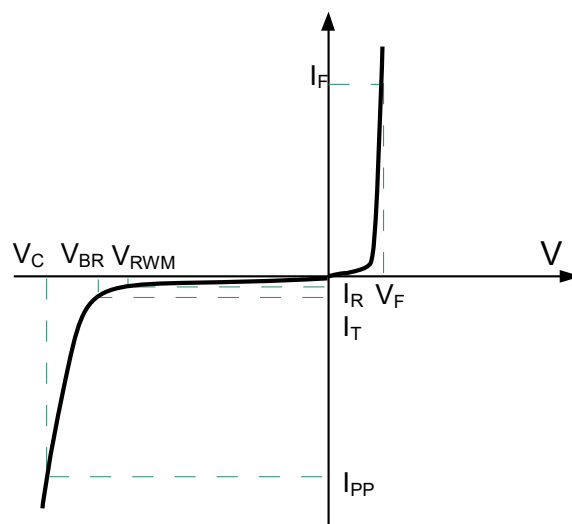


#### DIMENSIONS

DIM	INCHES		MM		NOTE
	MIN	MAX	MIN	MAX	
A	0.059	0.067	1.50	1.70	
B	0.043	0.051	1.10	1.30	
C	0.030	0.033	0.75	0.85	
E	0.010	0.014	0.25	0.35	
F	0.003	0.008	0.08	0.20	
G	0.020	0.026	0.50	0.65	



Symbol	Parameter
VRWM	Peak Reverse Working Voltage
IR	Reverse Leakage Current @ VRWM
VBR	Breakdown Voltage @ IT
IT	Test Current
IPP	Maximum Reverse Peak Pulse Current
VC	Clamping Voltage @ IPP
PPP	Peak Pulse Power
CJ	Junction Capacitance
IF	Forward Current
VF	Forward Voltage @ IF



#### Electrical Characteristics @ 25°C (Unless Otherwise Specified)

Parameter	Symbol	Conditions	Min.	Typ.	Max.	Units
Reverse Working Voltage	$V_{RWM}$				5	V
Reverse Breakdown Voltage	$V_{BR}$	$I_T = 1\text{mA}$	6.2		7.5	V
Reverse Leakage Current	$I_R$	$V_{RWM} = 5\text{V}$			1.0	$\mu\text{A}$
Forward Voltage	$V_F$	$I_F = 10\text{mA}$			1.1	V
Clamping Voltage <sup>Note1</sup>	$V_C$	$I_{PP} = 5\text{A}$ , $t_p = 8/20\mu\text{s}$			9	V
Clamping Voltage <sup>Note1</sup>	$V_C$	$I_{PP} = 15\text{A}$ , $t_p = 8/20\mu\text{s}$			12	V
Clamping Voltage <sup>Note1</sup>	$V_C$	$I_{PP} = 20\text{A}$ , $t_p = 8/20\mu\text{s}$			15	V
Dynamic Resistance <sup>Note2</sup>	$R_{DYN}$	TLP, $t_p = 100\text{ns}$		0.1		$\Omega$
Junction Capacitance	$C_J$	$V_R = 0\text{V}$ , $f = 1\text{MHz}$		140	160	pF

Note:

1. Non-repetitive current pulse, according to IEC61000-4-5.

2. TLP parameter:  $Z_0 = 50\Omega$ ,  $t_p = 100\text{ns}$ ,  $t_r = 2\text{ns}$ , averaging window from 60ns to 80ns.  $R_{DYN}$  is calculated from 4A to 16A.

## Curve Characteristics

Fig. 1 - 8 X 20 $\mu$ s Pulse Waveform

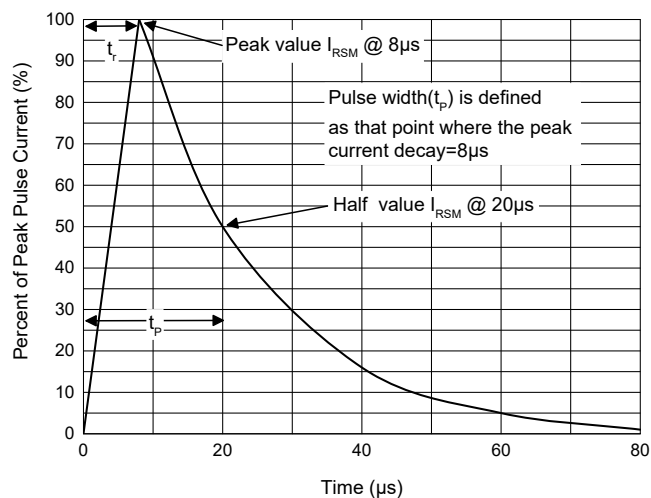


Fig. 2 - Non-Repetitive Peak Pulse Power

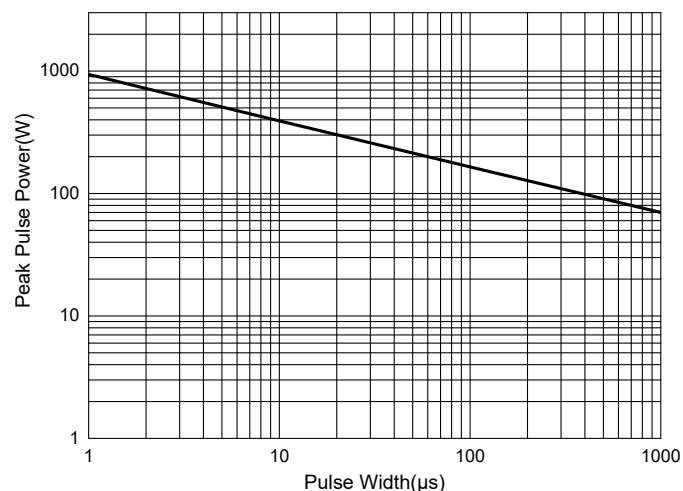


Fig. 3 - Capacitance Characteristics

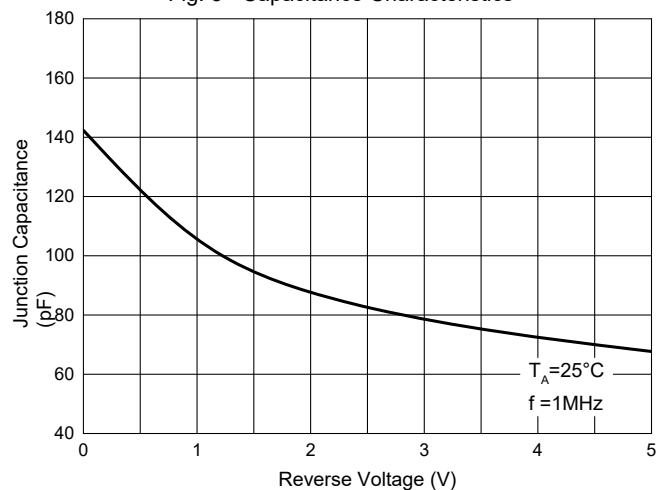


Fig. 4 - Clamping Voltage Characteristics

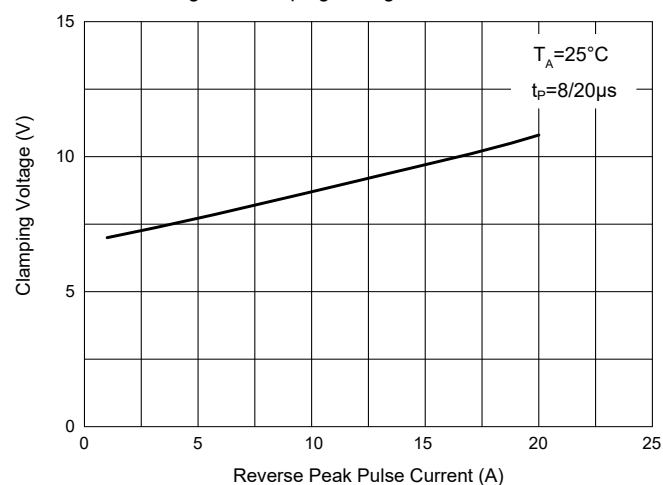


Fig. 5 - TLP Measurement

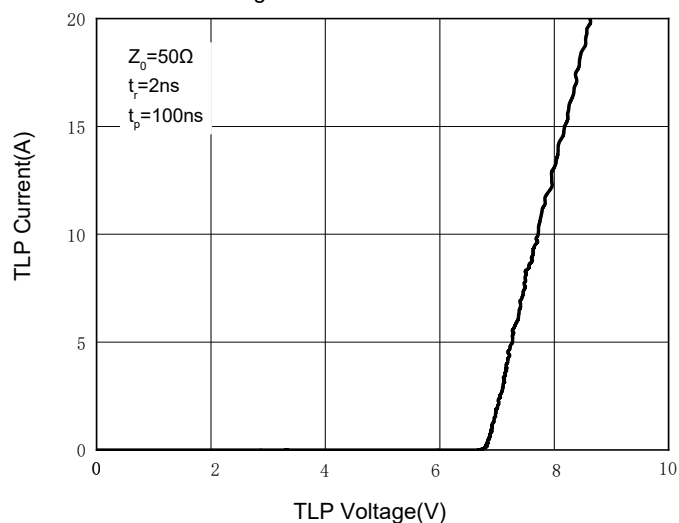
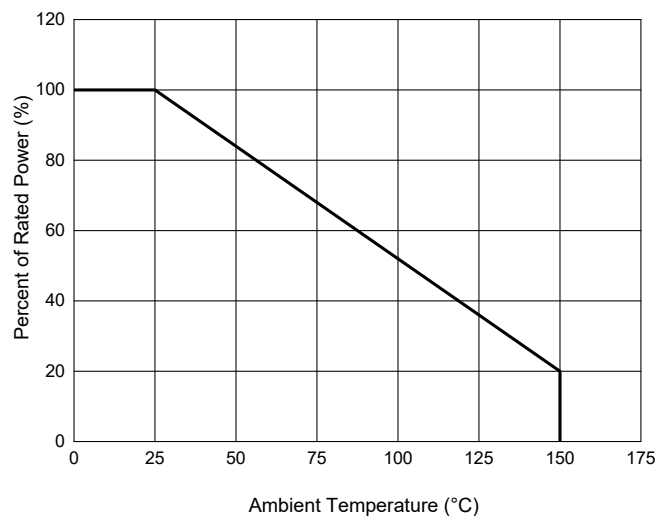


Fig. 6 - Pulse Derating Curve



## Ordering Information

Device	Packing
Part Number-TP	Tape&Reel: 8Kpcs/Reel

### \*\*\*IMPORTANT NOTICE\*\*\*

**Micro Commercial Components Corp.** reserves the right to make changes without further notice to any product herein to make corrections, modifications , enhancements , improvements , or other changes . **Micro Commercial Components Corp** . does not assume any liability arising out of the application or use of any product described herein; neither does it convey any license under its patent rights ,nor the rights of others . The user of products in such applications shall assume all risks of such use and will agree to hold **Micro Commercial Components Corp** . and all the companies whose products are represented on our website, harmless against all damages. **Micro Commercial Components Corp.** products are sold subject to the general terms and conditions of commercial sale, as published at <https://www.mccsemi.com/Home/TermsAndConditions>.

### \*\*\*LIFE SUPPORT\*\*\*

MCC's products are not authorized for use as critical components in life support devices or systems without the express written approval of Micro Commercial Components Corporation.

### \*\*\*CUSTOMER AWARENESS\*\*\*

Counterfeiting of semiconductor parts is a growing problem in the industry. Micro Commercial Components (MCC) is taking strong measures to protect ourselves and our customers from the proliferation of counterfeit parts. MCC strongly encourages customers to purchase MCC parts either directly from MCC or from Authorized MCC Distributors who are listed by country on our web page cited below. Products customers buy either from MCC directly or from Authorized MCC Distributors are genuine parts, have full traceability, meet MCC's quality standards for handling and storage. **MCC will not provide any warranty coverage or other assistance for parts bought from Unauthorized Sources.** MCC is committed to combat this global problem and encourage our customers to do their part in stopping this practice by buying direct or from authorized distributors.

# Mouser Electronics

Authorized Distributor

Click to View Pricing, Inventory, Delivery & Lifecycle Information:

[Micro Commercial Components \(MCC\):](#)

[ESD5V0D5HE3-TP](#)