

## Features

- Protects From Line to  $V_{CC}$  and Line to Ground
- Epoxy Meets UL 94 V-0 Flammability Rating
- Moisture Sensitivity Level 1
- Lead Free Finish/RoHS Compliant ("P" Suffix Designates RoHS Compliant. See Ordering Information)
- Low Forward Voltage and Reverse Recovery Characteristics
- Halogen Free. "Green" Device (Note 1)

## Maximum Ratings

- Operating Junction Temperature Range:  $-55^{\circ}\text{C}$  to  $+125^{\circ}\text{C}$
- Storage Temperature Range:  $-55^{\circ}\text{C}$  to  $+150^{\circ}\text{C}$
- Thermal Resistance:  $430^{\circ}\text{C/W}$  Junction to Ambient

MCC Part Number	Device Marking	Maximum Recurrent Peak Reverse Voltage	Maximum DC Blocking Voltage
BAS40L2	43	40V	40V

## Electrical Characteristics @ $25^{\circ}\text{C}$ Unless Otherwise Specified

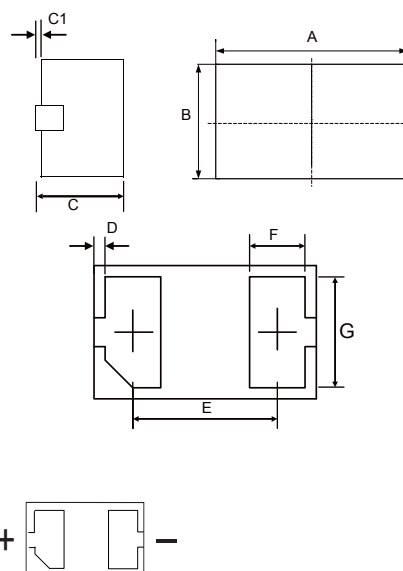
Forward Continuous Current	$I_F$	200mA	
Peak Forward Surge Current	$I_{FSM}$	600mA	( $t < 1\text{s}$ )
Power Dissipation	$P_D$	200mW	
Reverse Breakdown Voltage	$V_{(BR)}$	40V	$I_R = 10\mu\text{A}$
Maximum Instantaneous Forward Voltage	$V_F$	0.38V 1.0V	$I_F = 1\text{mA}^*$ $I_F = 40\text{mA}^*$
Leakage Current	$I_R$	10nA(Typ) 0.2 $\mu\text{A}$ (Max)	$V_R = 30\text{V}^*$
Typical Junction Capacitance	$C_J$	5pF	$V_R = 0\text{V}$ , $f = 1\text{MHz}$
Maximum Reverse Recovery Time	$t_{rr}$	5ns	$I_R = I_F = 10\text{mA}$ $I_{RR} = 0.1 \times I_R$ $R_L = 100\Omega$

\*Pulse Test  $t_p < 300\mu\text{s}$

Note: 1. Halogen free "Green" products are defined as those which contain  $<900\text{ppm}$  bromine,  $<900\text{ppm}$  chlorine ( $<1500\text{ppm}$  total Br + Cl) and  $<1000\text{ppm}$  antimony compounds.

# Surface Mount Schottky Barrier Diode 200 mWatt

## DFN1006-2L



DIMENSIONS					
DIM	INCHES		MM		NOTE
	MIN	MAX	MIN	MAX	
A	0.037	0.041	0.95	1.05	
B	0.022	0.026	0.55	0.65	
C	0.016	0.020	0.40	0.50	
C1	-----	0.002	-----	0.05	
D	0.001	0.003	0.02	0.08	
E	0.026BSC		0.65BSC		
F	0.008	0.012	0.20	0.30	
G	0.018	0.022	0.45	0.55	

## Curve Characteristics

Fig. 1 - Typical Instantaneous Forward Characteristics

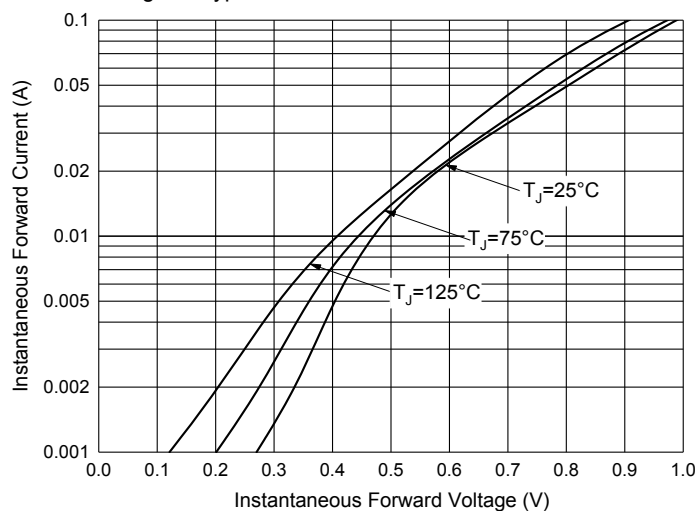


Fig. 2 - Typical Reverse Leakage Characteristics

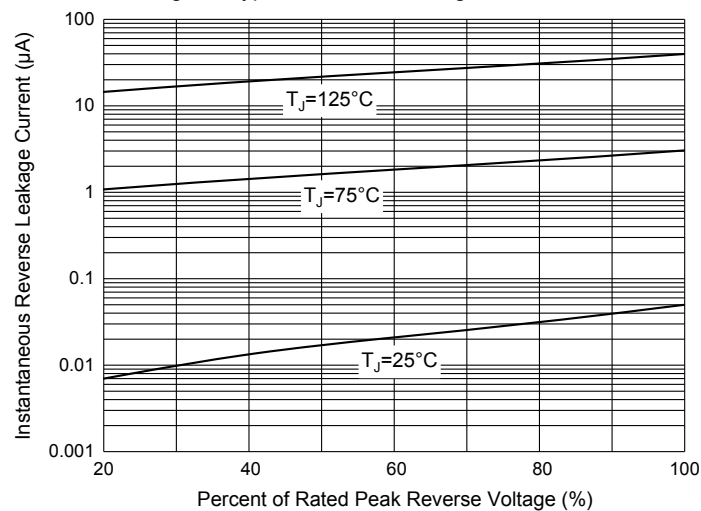


Fig. 3 - Capacitance Characteristics

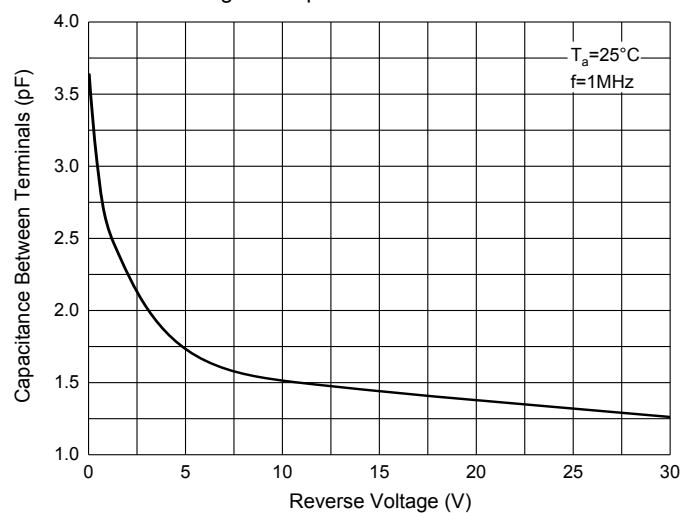
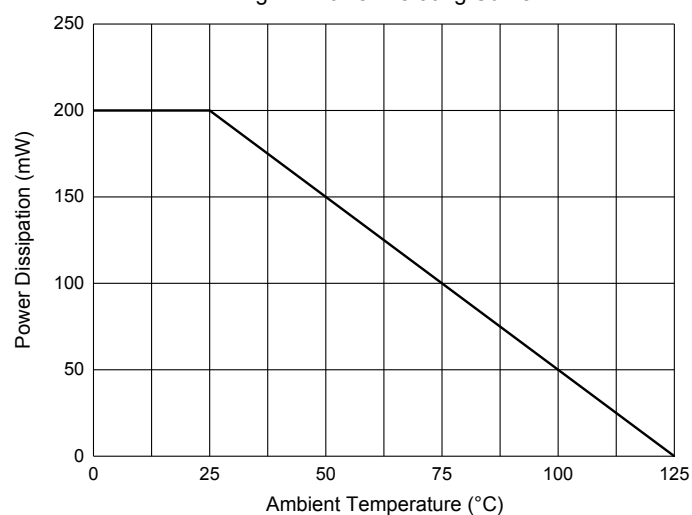


Fig. 4 - Power Derating Curve



## Ordering Information

Device	Packing
Part Number-TP	Tape&Reel;10Kpcs/Reel

### \*\*\*IMPORTANT NOTICE\*\*\*

**Micro Commercial Components Corp.** reserves the right to make changes without further notice to any product herein to make corrections, modifications , enhancements , improvements , or other changes . **Micro Commercial Components Corp** . does not assume any liability arising out of the application or use of any product described herein; neither does it convey any license under its patent rights ,nor the rights of others . The user of products in such applications shall assume all risks of such use and will agree to hold **Micro Commercial Components Corp** . and all the companies whose products are represented on our website, harmless against all damages. **Micro Commercial Components Corp.** products are sold subject to the general terms and conditions of commercial sale, as published at <https://www.mccsemi.com/Home/TermsAndConditions>.

### \*\*\*LIFE SUPPORT\*\*\*

MCC's products are not authorized for use as critical components in life support devices or systems without the express written approval of Micro Commercial Components Corporation.

### \*\*\*CUSTOMER AWARENESS\*\*\*

Counterfeiting of semiconductor parts is a growing problem in the industry. Micro Commercial Components (MCC) is taking strong measures to protect ourselves and our customers from the proliferation of counterfeit parts. MCC strongly encourages customers to purchase MCC parts either directly from MCC or from Authorized MCC Distributors who are listed by country on our web page cited below. Products customers buy either from MCC directly or from Authorized MCC Distributors are genuine parts, have full traceability, meet MCC's quality standards for handling and storage. **MCC will not provide any warranty coverage or other assistance for parts bought from Unauthorized Sources.** MCC is committed to combat this global problem and encourage our customers to do their part in stopping this practice by buying direct or from authorized distributors.

# Mouser Electronics

Authorized Distributor

Click to View Pricing, Inventory, Delivery & Lifecycle Information:

[Micro Commercial Components \(MCC\):](#)

[BAS40L2-TP](#)