

Broadband CATV, 18 dB Coupler 5 - 1200 MHz

Rev. V3

Features

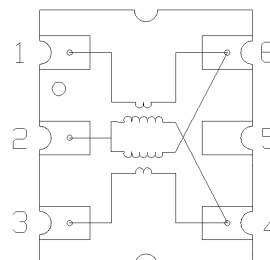
- Surface Mount Package
- Typical Coupling +18 dB
- 260°C Reflow Compatible
- Available on Tape and Reel,
- RoHS Compliant and Pb Free

Description

The MACP-007727-CI07B0 is an 18 dB broadband coupler, surface mount package. It offers low loss, good isolation, good input/output matching and exceptional matching in return loss.

Ideally suited for high volume CATV/Broadband applications.

Functional Schematic



Pin Configuration³

Pin #	Function	Pin #	Function
1	Input	4	External 75 Ω
2	Ground	5	No Connection
3	Coupled	6	Output

3. MACOM recommends connecting unused package pins to ground.

Electrical Specifications: Freq. = 5 - 1250 MHz, $T_A = 25^\circ\text{C}$, $Z_0 = 75 \Omega$, $P_{IN} = 0 \text{ dBm}$

Parameter	Test Conditions Frequency (MHz)	Units	Min.	Typ.	Max.
Coupling	5 - 40	dB	—	18.2	18.3
	40 - 1000			18.2	20.0
	1000 - 1200			18.7	22.0
Main Line Loss	5 - 1000	dB	—	1.00	1.25
	1000 - 1200			1.40	1.80
Isolation	5 - 1000	dB	23.0	28.90	—
	1000 - 1200		20.0	26.25	
Input Return Loss	5 - 40	dB	25.0	27.3	—
	40 - 1000		23.0	31.9	
	1000 - 1200		19.0	23.4	
Output Return Loss	5 - 40	dB	25.0	29.20	—
	40 - 1000		23.0	27.10	
	1000 - 1200		19.0	21.24	
Coupling Return Loss	5 - 1000	dB	15.0	21.15	—
	1000 - 1200		10.0	16.70	

Ordering Information^{1,2}

Part Number	Package
MACP-007727-CI07B0	1000 piece reel
MACP-007727-CT30TB	Test Board

1. Reference Application Note M513 for reel size information.

2. All sample boards include 5 loose parts.

Absolute Maximum Ratings^{4,5}

Parameter	Absolute Maximum
Input Power	250 mW
DC Current	30 mA
Operating Temperature	-40°C to +85°C
Storage Temperature	-55°C to +100°C

4. Exceeding any one or combination of these limits may cause permanent damage to this device.

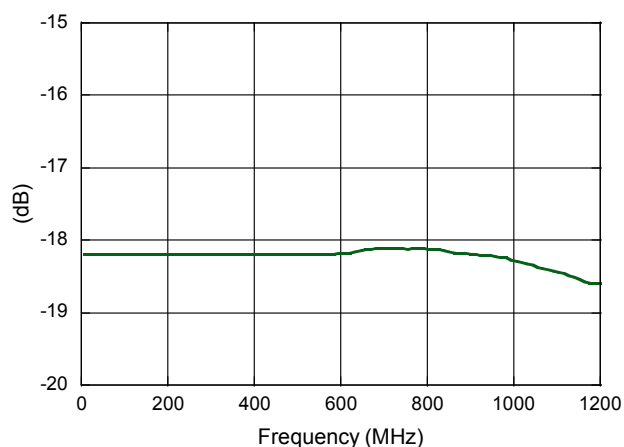
5. MACOM does not recommend sustained operation near these survivability limits.

Broadband CATV, 18 dB Coupler 5 - 1200 MHz

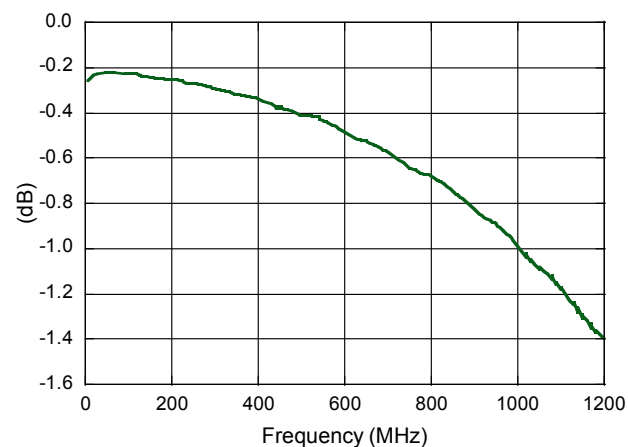
Rev. V3

Typical Performance Curves⁶

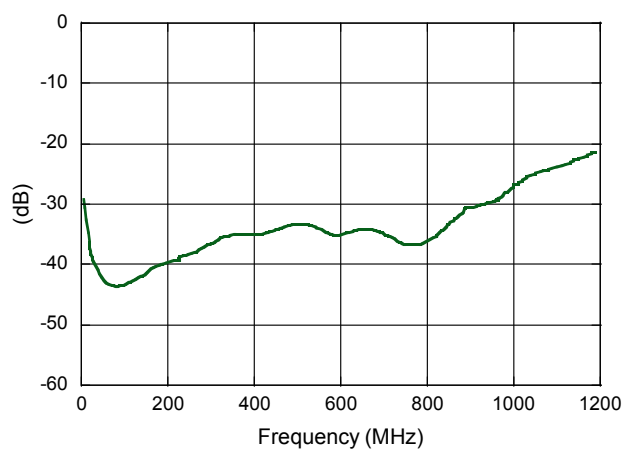
Coupling



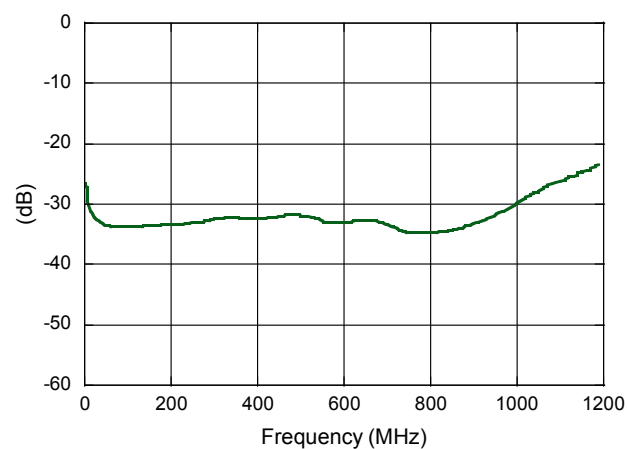
Main Line Loss



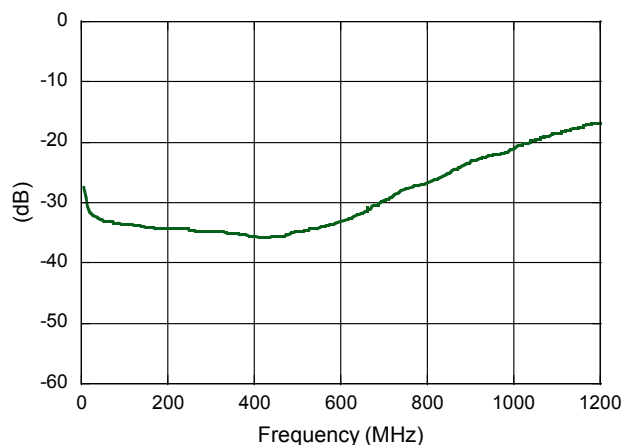
Output Return Loss



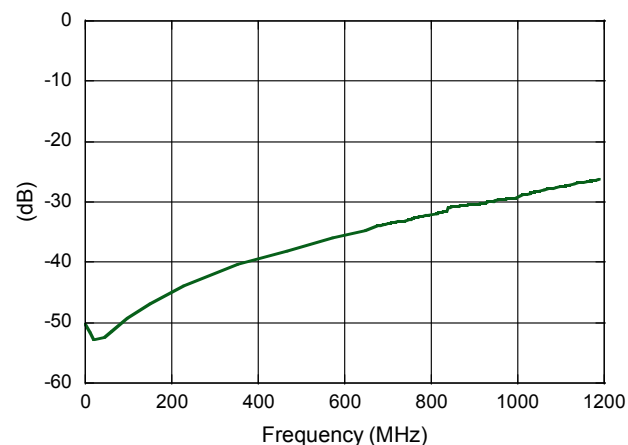
Input Return Loss



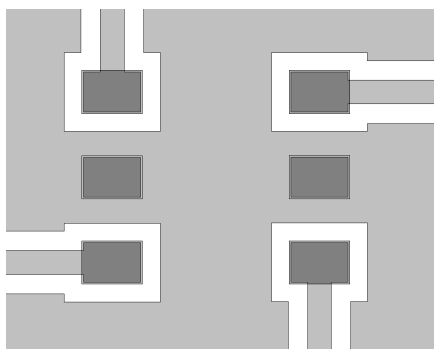
Coupling Return Loss



Isolation

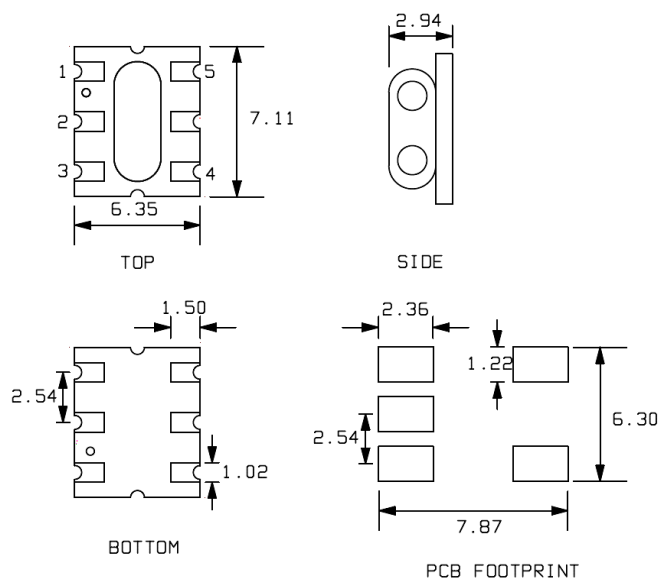


Recommended Board Layout⁷



7. Recommended PCB layout shown above uses 1.6 mm FR4, rounded coplanar wave guide, transmission line width 0.70 mm and gap 0.57 mm.

Outline Drawing^{8,9,10,11}



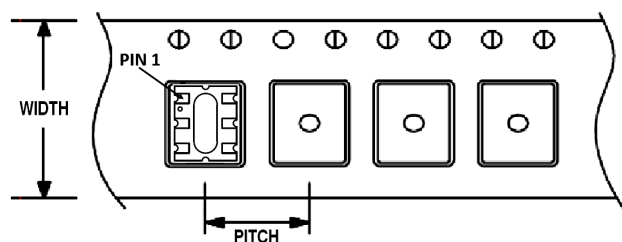
8. Dimensions in mm.

9. Tolerance: ± 0.2 mm unless otherwise noted.

10. Model number and lot code printed on reel.

11. Finish: Electroless Nickel Immersion Gold.

Carrier Tape Orientation



Tape & Reel Information

Parameter	Units	Value
Qty per reel	-	1000
Reel Size	mm	330
Tape Width	mm	16.0
Pitch	mm	12.0
Orientation	-	F15
Reference Application Note ANI-019 for orientation		

MACOM Technology Solutions Inc. All rights reserved.

Information in this document is provided in connection with MACOM Technology Solutions Inc ("MACOM") products. These materials are provided by MACOM as a service to its customers and may be used for informational purposes only. Except as provided in MACOM's Terms and Conditions of Sale for such products or in any separate agreement related to this document, MACOM assumes no liability whatsoever. MACOM assumes no responsibility for errors or omissions in these materials. MACOM may make changes to specifications and product descriptions at any time, without notice. MACOM makes no commitment to update the information and shall have no responsibility whatsoever for conflicts or incompatibilities arising from future changes to its specifications and product descriptions. No license, express or implied, by estoppel or otherwise, to any intellectual property rights is granted by this document.

THESE MATERIALS ARE PROVIDED "AS IS" WITHOUT WARRANTY OF ANY KIND, EITHER EXPRESS OR IMPLIED, RELATING TO SALE AND/OR USE OF MACOM PRODUCTS INCLUDING LIABILITY OR WARRANTIES RELATING TO FITNESS FOR A PARTICULAR PURPOSE, CONSEQUENTIAL OR INCIDENTAL DAMAGES, MERCHANTABILITY, OR INFRINGEMENT OF ANY PATENT, COPYRIGHT OR OTHER INTELLECTUAL PROPERTY RIGHT. MACOM FURTHER DOES NOT WARRANT THE ACCURACY OR COMPLETENESS OF THE INFORMATION, TEXT, GRAPHICS OR OTHER ITEMS CONTAINED WITHIN THESE MATERIALS. MACOM SHALL NOT BE LIABLE FOR ANY SPECIAL, INDIRECT, INCIDENTAL, OR CONSEQUENTIAL DAMAGES, INCLUDING WITHOUT LIMITATION, LOST REVENUES OR LOST PROFITS, WHICH MAY RESULT FROM THE USE OF THESE MATERIALS.

MACOM products are not intended for use in medical, lifesaving or life sustaining applications. MACOM customers using or selling MACOM products for use in such applications do so at their own risk and agree to fully indemnify MACOM for any damages resulting from such improper use or sale.

Mouser Electronics

Authorized Distributor

Click to View Pricing, Inventory, Delivery & Lifecycle Information:

MACOM:

[MACP-007727-CI07B0](#)