

## Termination-Insensitive Mixer, 1 - 7 GHz

Rev. V3

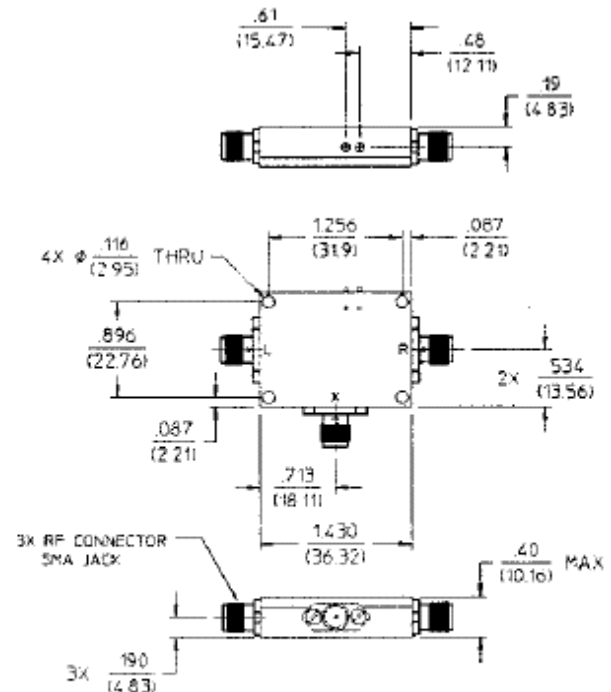
### Features

- Intermodulation Ratio Insensitive to IF Ports Mismatches
- Conversion Loss: 6 dB Typical Midband
- Impedance: 50 Ohms Nominal
- Maximum Input Power: 350 mW max. @ 25°C, Derated 3.5 mW/°C
- Low Power: +24 dBm Max.
- MIL-STD-883 Screening Available

### Description

The unique design of the termination insensitive mixer (TIM) enables it to apply high reverse voltage to diodes during their "off" phase, in the LO cycle. This allows for higher power level performance with minimum distortion. In addition the TIM has internal loads that provide a good match and also absorb mixer generated LO frequency terms. Combined, these features give the mixer its insensitivity to external mismatches, plus superior VSWR.

### C-2



Dimensions in inches in mm  
 Unless Otherwise Noted: .XXX =  $\pm 0.010$  (.XX =  $\pm 0.25$ )  
 .XX =  $\pm 0.02$  (.X =  $\pm 0.5$ )  
 WEIGHT APPROX. 12 OUNCES 34 GRAMS

Termination-Insensitive Mixer,  
1 - 7 GHz

Rev. V3

Electrical Specifications<sup>1</sup>:  $T_A = -55^{\circ}\text{C}$  to  $+85^{\circ}\text{C}$ 

Parameter	Test Conditions	Frequency	Units	Min	Typ	Max
Frequency Range	RF, LO Ports IF Port	1 - 7 10 - 2000	GHz MHz	— —	— —	— —
Conversion Loss <sup>2</sup>		1.5 - 5.5 GHz 1 - 7 GHz	dB dB	— —	— —	7.5 8.5
Isolation	LO to RF	1 - 3 GHz 3 - 7 GHz	dB dB	15 17	— —	— —
	LO to IF	1 - 3 GHz 3 - 7 GHz	dB dB	20 13	— —	— —
	RF to IF	1 - 3 GHz 3 - 7 GHz	dB dB	17 12	— —	— —
RF Input	1 dB Compression 1 dB Desensitization	— —	dBm dBm	— —	+8 +6	— —
SSB Noise Figure	Within 1 dB of Conversion Loss Max.	—	—	—	—	—
3rd Order Input Intercept		2.0 GHz 7.0 GHz	dBm dBm	— —	16.5 18.0	— —
3rd Order Intercept Degradation	@ IF Termination VSWR 3:1	—	dB	—	1.5	—

1. All specifications apply when operated at +13 dBm available LO power with 50 ohm source and load impedance.

2. For IF frequencies of 10 - 500 MHz and an RF of -10 dBm or lower.

3. Independent of sum frequency match.

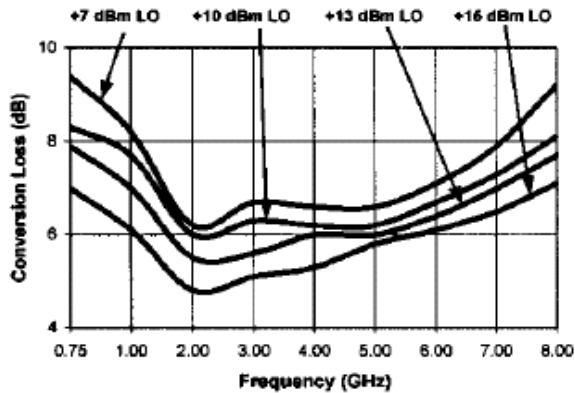
This product contains elements protected by United States Patent Number 4,224,572

## Termination-Insensitive Mixer, 1 - 7 GHz

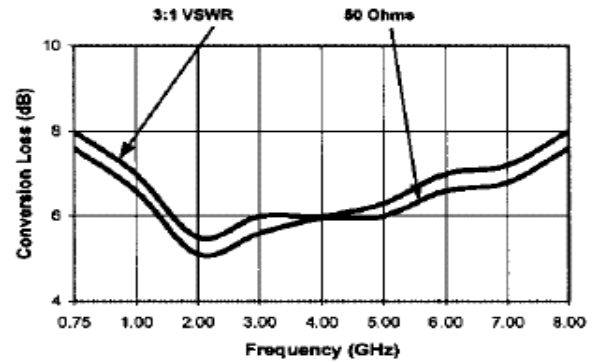
Rev. V3

### Typical Performance Curves

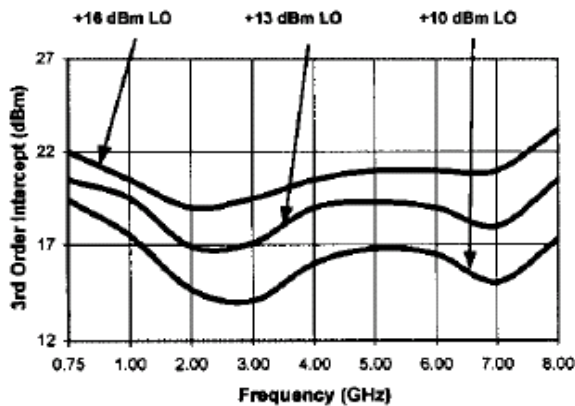
**Conversion Loss**



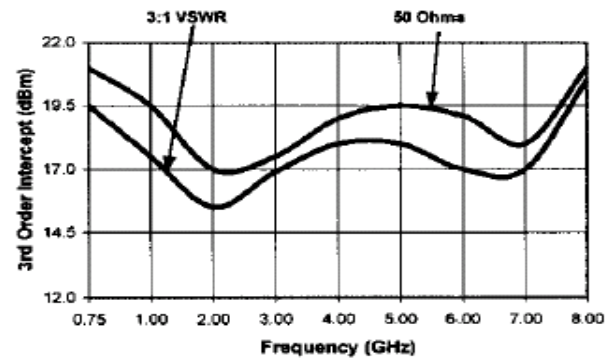
**Conversion Loss vs. IF Port Termination<sup>3</sup>**



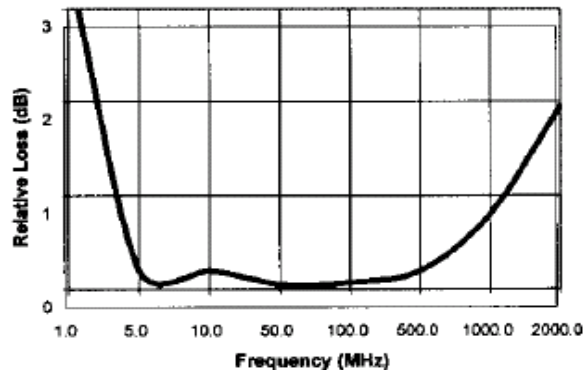
**3rd Order Intercept**



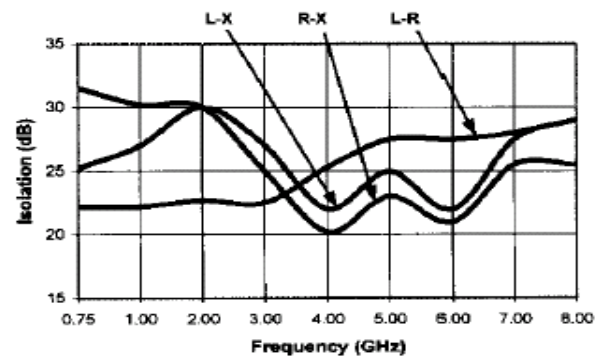
**3rd Order Intercept vs. IF Port Termination<sup>3</sup>**



**IF Port Response**



**Isolation**



### Ordering Information

Part Number	Package
MDC-162 SMA	C-2

M/A-COM Technology Solutions Inc. All rights reserved.

Information in this document is provided in connection with M/A-COM Technology Solutions Inc ("MACOM") products. These materials are provided by MACOM as a service to its customers and may be used for informational purposes only. Except as provided in MACOM's Terms and Conditions of Sale for such products or in any separate agreement related to this document, MACOM assumes no liability whatsoever. MACOM assumes no responsibility for errors or omissions in these materials. MACOM may make changes to specifications and product descriptions at any time, without notice. MACOM makes no commitment to update the information and shall have no responsibility whatsoever for conflicts or incompatibilities arising from future changes to its specifications and product descriptions. No license, express or implied, by estoppel or otherwise, to any intellectual property rights is granted by this document.

THESE MATERIALS ARE PROVIDED "AS IS" WITHOUT WARRANTY OF ANY KIND, EITHER EXPRESS OR IMPLIED, RELATING TO SALE AND/OR USE OF MACOM PRODUCTS INCLUDING LIABILITY OR WARRANTIES RELATING TO FITNESS FOR A PARTICULAR PURPOSE, CONSEQUENTIAL OR INCIDENTAL DAMAGES, MERCHANTABILITY, OR INFRINGEMENT OF ANY PATENT, COPYRIGHT OR OTHER INTELLECTUAL PROPERTY RIGHT. MACOM FURTHER DOES NOT WARRANT THE ACCURACY OR COMPLETENESS OF THE INFORMATION, TEXT, GRAPHICS OR OTHER ITEMS CONTAINED WITHIN THESE MATERIALS. MACOM SHALL NOT BE LIABLE FOR ANY SPECIAL, INDIRECT, INCIDENTAL, OR CONSEQUENTIAL DAMAGES, INCLUDING WITHOUT LIMITATION, LOST REVENUES OR LOST PROFITS, WHICH MAY RESULT FROM THE USE OF THESE MATERIALS.

MACOM products are not intended for use in medical, lifesaving or life sustaining applications. MACOM customers using or selling MACOM products for use in such applications do so at their own risk and agree to fully indemnify MACOM for any damages resulting from such improper use or sale.

# Mouser Electronics

Authorized Distributor

Click to View Pricing, Inventory, Delivery & Lifecycle Information:

MACOM:

MDC-162-SMA