

2-Way 0° Power Divider 5 - 1000 MHz

Rev. V4

Features

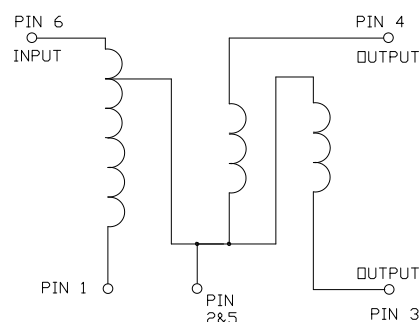
- Surface Mount
- 2-Way 0°
- RoHS Compliant and 260° Reflow Compatible
- Available on tape and reel
- Pb Free

Description

The MAPD-009918-C209C0 is a 2-way 0 degree RF power divider in a low cost surface mount package. Ideally suited for CATV/VSAT applications.



Functional Schematic



Ordering Information

Part Number	Package
MAPD-009918-C209C0	2000 piece reel
MAPD-009918-C209TB	customer test board

Pin Configuration

Pin No.	Function
1	Ground
2, 5	External 0.5 pF Capacitor
3	Output Port 2
4	Output Port 1
6	Input

Electrical Specifications: $T_A = 25^\circ\text{C}$, $Z_0 = 75\ \Omega$, $P_{in} = 0\ \text{dBm}$

Parameter	Test Conditions	Units	Min.	Typ.	Max.
Insertion Loss (Above 3 dB)	5 - 50 MHz	dB	—	0.53	0.7
	50 - 500 MHz			0.57	0.8
	500 - 1000 MHz			0.72	1.0
Amplitude Balance	5 - 1000 MHz	dB	—	0.3	0.6
Phase Balance	5 - 1000 MHz	deg.	—	0.9	4.0
Input Return Loss	5 - 1000 MHz	dB	20	29	—
Output Return Loss	5 - 50 MHz	dB	18	23	—
	50 - 1000 MHz		20	29	
Isolation (between outputs)	5 - 50 MHz	dB	26	40	—
	50 - 1000 MHz		30	38	

MACOM Technology Solutions Inc. (MACOM) and its affiliates reserve the right to make changes to the product(s) or information contained herein without notice. Visit www.macom.com for additional data sheets and product information.

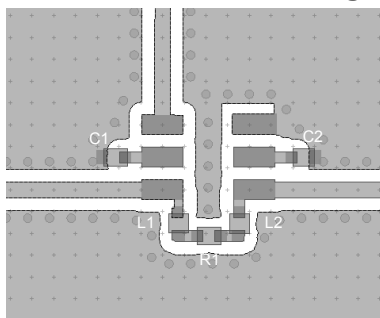
2-Way 0° Power Divider 5 - 1000 MHz

Rev. V4

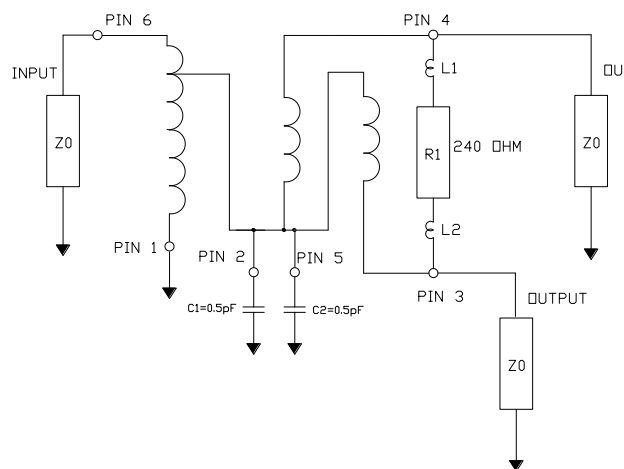
Recommended Maximum Ratings

Parameter	Absolute Maximum
Input Power	1 W
Internal Load Dissipation	125 mW
Operating Temperature	-40°C to +85°C

Recommended PCB Configuration



Application Circuit



Parts List

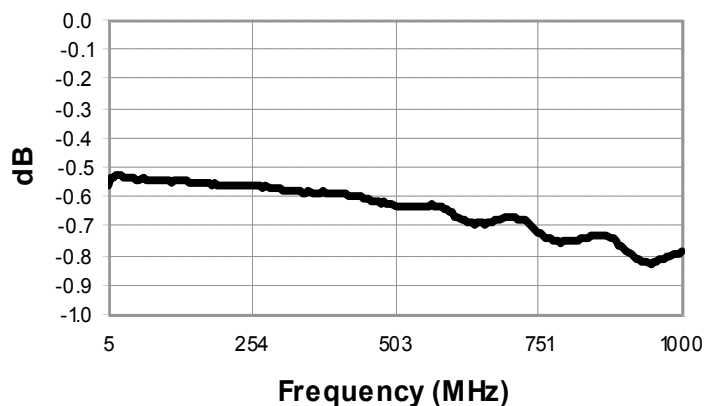
Part	Value	Case Style	Vendor
R1	240 Ω	0402	ROHM
L1, L2	8.2 nH	0402	COILCRAFT
C1, C2	0.5 pF	0402	MURATA

2-Way 0° Power Divider 5 - 1000 MHz

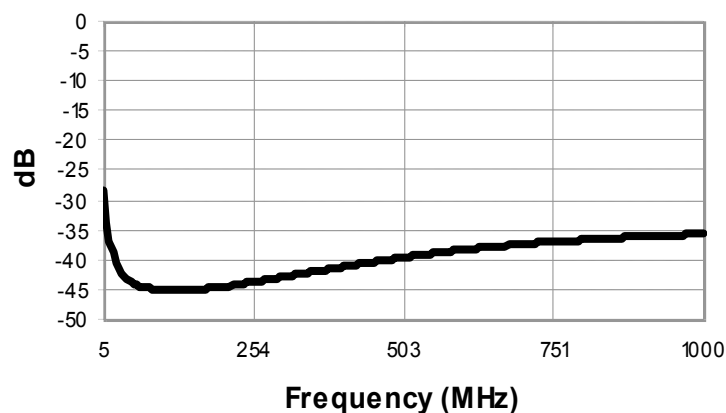
Rev. V4

Typical Performance Curves

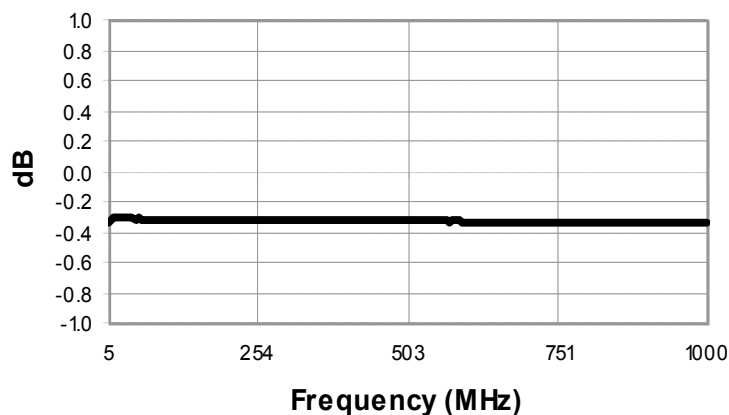
Insertion Loss:



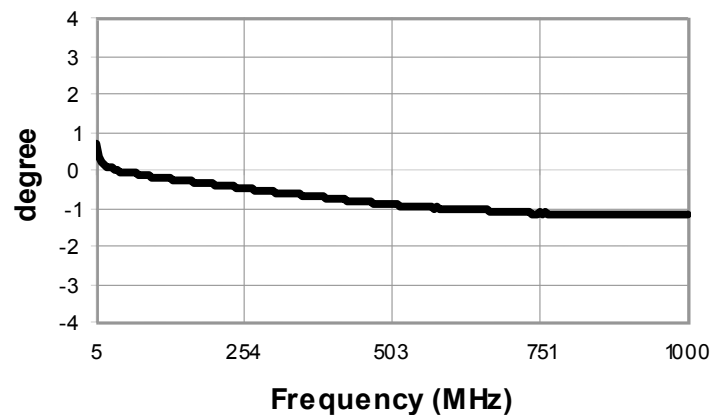
Isolation:



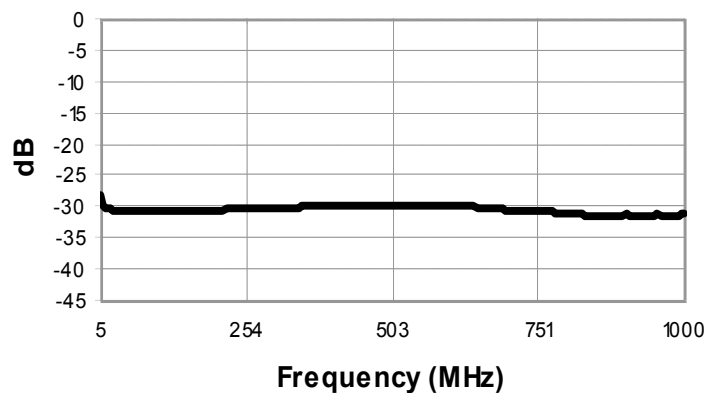
Amplitude Balance:



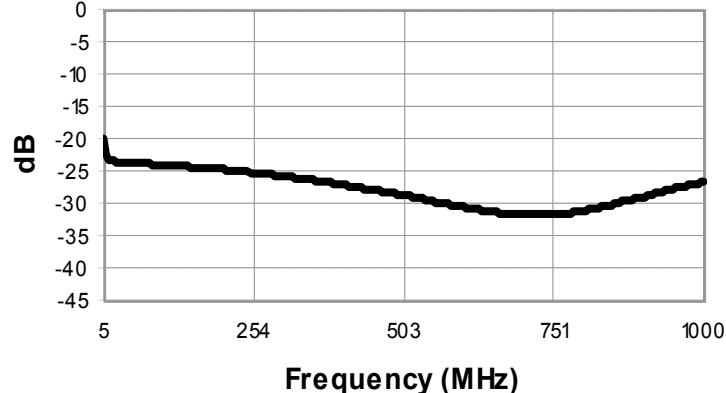
Phase Balance:



Return Loss: Input



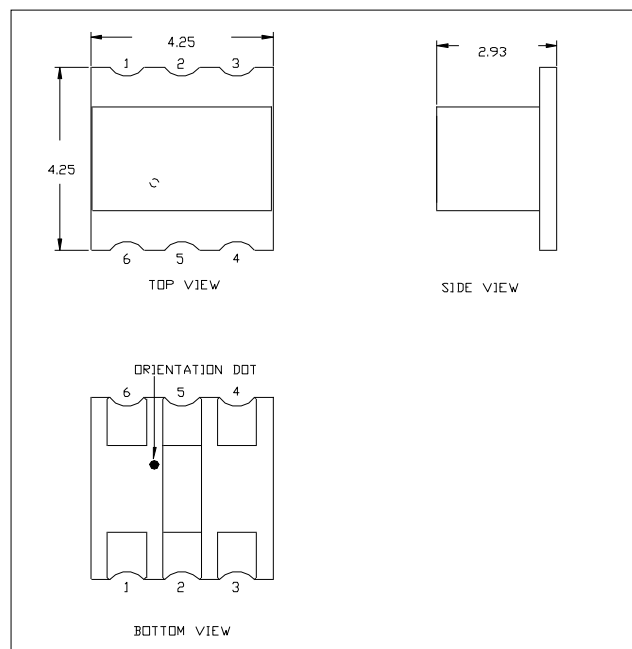
Return Loss: Output



2-Way 0° Power Divider 5 - 1000 MHz

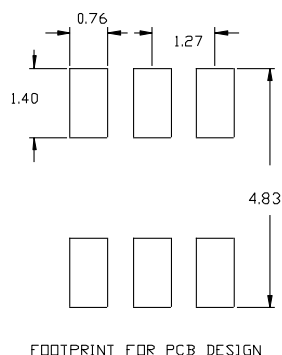
Rev. V4

Outline Drawing^{1,2,3,4}



1. Dimensions in mm.
2. Tolerance: ± 0.2 mm unless otherwise noted.
3. Model number and lot code are printed on the reel.
4. Lead plating: ENIG.

PCB Layout



Tape & Reel Information

Parameter	Units	Value
Qty per reel	-	2000
Reel Size	mm	330
Tape Width	mm	12.00
Pitch	mm	8.00
Ao	mm	4.55
Bo	mm	4.75
Ko	mm	3.10
Orientation	-	F31
Reference Application Note ANI-019 for orientation		

MACOM Technology Solutions Inc. All rights reserved.

Information in this document is provided in connection with MACOM Technology Solutions Inc ("MACOM") products. These materials are provided by MACOM as a service to its customers and may be used for informational purposes only. Except as provided in MACOM's Terms and Conditions of Sale for such products or in any separate agreement related to this document, MACOM assumes no liability whatsoever. MACOM assumes no responsibility for errors or omissions in these materials. MACOM may make changes to specifications and product descriptions at any time, without notice. MACOM makes no commitment to update the information and shall have no responsibility whatsoever for conflicts or incompatibilities arising from future changes to its specifications and product descriptions. No license, express or implied, by estoppel or otherwise, to any intellectual property rights is granted by this document.

THESE MATERIALS ARE PROVIDED "AS IS" WITHOUT WARRANTY OF ANY KIND, EITHER EXPRESS OR IMPLIED, RELATING TO SALE AND/OR USE OF MACOM PRODUCTS INCLUDING LIABILITY OR WARRANTIES RELATING TO FITNESS FOR A PARTICULAR PURPOSE, CONSEQUENTIAL OR INCIDENTAL DAMAGES, MERCHANTABILITY, OR INFRINGEMENT OF ANY PATENT, COPYRIGHT OR OTHER INTELLECTUAL PROPERTY RIGHT. MACOM FURTHER DOES NOT WARRANT THE ACCURACY OR COMPLETENESS OF THE INFORMATION, TEXT, GRAPHICS OR OTHER ITEMS CONTAINED WITHIN THESE MATERIALS. MACOM SHALL NOT BE LIABLE FOR ANY SPECIAL, INDIRECT, INCIDENTAL, OR CONSEQUENTIAL DAMAGES, INCLUDING WITHOUT LIMITATION, LOST REVENUES OR LOST PROFITS, WHICH MAY RESULT FROM THE USE OF THESE MATERIALS.

MACOM products are not intended for use in medical, lifesaving or life sustaining applications. MACOM customers using or selling MACOM products for use in such applications do so at their own risk and agree to fully indemnify MACOM for any damages resulting from such improper use or sale.

Mouser Electronics

Authorized Distributor

Click to View Pricing, Inventory, Delivery & Lifecycle Information:

MACOM:

[MAPD-009918-C209C0](#)