

Features

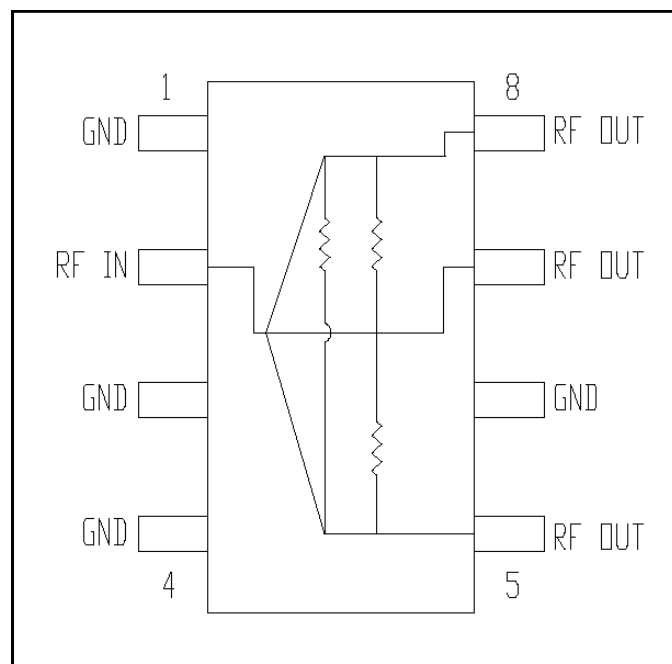
- Small Size and Low Profile
- Excellent Insertion Loss 0.6 dB Typical
- Superior Repeatability
- Low Cost
- CSM, AMPS, CDPD, ARDIS, RAM Frequency Coverage
- Lead-Free SOIC-8 Package
- 100% Matte Tin Plating over Copper
- Halogen-Free “Green” Mold Compound
- 260°C Reflow Compatible
- RoHS* Compliant Version of DS53-0001

Description

M/A-COM's MAPDCC0005 is an IC-based monolithic power divider in a low cost SOIC-8 plastic package. This 3-way power divider is ideally suited for applications where small size, low profile, and low cost without sacrificing Performance, are required. Typical applications include Base Stations, portables and PCMCIA cards for cellular applications. Available in Tape and Reel.

The MAPDCC0005 is fabricated using a passive-integrated circuit process. The process features full-chip passivation for increased performance and reliability.

Functional Block Diagram¹



1. All unused pins must be RF and DC grounded.

Ordering Information

Part Number	Package
MAPDCC0005	Bulk Packaging
MAPDCC0005TR	1000 piece reel
MAPDCC0005-TB	Sample Test Board

Note: Reference Application Note M513 for reel size information.

Pin Configuration

Pin No.	Function	Pin No.	Function
1	GND	5	RF OUT
2	RF IN	6	GND
3	GND	7	RF OUT
4	GND	8	RF OUT

Low Cost Three Way Power Splitter/Combiner 824 – 960 MHz

Rev. V3

Electrical Specifications: $T_A = 25^\circ\text{C}$, $Z_0 = 50\Omega$

Parameter	Units	Min	Typ	Max
Insertion Loss above 4.78 dB	dB	—	0.6	0.7
Isolation	dB	15	18	—
VSWR	—	—	1.4:1	1.6:1
Amplitude Balance	dB	—	0.6	0.8
Phase Balance	Deg	—	2	4

Absolute Maximum Ratings^{2,3}

Parameter	Absolute Maximum
Input Power ⁴	1W CW
Operating Temperature	-40°C to +85°C
Storage Temperature	-65°C to +150°C

- Exceeding any one or combination of these limits may cause permanent damage to this device.
- M/A-COM does not recommend sustained operation near these survivability limits.
- With internal load dissipation of 0.125 W Maximum.

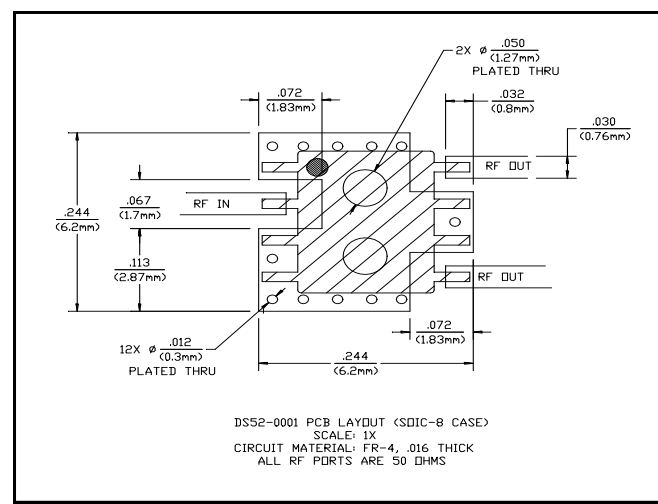
Handling Procedures

Please observe the following precautions to avoid damage:

Static Sensitivity

GMIC Circuits are sensitive to electrostatic discharge (ESD) and can be damaged by static electricity. Proper ESD control techniques should be used when handling these devices.

Recommended PCB Configuration

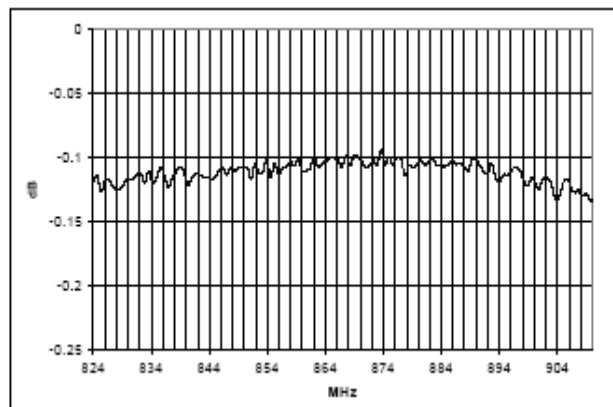


Low Cost Three Way Power Splitter/Combiner 824 – 960 MHz

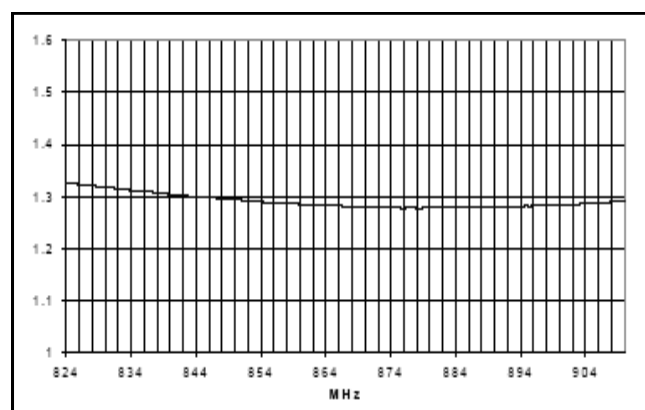
Rev. V3

Typical Performance Curves

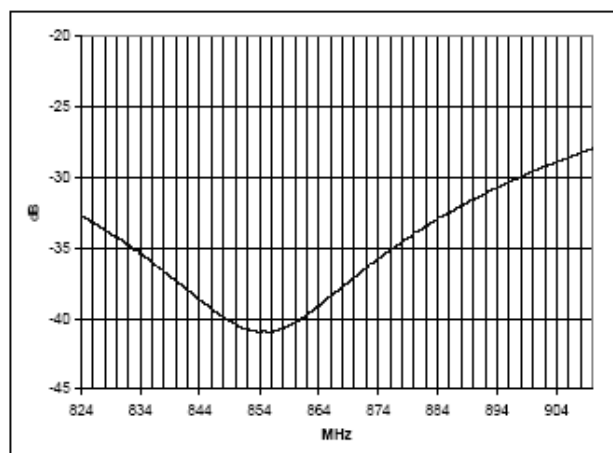
Insertion Loss vs. Frequency



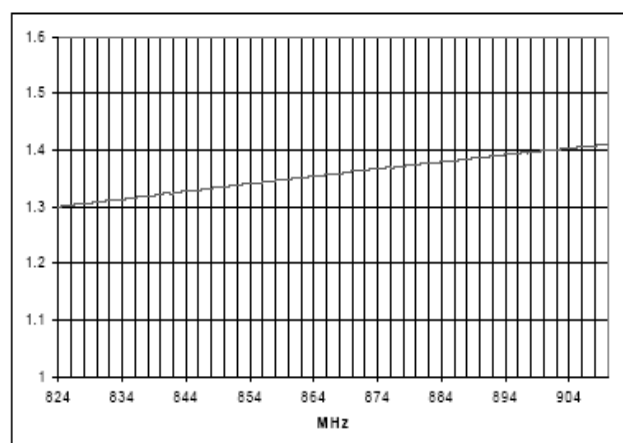
VSWR Input vs. Frequency



Isolation vs. Frequency



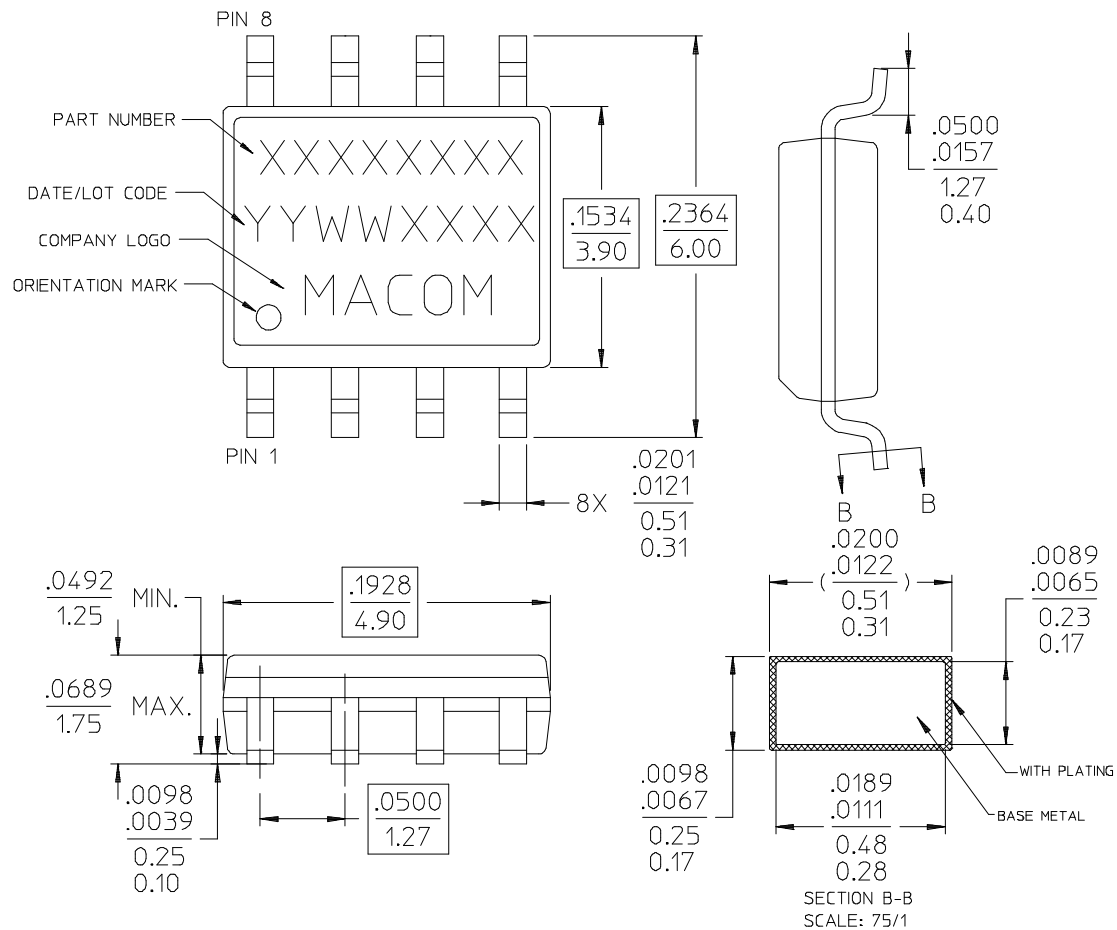
VSWR Output vs. Frequency



Low Cost Three Way Power Splitter/Combiner 824 – 960 MHz

Rev. V3

Lead-Free, SOIC-8[†]



NOTES:

- NOTES:
1. REFERENCE JEDEC MS-012-AA, FOR ADDITIONAL DIMENSIONAL AND TOLERANCE INFORMATION.
 2. REFERENCE M538 APPLICATION NOTE FOR FOOTPRINT INFORMATION.
 3. ALL DIMENSIONS SHOWN AS INCHES/MM.

[†] Reference Application Note M538 for lead-free solder reflow recommendations.

Low Cost Three Way Power Splitter/Combiner 824 – 960 MHz

Rev. V3

M/A-COM Technology Solutions Inc. All rights reserved.

Information in this document is provided in connection with M/A-COM Technology Solutions Inc ("MACOM") products. These materials are provided by MACOM as a service to its customers and may be used for informational purposes only. Except as provided in MACOM's Terms and Conditions of Sale for such products or in any separate agreement related to this document, MACOM assumes no liability whatsoever. MACOM assumes no responsibility for errors or omissions in these materials. MACOM may make changes to specifications and product descriptions at any time, without notice. MACOM makes no commitment to update the information and shall have no responsibility whatsoever for conflicts or incompatibilities arising from future changes to its specifications and product descriptions. No license, express or implied, by estoppel or otherwise, to any intellectual property rights is granted by this document.

THESE MATERIALS ARE PROVIDED "AS IS" WITHOUT WARRANTY OF ANY KIND, EITHER EXPRESS OR IMPLIED, RELATING TO SALE AND/OR USE OF MACOM PRODUCTS INCLUDING LIABILITY OR WARRANTIES RELATING TO FITNESS FOR A PARTICULAR PURPOSE, CONSEQUENTIAL OR INCIDENTAL DAMAGES, MERCHANTABILITY, OR INFRINGEMENT OF ANY PATENT, COPYRIGHT OR OTHER INTELLECTUAL PROPERTY RIGHT. MACOM FURTHER DOES NOT WARRANT THE ACCURACY OR COMPLETENESS OF THE INFORMATION, TEXT, GRAPHICS OR OTHER ITEMS CONTAINED WITHIN THESE MATERIALS. MACOM SHALL NOT BE LIABLE FOR ANY SPECIAL, INDIRECT, INCIDENTAL, OR CONSEQUENTIAL DAMAGES, INCLUDING WITHOUT LIMITATION, LOST REVENUES OR LOST PROFITS, WHICH MAY RESULT FROM THE USE OF THESE MATERIALS.

MACOM products are not intended for use in medical, lifesaving or life sustaining applications. MACOM customers using or selling MACOM products for use in such applications do so at their own risk and agree to fully indemnify MACOM for any damages resulting from such improper use or sale.

Mouser Electronics

Authorized Distributor

Click to View Pricing, Inventory, Delivery & Lifecycle Information:

MACOM:

[MAPDCC0005](#) [MAPDCC0005TR](#)