

## Reflection-less Low Pass Filter 5 - 684 MHz

Rev. V2

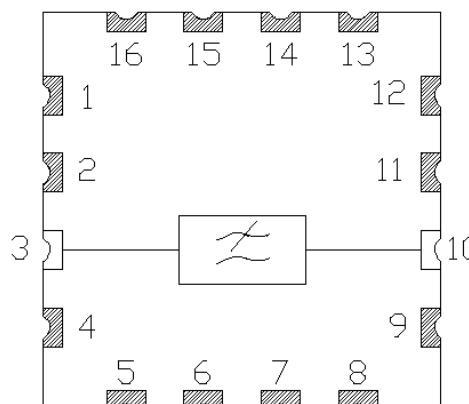
### Features

- 75  $\Omega$
- Surface Mount 18 mm device
- Low Insertion Loss to 684 MHz
- Matched to 1218 MHz
- RoHS Compliant and Pb free

### Description

MAFL-011082 is a reflection less low pass filter with a pass band from 5 - 684 MHz with low insertion loss in the pass band and excellent matched return loss to 1218 MHz.

### Functional Schematic



### Ordering Information<sup>1,2</sup>

Part Number	Package
MAFL-011082	300 piece reel
MAFL-011082-TB	Sample Board

1. Reference Application Note M513 for reel size information.
2. All sample boards include 5 loose parts.

### Pin Configuration<sup>3,4</sup>

Pin #	Function
1, 2, 4, 5, 6, 7, 8, 9, 11, 12, 13, 14, 15, 16	Ground
3	Input Port
10	Output Port

3. MACOM recommends connecting unused package pins to ground.
4. The exposed pad centered on the package bottom must be connected to RF, DC and thermal ground.

### Electrical Specifications: $T_A = 25^\circ\text{C}$ , $Z_0 = 75 \Omega$

Parameter	Test Conditions Frequency (MHz)	Units	Min	Typical	Max
Insertion Loss	5 - 684	dB	—	0.75	1.0
Filter Rejection	1000 1218	dB	22 35	24 45	—
Filter Input Port Return Loss	5 - 1218	dB	18	22	—

\* Restrictions on Hazardous Substances, compliant to current RoHS EU directive.

## Reflection-less Low Pass Filter 5 - 684 MHz

Rev. V2

### Absolute Maximum Ratings<sup>5,6</sup>

Parameter	Value
RF Power	250 mW
DC Current	30 mA
Operating & Storage Temperature	-40°C to +85°C

5. Exceeding any one or combination of these limits may cause permanent damage to this device.
6. MACOM does not recommend sustained operation near these survivability limits.

### Handling Procedures

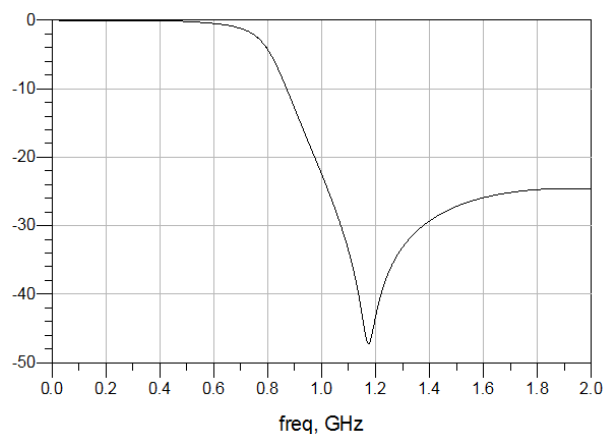
Please observe the following precautions to avoid damage:

### Static Sensitivity

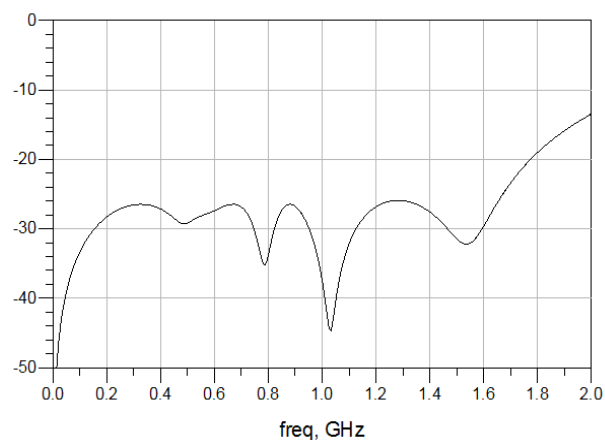
These electronic devices are sensitive to electrostatic discharge (ESD) and can be damaged by static electricity. Proper ESD control techniques should be used when handling these devices.

### Typical Performance Curves

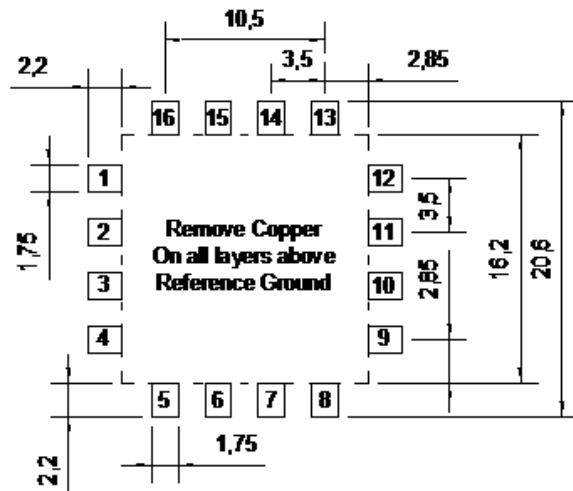
**Low Pass Filter**



**Input Port Return Loss**

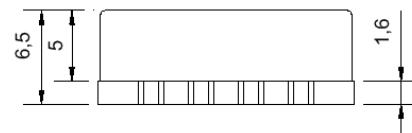
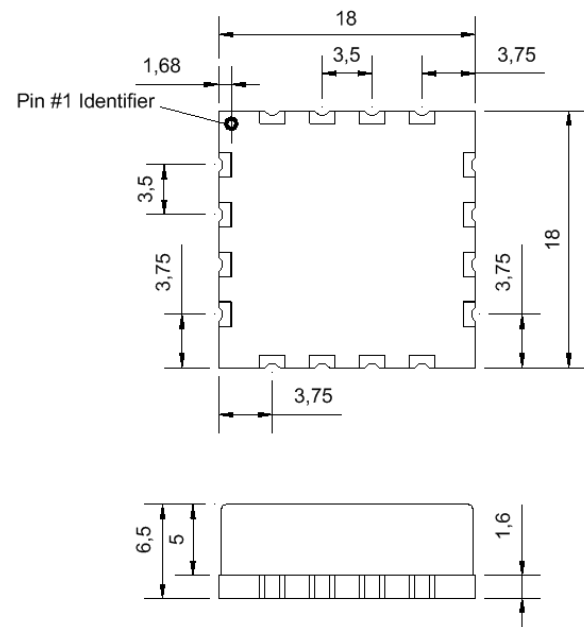


## Recommended PCB Configuration



Dimensions in mm. Tolerance: .x ± 0.1, .xx ± 0.05

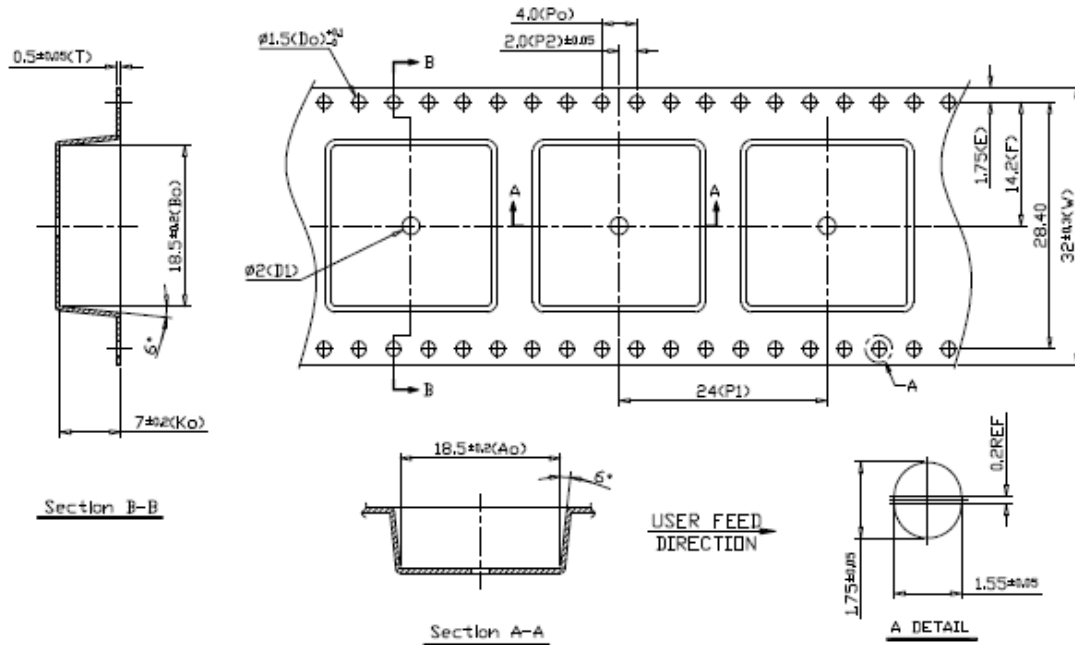
## Filter Outline Drawing




## Reflection-less Low Pass Filter 5 - 684 MHz

Rev. V2

### Tape & Reel Information



### Orientation



### Dimensions

Parameter	Units	Value
Qty per reel	—	300
Reel Size	mm	330
Tape Width	mm	32.00
Pitch	mm	24.00
Ao	mm	18.5
Bo	mm	18.5
Ko	mm	7.0
Orientation	—	F30
Reference Application Note ANI-019 for orientation		

MACOM Technology Solutions Inc. All rights reserved.

Information in this document is provided in connection with MACOM Technology Solutions Inc ("MACOM") products. These materials are provided by MACOM as a service to its customers and may be used for informational purposes only. Except as provided in MACOM's Terms and Conditions of Sale for such products or in any separate agreement related to this document, MACOM assumes no liability whatsoever. MACOM assumes no responsibility for errors or omissions in these materials. MACOM may make changes to specifications and product descriptions at any time, without notice. MACOM makes no commitment to update the information and shall have no responsibility whatsoever for conflicts or incompatibilities arising from future changes to its specifications and product descriptions. No license, express or implied, by estoppel or otherwise, to any intellectual property rights is granted by this document.

THESE MATERIALS ARE PROVIDED "AS IS" WITHOUT WARRANTY OF ANY KIND, EITHER EXPRESS OR IMPLIED, RELATING TO SALE AND/OR USE OF MACOM PRODUCTS INCLUDING LIABILITY OR WARRANTIES RELATING TO FITNESS FOR A PARTICULAR PURPOSE, CONSEQUENTIAL OR INCIDENTAL DAMAGES, MERCHANTABILITY, OR INFRINGEMENT OF ANY PATENT, COPYRIGHT OR OTHER INTELLECTUAL PROPERTY RIGHT. MACOM FURTHER DOES NOT WARRANT THE ACCURACY OR COMPLETENESS OF THE INFORMATION, TEXT, GRAPHICS OR OTHER ITEMS CONTAINED WITHIN THESE MATERIALS. MACOM SHALL NOT BE LIABLE FOR ANY SPECIAL, INDIRECT, INCIDENTAL, OR CONSEQUENTIAL DAMAGES, INCLUDING WITHOUT LIMITATION, LOST REVENUES OR LOST PROFITS, WHICH MAY RESULT FROM THE USE OF THESE MATERIALS.

MACOM products are not intended for use in medical, lifesaving or life sustaining applications. MACOM customers using or selling MACOM products for use in such applications do so at their own risk and agree to fully indemnify MACOM for any damages resulting from such improper use or sale.

# Mouser Electronics

Authorized Distributor

Click to View Pricing, Inventory, Delivery & Lifecycle Information:

MACOM:

MAFL-011082