

Double-Balanced Mixer

Rev. V3


Features

- LO 5 TO 18 GHz
- RF 7 TO 18 GHz
- IF DC TO 3000 MHz
- LO DRIVE: +10 dBm (NOMINAL)
- WIDE BANDWIDTH
- LOW NOISE FIGURE

Description

The M79 is a double balanced mixer, designed for use in military, commercial and test equipment applications. This mixer can also be used as a phase detector or bi-phase modulator since the IF port is DC coupled to the diodes. Environmental screening available to MIL-STD-202, and MIL-DTL-28837, consult factory.

Product Image



Ordering Information

Part Number	Package
M79	Minpac
M79C	SMA Connectorized

Electrical Specifications: $Z_0 = 50\Omega$ $Lo = +10$ dBm (Downconverter application only)

Parameter	Test Conditions	Units	Typical	Guaranteed	
				+25°C	-54° to +85°C
SSB Conversion Loss (max) & SSB Noise Figure (max)	fR = 7 to 16 GHz, fL = 6 to 17 GHz, fI = 30 to 1000 MHz	dB	5.7	7.5	8.0
	fR = 7 to 16 GHz, fL = 5 to 18 GHz, fI = 30 to 2000 MHz	dB	6.0	8.0	8.5
	fR = 8 to 16 GHz, fL = 5 to 16 GHz, fI = 30 to 3000 MHz	dB	6.0	8.0	8.5
	fR = 16 to 18 GHz, fL = 13 to 18 GHz, fI = 30 to 3000 MHz	dB	7.0	9.0	9.5
Isolation, L to R (min)	fL = 5 to 14 GHz	dB	35	22	20
	fL = 14 to 18 GHz	dB	33	15	13
Isolation, L to I (min)	fL = 5 to 8 GHz	dB	34	22	20
	fL = 8 to 18 GHz	dB	24	12	10
1 dB Conversion Comp.	fL = +10 dBm	dBm	+4		
Input IP3	fR1=13 GHz at -6 dBm, fR2=13.01GHz at -6 dBm, fL = 14 GHz at = 10 dBm	dBm	+14		

Double-Balanced Mixer

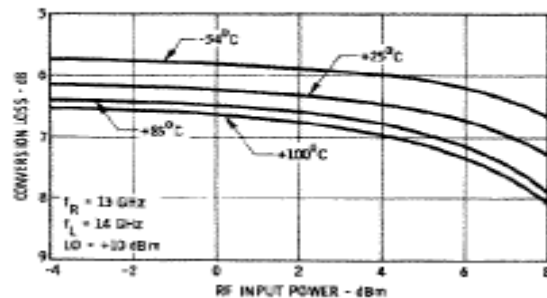
Rev. V3

Absolute Maximum Ratings

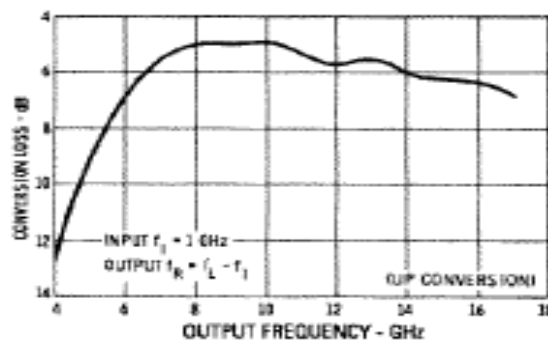
Parameter	Absolute Maximum
Operating Temperature	-54°C to +100°C
Storage Temperature	-65°C to +100°C
Peak Input Power	+23 dBm max @ +25°C +20 dBm max @ +85°C
Peak Input Current	100 mA DC

Typical Performance Curves

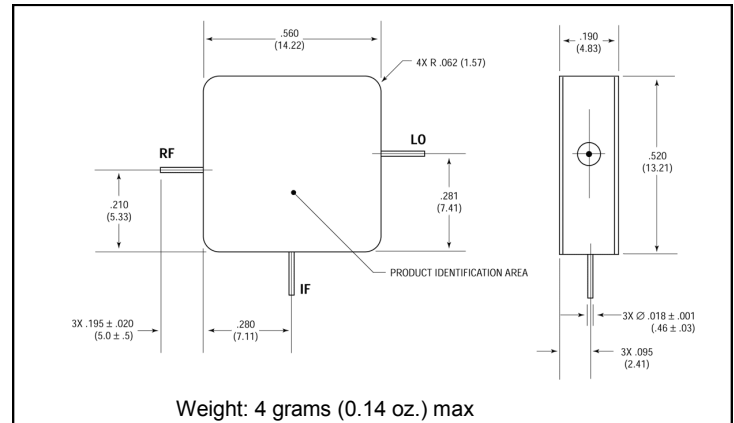
Conversion Loss vs. Input Power and Temperature



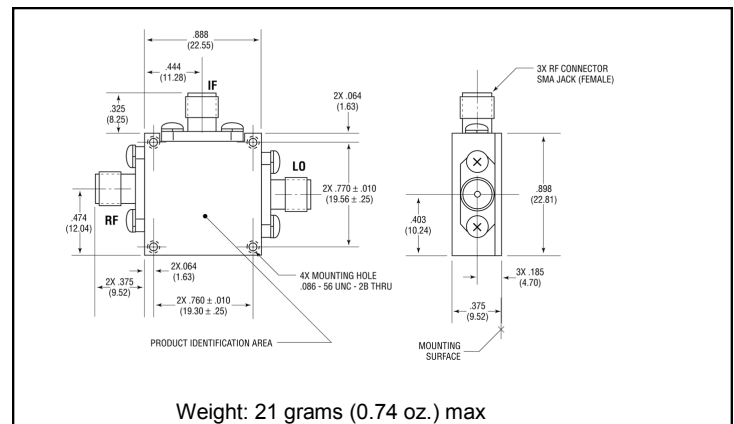
Conversion Loss vs. Frequency



Outline Drawing: Minpac *

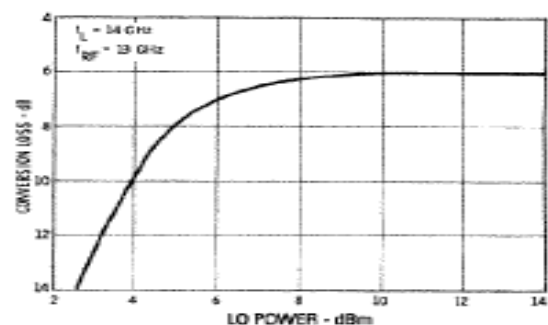


Outline Drawing: SMA Connectorized *



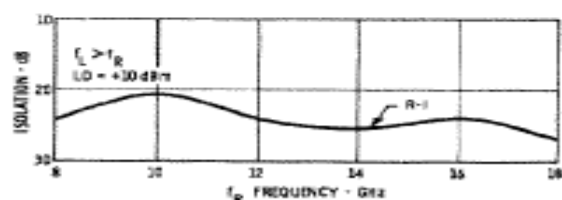
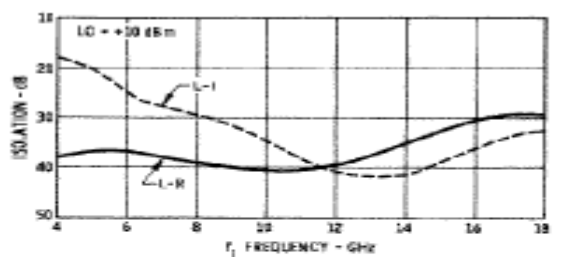
* Dimensions are inches (millimeters) ±0.015 (0.38) unless otherwise specified.

Conversion Loss vs. LO Drive Power.

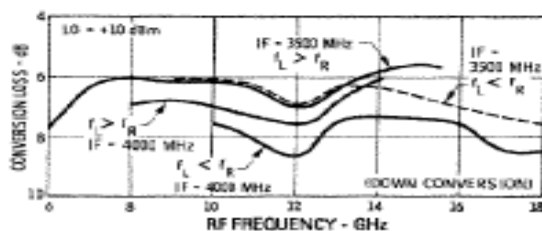
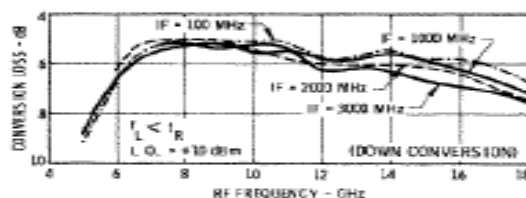
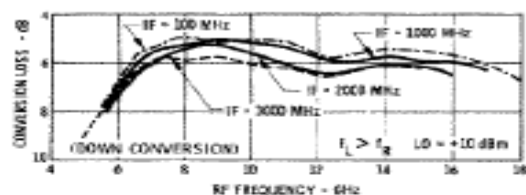


Typical Performance Curves

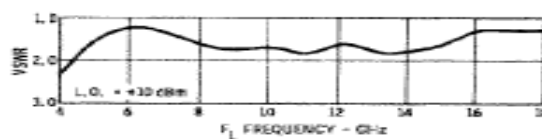
Isolation



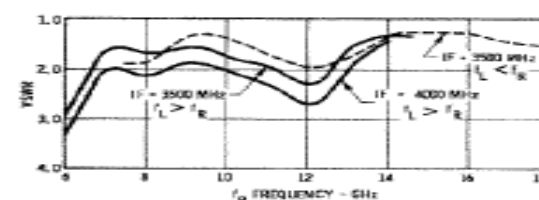
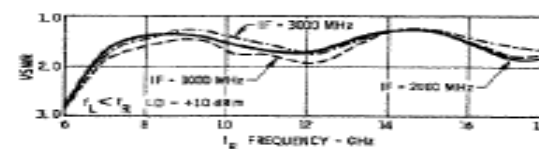
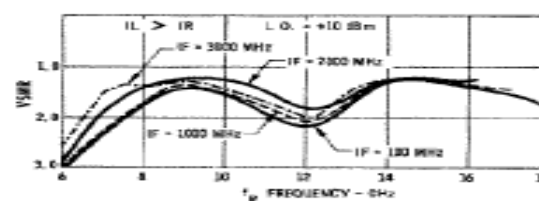
Conversion Loss vs. Frequency.



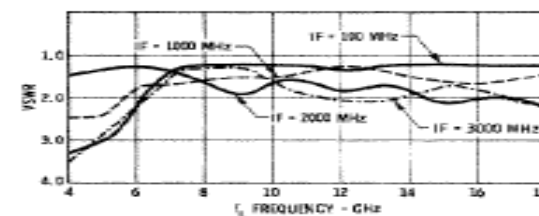
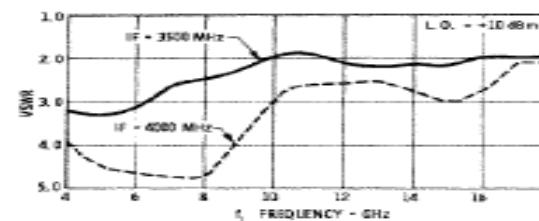
L-Port VSWR



R-Port VSWR



I-Port VSWR



M/A-COM Technology Solutions Inc. All rights reserved.

Information in this document is provided in connection with M/A-COM Technology Solutions Inc ("MACOM") products. These materials are provided by MACOM as a service to its customers and may be used for informational purposes only. Except as provided in MACOM's Terms and Conditions of Sale for such products or in any separate agreement related to this document, MACOM assumes no liability whatsoever. MACOM assumes no responsibility for errors or omissions in these materials. MACOM may make changes to specifications and product descriptions at any time, without notice. MACOM makes no commitment to update the information and shall have no responsibility whatsoever for conflicts or incompatibilities arising from future changes to its specifications and product descriptions. No license, express or implied, by estoppel or otherwise, to any intellectual property rights is granted by this document.

THESE MATERIALS ARE PROVIDED "AS IS" WITHOUT WARRANTY OF ANY KIND, EITHER EXPRESS OR IMPLIED, RELATING TO SALE AND/OR USE OF MACOM PRODUCTS INCLUDING LIABILITY OR WARRANTIES RELATING TO FITNESS FOR A PARTICULAR PURPOSE, CONSEQUENTIAL OR INCIDENTAL DAMAGES, MERCHANTABILITY, OR INFRINGEMENT OF ANY PATENT, COPYRIGHT OR OTHER INTELLECTUAL PROPERTY RIGHT. MACOM FURTHER DOES NOT WARRANT THE ACCURACY OR COMPLETENESS OF THE INFORMATION, TEXT, GRAPHICS OR OTHER ITEMS CONTAINED WITHIN THESE MATERIALS. MACOM SHALL NOT BE LIABLE FOR ANY SPECIAL, INDIRECT, INCIDENTAL, OR CONSEQUENTIAL DAMAGES, INCLUDING WITHOUT LIMITATION, LOST REVENUES OR LOST PROFITS, WHICH MAY RESULT FROM THE USE OF THESE MATERIALS.

MACOM products are not intended for use in medical, lifesaving or life sustaining applications. MACOM customers using or selling MACOM products for use in such applications do so at their own risk and agree to fully indemnify MACOM for any damages resulting from such improper use or sale.

Mouser Electronics

Authorized Distributor

Click to View Pricing, Inventory, Delivery & Lifecycle Information:

[MACOM:](#)

[M79C-200](#)