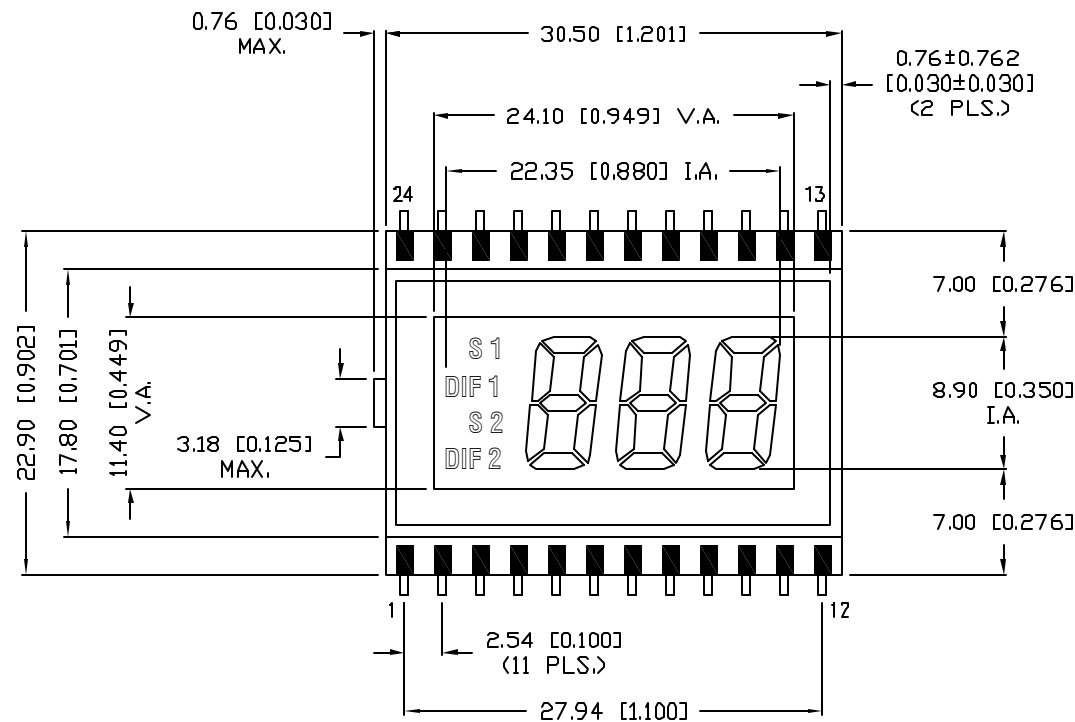
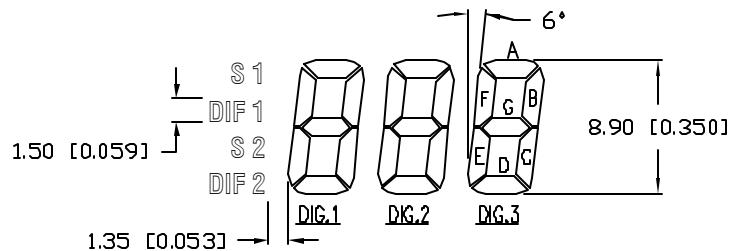


UNCONTROLLED DOCUMENT



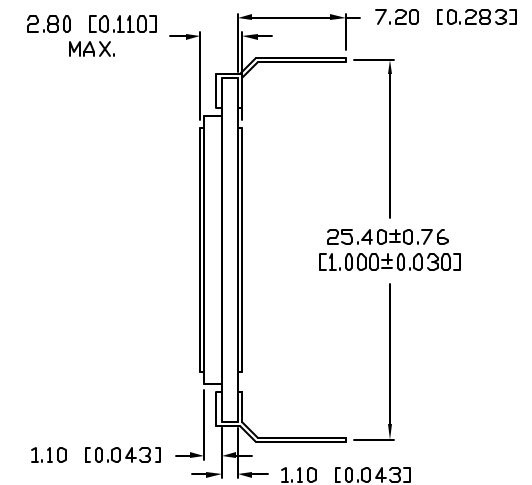
CHARACTER DETAIL



PIN NO.	1	2	3	4	5	6
SEGMENT	DIF1	S2	DIF2	1A, 1D, 1E	1C	2E
PIN NO.	7	8	9	10	11	12
SEGMENT	2D	2C	3E	3D	3C	3G
PIN NO.	13	14	15	16	17	18
SEGMENT	3B	3A	3F	2G	2B	2A
PIN NO.	19	20	21	22	23	24
SEGMENT	2F	1G	1B	1F	S1	COM

PART NUMBER
LCD-H301M35TR-1REV.
A

REV.	E.C.N. NUMBER AND REVISION COMMENTS	DATE
A	E.C.N. #11148.	02.06.07



CHARACTERISTICS	
FLUID TYPE	TN
BACKGROUND COLOR	GRAY
VIEWING DIRECTION	12:00
DISPLAY MODE	REFLECTIVE
OPERATING VOLTAGE	5.6V ±5%
OPERATING TEMP.	-30°C TO 85°C
STORAGE TEMP.	-40°C TO 85°C
DRIVING METHOD	STATIC
CONNECTION TYPE	24 PINS

*UNLESS OTHERWISE SPECIFIED TOLERANCES PER DECIMAL PRECISION ARE: X=±1 (±0.039), X.X=±0.5 (±0.020), X.XX=±0.25 (±0.010), X.XXX=±0.127 (±0.005). LEAD SIZE=±0.05 (±0.002), LEAD LENGTH=±0.75 (±0.030), MIN.=+0.00/-0.00 DECIMAL PRECISION MAX.=+0.00/-0.00 DECIMAL PRECISION

REV.

A

PART NUMBER

LCD-H301M35TR-1

CONFIDENTIAL INFORMATION

THE INFORMATION CONTAINED IN THIS DOCUMENT IS THE PROPERTY OF LUMEX INC. EXCEPT AS SPECIFICALLY AUTHORIZED IN WRITING BY LUMEX INC., THE HOLDER OF THIS DOCUMENT SHALL KEEP ALL INFORMATION CONTAINED HEREIN CONFIDENTIAL AND SHALL PROTECT SAME IN WHOLE OR IN PART FROM DISCLOSURE AND DISSEMINATION TO ALL THIRD PARTIES.

RELIABILITY NOTE

OUR MANY YEARS OF EXPERIENCE DATA ACCUMULATION INDICATE THAT SOLDER HEAT IS A MAJOR CAUSE OF EARLY AND FUTURE FAILURE. PLEASE PAY ATTENTION TO YOUR SOLDERING PROCESS.



290 E. HELEN ROAD
PALATINE, IL 60067-6976
PHONE: +1.847.359.2790
US WEB: www.lumex.com
TW WEB: www.lumex.com.tw

0.35" CHARACTER HEIGHT, CUSTOM LCD PANEL, TN,
REFLECTIVE, TOP VIEW, 24 PINS, EXTENDED OPER. TEMP.

DRAWN BY:

JC

CHECKED BY:

APPROVED BY:

DATE: 7.28.99

PAGE: 1 OF 1

SCALE: N/A

Mouser Electronics

Authorized Distributor

Click to View Pricing, Inventory, Delivery & Lifecycle Information:

Lumex:

[LCD-H301M35TR-1](#)