WSA48– ① – ② – ③ – ④ – ⑤ – ⑥ – ⑦

SWITCH FUNCTION CODE	SWITCH FUNCTION DESCRIPTION
1	MOMENTARY,SOLDER TERMINAL
A	MOMENTARY,NO/NO WIRELEADS
C	MOMENTARY,NC/NC WIRELEADS
E	MOMENTARY,NC/NO WIRELEADS

BEZEL TYPE CODE	BEZEL TYPE DECSRIPTION
RB	ROUND, BLACK
SB	SQUARE, BLACK

LED COLOR CODE	LED COLOR
N	NONE
G	GREEN
R	RED
B	BLUE
W	WHITE
Y	YELLOW

BUTTON COLOR CODE (SEE NOTE 2)	BUTTON COLOR
(H)RD	RED
(H)GR	GREEN
(H)BK	BLACK
(H)BL	BLUE
(H)YL	YELLOW
(H)OR	ORANGE
(H)WHITE	WHITE
PK	POWER/STANDBY BLACK (ONLY FOR ROUND BEZEL &BUSHING MOUNT)

MOUNTING TYPE CODE	MOUNTING TYPE
B	BUSHING
F	SNAP-FIT (ONLY FOR ROUND BEZEL)

LED INLET VOLTAGE CODE		LED INLET VOLTAGE
NON-WIRELEADS	BLANK*	(SEE NOTE)
WIRELEADS	BLANK*	(SEE NOTE)
	05	5V
	12	12V
	24	24V

ANY CODE	DESCRIPTION
IF BLANK	NA
XXX	PER CUSTOMER SPECIAL REQUEST

MECHANICAL CHARACTERISTICS:
SWITCH CIRCUITRY: SPDT-DB
SWITCH ACTION: MOMENTARY (PER CHART)
PRE-TRAVEL: 1.27 mm NOMINAL
OVER-TRAVEL: 0.254 mm NOMINAL
TOTAL TRAVEL: 1.524 mm NOMINAL
OPERATING FORCE: 525 g [5.15 N] NOMINAL
RELEASEING FORCE: 340 g [3.45 N] NOMINAL
PANEL THICKNESS:
BUSHING MOUNT: 0.5 - 3.0mm
SNAP - IN MOUNT: 1.0、2.0、3.0mm ±0.05mm
CONTACTS: SILVER
NUT TORQUE FORCE: MAX. 6 kgf*cm [5.2 LB*in]

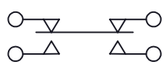

SPDT-DB
SCHEMATIC

ELECTRICAL LIFE:
5A@28VDC,25K CYCLES NOMINAL
MECHANICAL LIFE:
MOMENTARY: 1,000,000 CYCLES NOMINAL

ENVIROMENTAL SPECIFICATIONS:
OPERATING TEMPERATURE: -40˚C to +85˚C [-40˚F to +185˚F]
IP67 COMPLIANT

ELECTRICAL SPECIFICATIONS:
DIELECTRIC STRENGTH: 1,000VAC
INSULATION RESISTANCE: 1G OHM
CONTACT RESISTANCE:
50m /250 OHMS MAX. INITIAL (NON-WIRELEAD / WIRELEADS)

LED SPECIFICATIONS:
SEE LED SPECIFICATION

CERTIFICATION: UL 61058

* NOTE:
1.SUPPLY HEX NUT AND SEALING WASHER BULK IN PACKED
2. HIGH-BUTTON OPTION, DENOTED (H), ONLY AVAILABLE FOR ROUND BEZEL AND NON-ILL.TYPE. OMIT (H) FOR STANDARD BUTTON.

LED SPECIFICATION

LED CODE	LED Color	CIRCUITRY	Vf(VDC) Color	If (mA)
R	RED		1.8 ~ 2.5	20
B	BLUE		2.8 ~ 3.5	20
G	GREEN		2.8 ~ 3.5	20
Y	YELLOW		1.8 ~ 2.5	20
W	WHITE		2.8 ~ 3.5	20

Notes:
1.) Hand Soldering Temperature (4mm above from Body) : 320℃ for 3 seconds

WIRELEADS SPECIFICATION

WIRELEADS TYPE	SW TERMINAL	SW TERMINAL	LED	
	NO	NC	+	-
ILLUMINATION	BLUE AWG24 UL1007	YELLOW AWG24 UL1007	RED AWG26 UL1007	BLACK AWG26 UL1007
NON-ILLUMINATION	BLUE AWG24 UL1007	YELLOW AWG24 UL1007	-	-

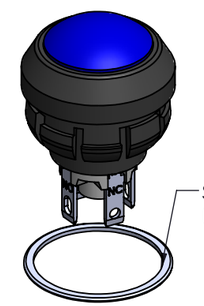

SNAP FIT TYPE

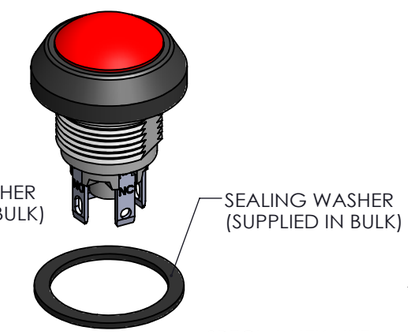

BUSHING TYPE

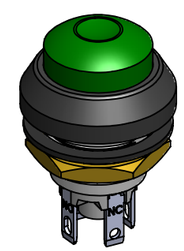

HIGH BUTTON TYPE

DWG TYPE: SALES DRAWING	DRAWN: e.e.	TOLERANCES: UNLESS OTHERWISE NOTED X.X ± 0.5 X.XX ± 0.2 ANGULAR ±1°	DWG TITLE: WSA48-MECHANICAL MOMENTARY, NONE/CENTER SPOT/ POWER STANDBY SYMBOL ILLUMINATION
STATUS: RELEASE	REVIEW: --		DWG NO. WSA48-1,A,C,E
This document is the intellectual property of ITW Electronic Business Asia Co., Limited and may contain confidential, proprietary, privileged information protected by law. Neither this document nor any information it contains can be reproduced, transformed to any other format, or distributed, without written permission by ITW Electronic Business Asia Co., Limited. 本文件為安天德百電股份有限公司之智慧財產，非經許可不得擷取、複製、轉變成其他形式使用或散佈	APPROVED: v.w.	THIRD ANGLE PROJECTION	
	DATE: 2017/6/23	REF: ---	

■ 管制文件 □ 非管制文件 | Unit: mm | SCALE: 2 : 1 | REV: 5 | RoHS Compliant | SHEET 1 OF 3

SQUARE BEZEL

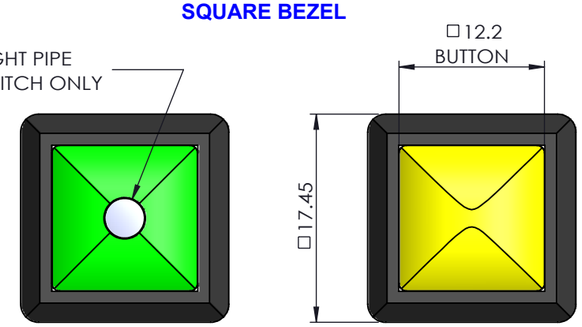

ROUND BEZEL

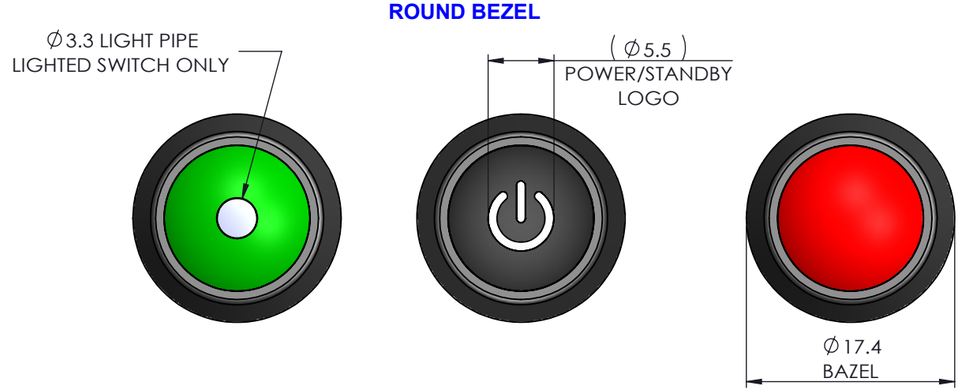

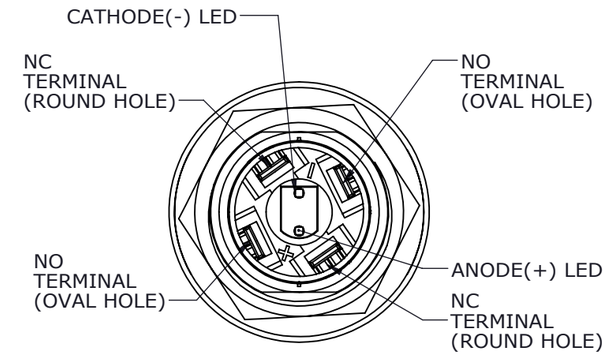

DETAIL FOR TERMINAL POSITION

NON-ILLUMINATION & SNAP FIT TYPE

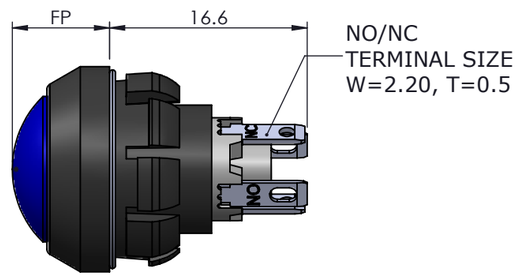

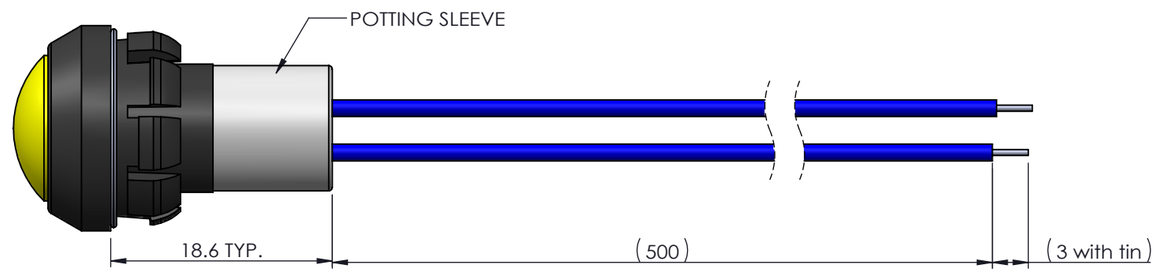

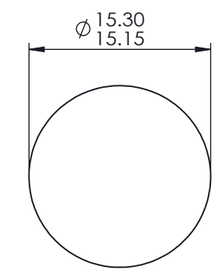

REFERENCE PANEL CUT-OUT SNAP-IN MOUNT

PANEL THICKNESS: 1.0mm , 2.0mm , 3.0mm ±00.5

ILLUMINATION & BUSHING TYPE

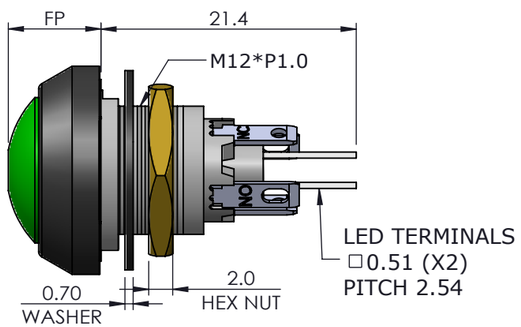

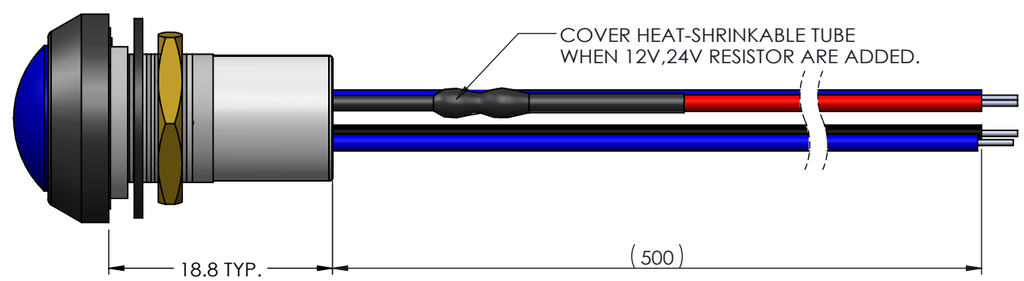

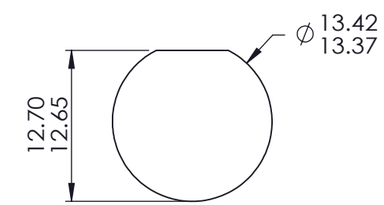

REFERENCE PANEL CUT-OUT BUSHING MOUNT

NON-ILLUMINATION & HIGH BUTTON TYPE

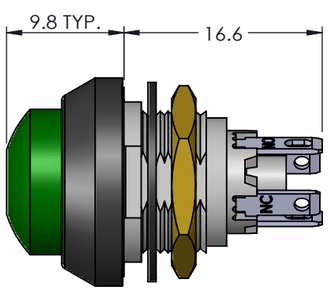

BUTTON TYPE	FP(mm)
ILLUMINATION LIGHT PIPE	7.8±0.5
NON-ILLUMINATION	8.1±0.5

DWG TYPE: SALES DRAWING	DRAWN: e.e.	TOLERANCES: UNLESS OTHERWISE NOTED X.X ± 0.5 X.XX ± 0.2 ANGULAR ±1°	DWG TITLE: WSA48-MECHANICAL MOMENTARY, NONE/CENTER SPOT/ POWER STANDBY SYMBOL ILLUMINATION			ITW SWITCH LUMEX
STATUS: RELEASE	REVIEW: --					
This document is the intellectual property of ITW Electronic Business Asia Co., Limited and may contain confidential, proprietary, privileged information protected by law. Neither this document nor any information it contains can be reproduced, transformed to any other format, or distributed, without written permission by ITW Electronic Business Asia Co., Limited. 本文件為安天德百電股份有限公司之智慧財產，非經許可不得擷取、複製、轉變成其他形式使用或散佈	APPROVED: v.w.	THIRD ANGLE PROJECTION	DWG NO.: WSA48-1,A,C,E			
	DATE: 2017/6/23	REF: ---	■ 管制文件 □ 非管制文件	Unit: mm	SCALE: 2 : 1	REV: 5	RoHS Compliant	SHEET 2 OF 3

Mouser Electronics

Authorized Distributor

Click to View Pricing, Inventory, Delivery & Lifecycle Information:

Lumex:
WSA48-1-RB-B-BK-B WSA48-1-RB-N-BK-B WSA48-1-RB-N-HRD-B WSA48-1-RB-N-RD-B WSA48-2-RB-N-BL-B WSA48-B-RB-N-GR-B