

PART NUMBER	LDS-C416RI	REV.	C
DATE	E.C.N. NUMBER AND REVISION COMMENTS	REV.	
04.20.98	E.C.N. #10BRDR. & REDRAWN.	A	
10.01.14	E.C.N. #11930.	B	
10.01.14	E.C.N. #10BRDR. & REDRAWN.	C	

A

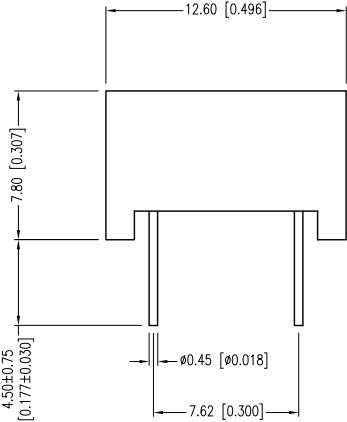
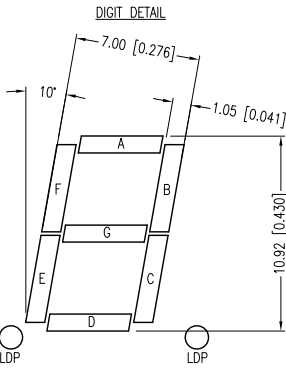
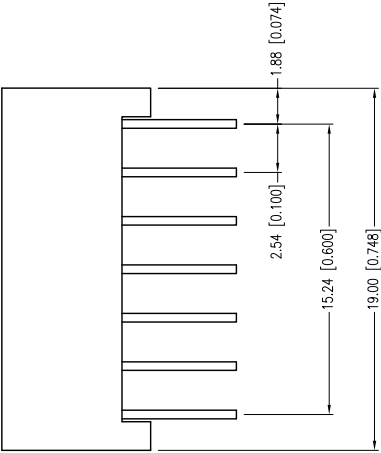
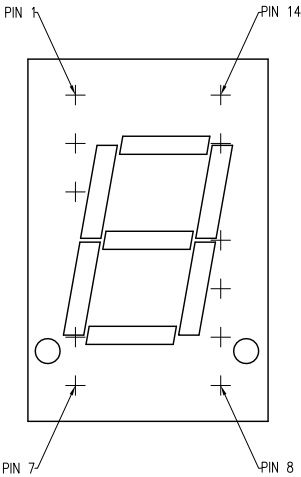
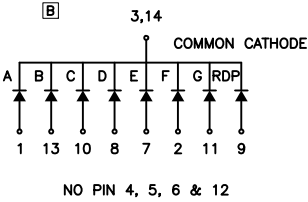
ELECTRO-OPTICAL CHARACTERISTICS Ta=25°C If=10mA					
PARAMETER	MIN	TYP	MAX	UNITS	TEST COND
PEAK WAVELENGTH		660		nm	
FORWARD VOLTAGE		1.8	2.3	Vf	Ir=100µA
REVERSE VOLTAGE	4.0			Vr	If=10mA
AXIAL INTENSITY		9800		µcd	
EMITTED COLOR:	RED			2x theta	
FONT COLOR:	GREY				
SEGMENT COLOR:	MILKY WHITE DIFFUSED				

LIMITS OF SAFE OPERATION AT 25°C		
PARAMETER	MAX	UNITS
PEAK FORWARD CURRENT*	150	mA
STEADY CURRENT	30	mA
POWER DISSIPATION	100	mW
DERATE FROM 25°C	-1.2	mW/°C
OPERATING TEMP.	-40 TO +85	°C
STORAGE TEMP.	-40 TO +85	°C
SOLDERING TEMP.	+260	°C
2.0mm FROM BODY	3	SEC.

* t<10µs

RELIABILITY NOTE:
OUR MANY YEARS OF EXPERIENCE DATA ACCUMULATION
INDICATE THAT SOLDER HEAT IS A MAJOR CAUSE OF EARLY
AND FUTURE FAILURE. PLEASE PAY ATTENTION TO YOUR
SOLDERING PROCESS.

B



Mouser Electronics

Authorized Distributor

Click to View Pricing, Inventory, Delivery & Lifecycle Information:

[Lumex:](#)

[LDS-C416RI](#)