UNCONTROLLED DOCUMENT

PART NUMBER	REV.
LCM–X04004DXX	A

REV.	E.C.N. NUMBER AND REVISION COMMENTS	DATE
A	E.C.N. #10BRDR. & 10999.	6.10.03

P/N PREFIX/SUFFIX TABLE			
LCM–X		DXX	DESCRIPTION
STANDARD	S	SR	STN, REFLECTIVE
		SF	STN, TRANSFLECTIVE(W/ BACKLIGHT)
HIGH TEMP.	H	TR	TN, REFLECTIVE
		TF	TN, TRANSFLECTIVE(W/ BACKLIGHT)

CAUTION: STATIC SENSITIVE DEVICE
FOLLOW PROPER E.S.D. HANDLING PROCEDURES
WHEN WORKING WITH THIS PART.

CHARACTER DETAIL

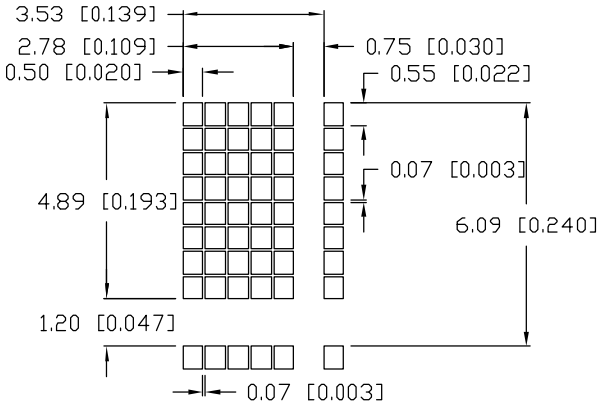

TYPE DIM.	A	B
WITH BACKLIGHT	14.5	9.3
NO BACKLIGHT	10	4.9

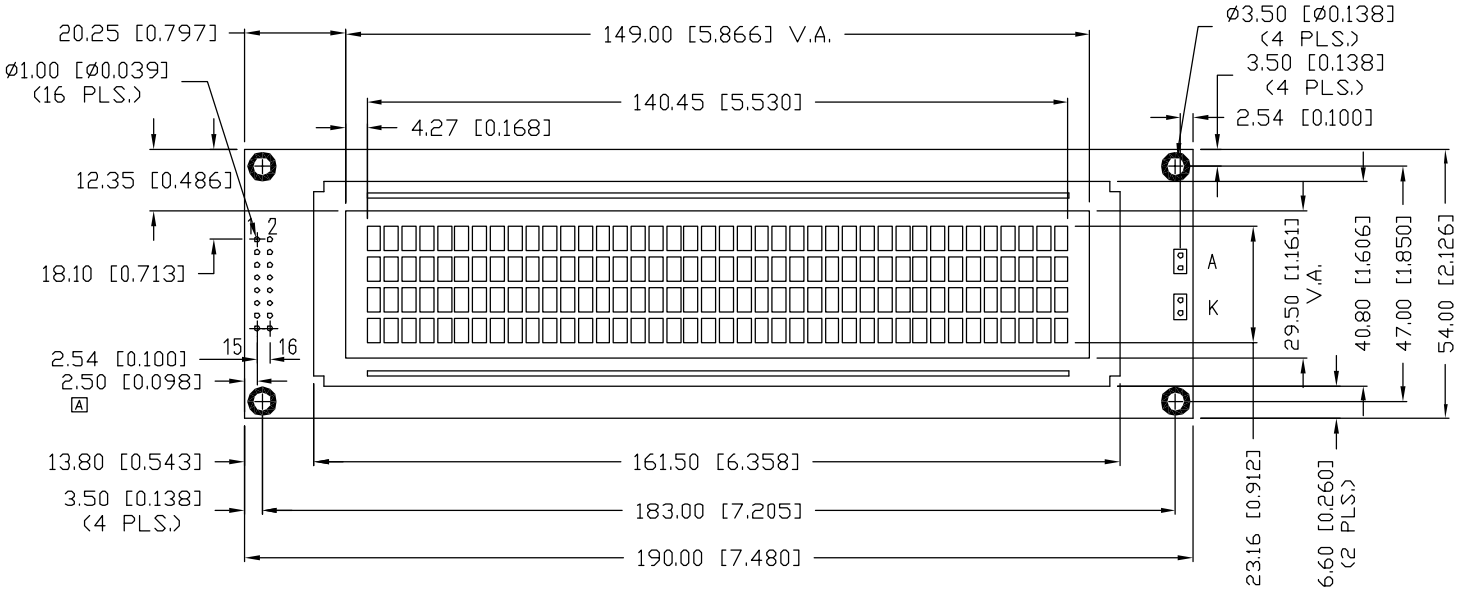

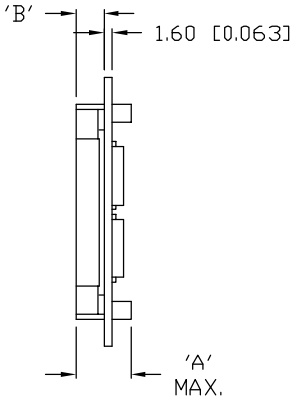

UNCONTROLLED DOCUMENT

*UNLESS OTHERWISE SPECIFIED TOLERANCES PER DECIMAL PRECISION ARE: X=±1 (±0.039), X.X=±0.5 (±0.020), X.XX=±0.25 (±0.010), X.XXX=±0.127 (±0.005). LEAD SIZE=±0.05 (±0.002), LEAD LENGTH=±0.75 (±0.030). MIN= +DECIMAL PRECISION −0.00 MAX.= +0.00 −DECIMAL PRECISION

REV.	PART NUMBER
A	LCM–X04004DXX

4.89mm CHARACTER HEIGHT, 5 x 8 DOT MATRIX,

40 x 4 LCD CHARACTER MODULE, 1/16 DUTY, 1/5 BIAS.

CONFIDENTIAL INFORMATION
THE INFORMATION CONTAINED IN THIS DOCUMENT IS THE PROPERTY OF LUMEX INC. EXCEPT AS SPECIFICALLY AUTHORIZED IN WRITING BY LUMEX INC., THE HOLDER OF THIS DOCUMENT SHALL KEEP ALL INFORMATION CONTAINED HEREIN CONFIDENTIAL AND SHALL PROTECT SAME IN WHOLE OR IN PART FROM DISCLOSURE AND DISSEMINATION TO ALL THIRD PARTIES.

RELIABILITY NOTE
OUR MANY YEARS OF EXPERIENCE DATA ACCUMULATION INDICATE THAT SOLDER HEAT IS A MAJOR CAUSE OF EARLY AND FUTURE FAILURE. PLEASE PAY ATTENTION TO YOUR SOLDERING PROCESS.

LUMEX INC. We Tame Photons To Work For You
290 E. HELEN ROAD
PALATINE, IL 60067–6976
PHONE: +1.847.359.2790
US WEB: www.lumex.com
TW WEB: www.lumex.com.tw

DRAWN BY:	CHECKED BY:	APPROVED BY:	DATE: 9.10.98
CT			PAGE: 1 OF 2
			SCALE: N/A

UNCONTROLLED DOCUMENT

PART NUMBER	REV.
LCM-X04004DXX	A

REV.	E.C.N. NUMBER AND REVISION COMMENTS	DATE
	SEE PAGE 1.	

PIN CONFIGURATION

PIN NO.	SYMBOL	LEVEL	FUNCTION	
A 1~8	DB7~DB0	H/L	DATA BUS-SOFTWARE SELECTABLE 4 OR 8 BIT MODE.	
9	E1	H,H->L	ENABLE 1	
10	R/$\overline{W}$	H/L	H: DATA READ (MODULE-->MPU) L: DATA WRITE (MODULE<--MPU)	
11	RS	H/L	REGISTER SELECT SIGNAL H: DATA INPUT L: INSTRUCTION INPUT	
12	Vo	–	POWER SUPPLY	FOR LCD DRIVE
13	Vss	–		GND (0V)
14	V_{DD}	–		5V
15	E2	H,H->L	ENABLE 2	
16	–	–	NO CONNECTION	
	A	–	ANODE FOR BACKLIGHT	
	K	–	CATHODE FOR BACKLIGHT	

V_{DD}-Vo: LCD DRIVING VOLTAGE
VR: 10KΩ -20KΩ

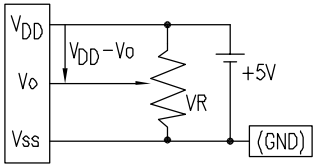

BLOCK DIAGRAM

40 x 4, 1/16 DUTY, 1/5 BIAS

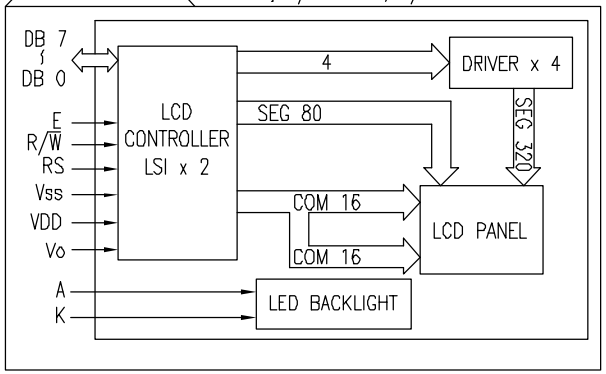

ELECTRICAL CHARACTERISTICS

V_{DD}=4.7V to 5.3V, T_A=25°C

ITEM		SYMBOL	CONDITION	STANDARD VALUE MIN.	TYP.	MAX.	UNIT
SUPPLY VOLTAGE FOR LOGIC		V_{DD}-Vss	–	–	5.0	–	V
SUPPLY CURRENT FOR LOGIC		I_{DD}	V_{DD}=5V	–	4.0	10.0	mA
INPUT VOLTAGE	HIGH	V_{IH}	–	2.2	–	V_{DD}	V
	LOW	V_{IL}	–	0	–	0.6	V
OUTPUT VOLTAGE	HIGH	V_{OH}	–	2.4	–	–	V
	LOW	V_{OL}	–	–	–	0.4	V
*LED BACKLIGHT	VOLTAGE	Vf	–	–	4.2	4.6	V
	CURRENT	If	–	–	500	–	mA
	POWER CUNSUMPTION	PD	–	–	2100	–	mW
	LUMINOUS	L	If=500mA	70	–	–	cd/m²
	COLOR	–	–	–	–	–	nm

*ONLY APPLIES TO MODULES WITH BACKLIGHT

ABSOLUTE MAXIMUM RATINGS

ITEM	SYMBOL	TEST CONDITION	STANDARD VALUE MIN	MAX	UNIT
SUPPLY VOLTAGE FOR LOGIC	V_{DD}-Vss	Ta=25°C	4.7	5.3	V
SUPPLY VOLTAGE FOR LCD DRIVE	V_{DD}-Vo	–	4.2@50°C	4.8@0°C	V
INPUT VOLTAGE	V_I	Ta=25°C	Vss	V_{DD}	V
OPERATING TEMPERATURE	Topr	LCM-S	0	50	°C
		LCM-H	-20	70	°C
STORAGE TEMPERATURE	Tstg	LCM-S	-20	70	°C
		LCM-H	-30	85	°C

UNCONTROLLED DOCUMENT

*UNLESS OTHERWISE SPECIFIED TOLERANCES PER DECIMAL PRECISION ARE: X=±1 (±0.039), X.X=±0.5 (±0.020), X.XX=±0.25 (±0.010), X.XXX=±0.127 (±0.005). LEAD SIZE=±0.05 (±0.002), LEAD LENGTH=±0.75 (±0.030). MIN= +DECIMAL PRECISION -0.00 MAX.= +0.00 -DECIMAL PRECISION

REV.	PART NUMBER
A	LCM-X04004DXX

4.89mm CHARACTER HEIGHT, 5 x 8 DOT MATRIX,
40 x 4 LCD CHARACTER MODULE, 1/16 DUTY, 1/5 BIAS.

CONFIDENTIAL INFORMATION
THE INFORMATION CONTAINED IN THIS DOCUMENT IS THE PROPERTY OF LUMEX INC. EXCEPT AS SPECIFICALLY AUTHORIZED IN WRITING BY LUMEX INC., THE HOLDER OF THIS DOCUMENT SHALL KEEP ALL INFORMATION CONTAINED HEREIN CONFIDENTIAL AND SHALL PROTECT SAME IN WHOLE OR IN PART FROM DISCLOSURE AND DISSEMINATION TO ALL THIRD PARTIES.

RELIABILITY NOTE
OUR MANY YEARS OF EXPERIENCE DATA ACCUMULATION INDICATE THAT SOLDER HEAT IS A MAJOR CAUSE OF EARLY AND FUTURE FAILURE. PLEASE PAY ATTENTION TO YOUR SOLDERING PROCESS.

LUMEX INC. We Tame Photons To Work For You
290 E. HELEN ROAD
PALATINE, IL 60067-6976
PHONE: +1.847.359.2790
US WEB: www.lumex.com
TW WEB: www.lumex.com.tw

DRAWN BY:	CHECKED BY:	APPROVED BY:	DATE: 9.10.98
CT			PAGE: 1 OF 2
			SCALE: N/A

Mouser Electronics

Authorized Distributor

Click to View Pricing, Inventory, Delivery & Lifecycle Information:

Lumex:
LCM-H04004DTF