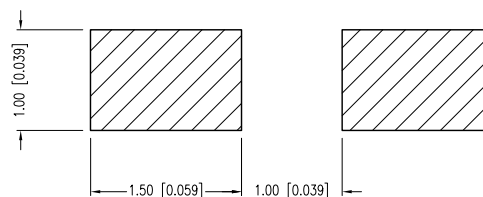


RECOMMENDED SOLDER PAD LAYOUT



| PART NUMBER | CCL-LX45SRT | REV. | G |
|-------------|--|------|------|
| DATE | E.C.N. NUMBER AND REVISION COMMENTS | | REV. |
| 11.20.95 | ADDED TAPE AND REEL SPEC. | | A |
| 12.18.95 | E.C.N. #10105. | | B |
| 11.09.98 | E.C.N. #10BRDR. & REDRAWN. | | C |
| 04.28.99 | E.C.N. #10511./POLARITY MARK SWITCHED. | | D |
| 06.17.99 | E.C.N. #10524./CHANGED HEIGHT. | | E |
| 12.04.06 | E.C.N. #11148. | | F |
| 04.12.11 | E.C.N. #10BRDR. & REDRAWN. | | G |

ELECTRO-OPTICAL CHARACTERISTICS TA =25°C If=20mA

| PARAMETER | MIN | TYP. | MAX | UNITS | TEST COND |
|--------------------|-----------------|------|-----|----------|-----------|
| PEAK WAVELENGTH | | 660 | | nm | |
| FORWARD VOLTAGE | | 1.8 | 2.1 | Vf | |
| REVERSE VOLTAGE | 5.0 | | | Vr | Ir=100μA |
| AXIAL INTENSITY | | 8.0 | | mcd | If=20mA |
| VIEWING ANGLE | | 180 | | 2x theta | |
| EMITTED COLOR: | RED | | | | |
| EPOXY LENS FINISH: | RED TRANSPARENT | | | | |

LIMITS OF SAFE OPERATION AT 25°C

| PARAMETER | MAX | UNITS |
|-----------------------|-------------|-------|
| PEAK FORWARD CURRENT* | 800 | mA |
| STEADY CURRENT | 30 | mA |
| POWER DISSIPATION | 130 | mW |
| DERATE FROM 25°C | -2.4 | mW/°C |
| OPERATING TEMP. | -30 TO +80 | °C |
| STORAGE TEMP. | -40 TO +120 | °C |

* t<10μS

*UNLESS OTHERWISE SPECIFIED TOLERANCES PER DECIMAL PRECISION ARE: X=±1 (±0.039), X.X=±0.5 (±0.020), X.XX=±0.25 (±0.010), X.XXX=±0.127 (±0.005). LEAD SIZE=±0.05 (±0.002), LEAD LENGTH=±0.75 (±0.030). MIN.= +DECIMAL PRECISION MAX.= +0.00 -DECIMAL PRECISION

UNCONTROLLED DOCUMENT



290 E. HELEN ROAD
PALATINE, IL 60067-6976
PHONE: +1.847.359.2790
FAX: +1.847.359.6538
WEB: WWW.LUMEX.COM

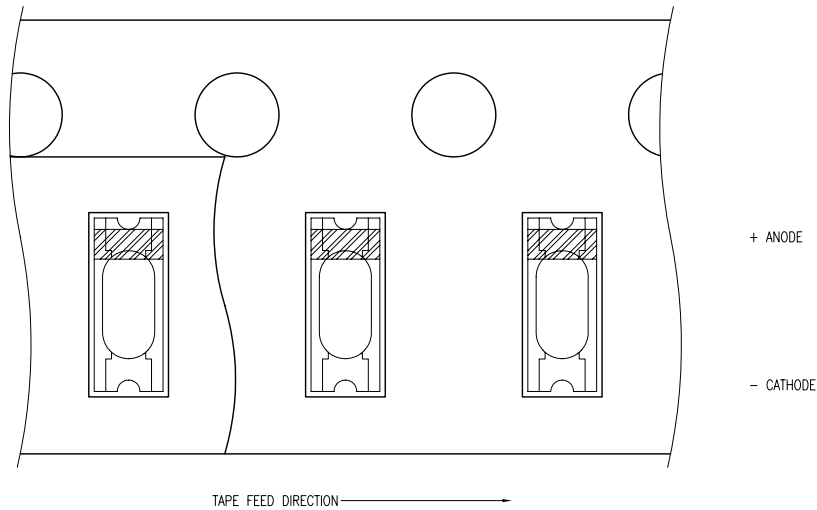
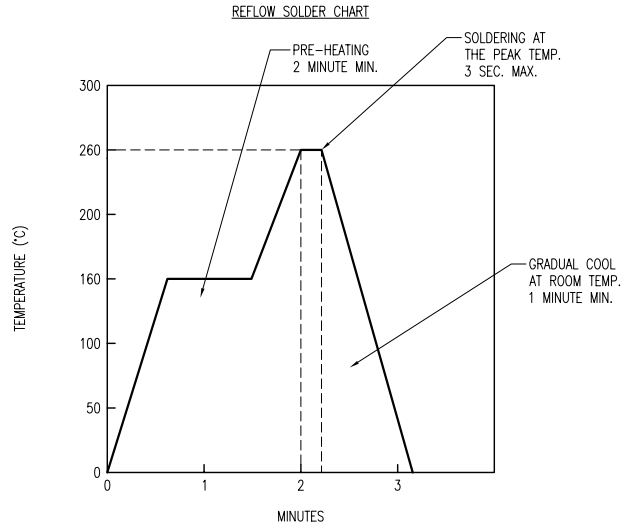
CERAMIC CHIP, SURFACE, MOUNT LED, RED TRANSPARENT, TAPE AND REEL.

THE SPECIFICATIONS MAY CHANGE AT ANY TIME WITHOUT NOTICE DUE TO NEW MATERIALS OR PRODUCT IMPROVEMENT.

CONFIDENTIAL INFORMATION
THE INFORMATION CONTAINED IN THIS DOCUMENT IS THE PROPERTY OF LUMEX INC. EXCEPT AS SPECIFICALLY AUTHORIZED IN WRITING BY LUMEX INC., THE HOLDER OF THIS DOCUMENT SHALL KEEP ALL INFORMATION CONTAINED HEREIN CONFIDENTIAL AND SHALL PROTECT SAME IN WHOLE OR IN PART FROM DISCLOSURE AND DISSEMINATION TO ALL THIRD PARTIES.

| | | | |
|--------|-----------|-----------|----|
| DATE: | 04.12.11 | DRAWN BY: | AB |
| PAGE: | 1 OF 2 | CHKD BY: | SS |
| SCALE: | NTS | APRVD BY: | JD |
| UNIT: | mm [INCH] | | Ⓟ |

| PART NUMBER | CCL-LX45SRT | REV. | G |
|-------------|--|------|------|
| DATE | E.C.N. NUMBER AND REVISION COMMENTS | | REV. |
| 11.20.95 | ADDED TAPE AND REEL SPEC. | | A |
| 12.18.95 | E.C.N. #10105. | | B |
| 11.09.98 | E.C.N. #10BRDR. & REDRAWN. | | C |
| 04.28.99 | E.C.N. #10511./POLARITY MARK SWITCHED. | | D |
| 06.17.99 | E.C.N. #10524./CHANGED HEIGHT. | | E |
| 12.04.06 | E.C.N. #11148. | | F |
| 04.12.11 | E.C.N. #10BRDR. & REDRAWN. | | G |



Mouser Electronics

Authorized Distributor

Click to View Pricing, Inventory, Delivery & Lifecycle Information:

Lumex:

CCL-LX45SRT