

KMT0 Series Nano-Miniature SMT Top Actuated

Features

- 3.0 x 2.6 mm footprint
- Smallest thickness with integrated actuator
- Extended life cycles
- IP68
- Ultra low current capabilities

Typical Applications

- Mobile Phones
- Hearing Aids
- MP3 accessories
- Bluetooth Headset
- Automotive keyless entry system
- Smoke and CO detectors
- E-readers
- Home automation remote controls



Specification

FUNCTION: momentary action, normally open
CONTACT ARRANGEMENT: 1 make contact = SPST, N.O.
TERMINALS: J lead type for SMT

Mechanical

TRAVEL (mm): 0.15 ± 0.1

	Operating force Newtons (grams)	Tactile Feeling	Operating Life
KMT011NGJLHS	1.0 (100) ± 25%	≥ 10%	300,000
KMT021NGJLHS	1.6 (160) ± 25%	≥ 30%	300,000
KMT071NGJLHS	2.3 (230) ± 25%	≥ 30%	300,000
KMT031NGJLHS	3.4 (340) ± 25%	≥ 30%	300,000

	Operating force Newtons (grams)	Tactile Feeling	Operating Life
KMT012NGJLHS	1.0 (100) ± 25%	≥ 10%	1,000,000
KMT022NGJLHS	1.6 (160) ± 25%	≥ 30%	600,000
KMT072NGJLHS	2.3 (230) ± 25%	≥ 30%	600,000

Electrical

MAXIMUM POWER:	0.5 VA
MAXIMUM VOLTAGE:	32 VDC
MINIMUM VOLTAGE:	20 mV
MAXIMUM CURRENT DC:	50 mA
MINIMUM CURRENT DC:	1 mA
DIELECTRIC STRENGTH:	≥ 250 Vrms (1mn)
CONTACT RESISTANCE:	≤ 150 mΩ
INSULATION RESISTANCE:	≥ 50 MΩ
BOUNCE TIME:	≤ 6 ms

Environmental

OPERATING TEMPERATURE: -40°C to 85°C
STORAGE TEMPERATURE: -55°C (10 days) +85°C (4 days)

Process

SOLDERING: This component is suited to the following methods:
– Lead free reflow soldering process in accordance with IEC 61760-1.

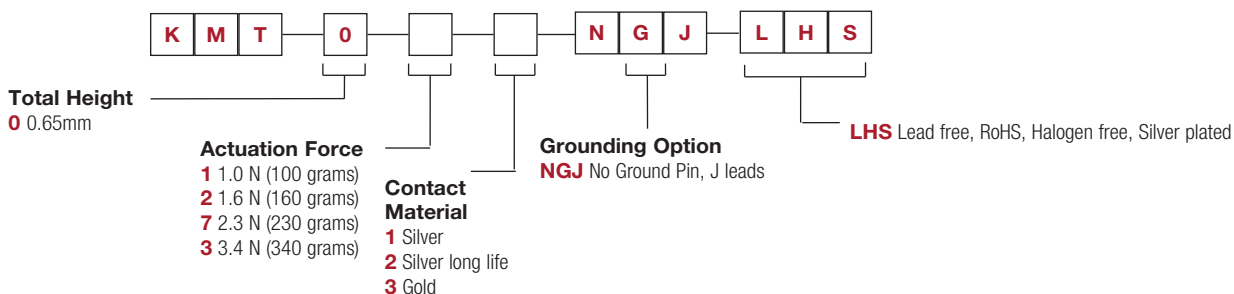
Packaging

In reels of 5,000 pieces.
Dimensions of reels according to EIA 481B
External diameter 180 mm

NOTE: Specifications listed above are for switches with standard options.
For information on specific and custom switches, consult Customer Service Center.

Part Number Description

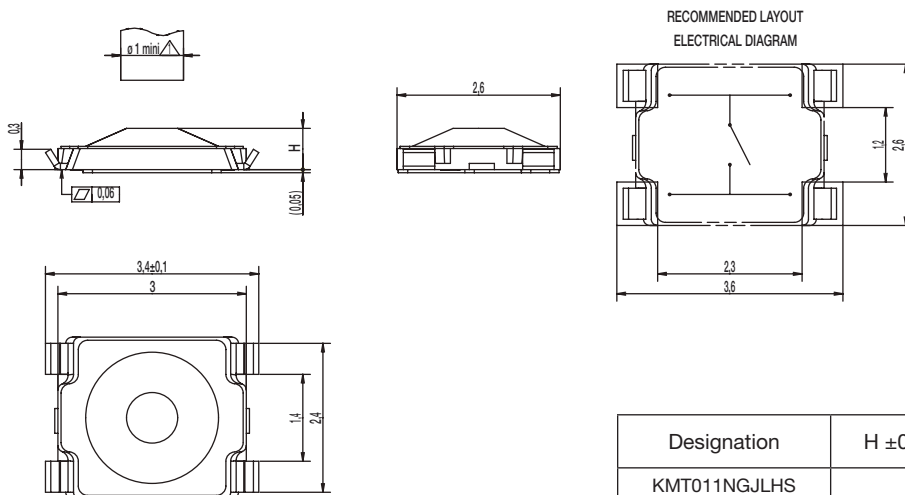
For any part number different from those listed above, please consult your local representative.



KMT0 Series

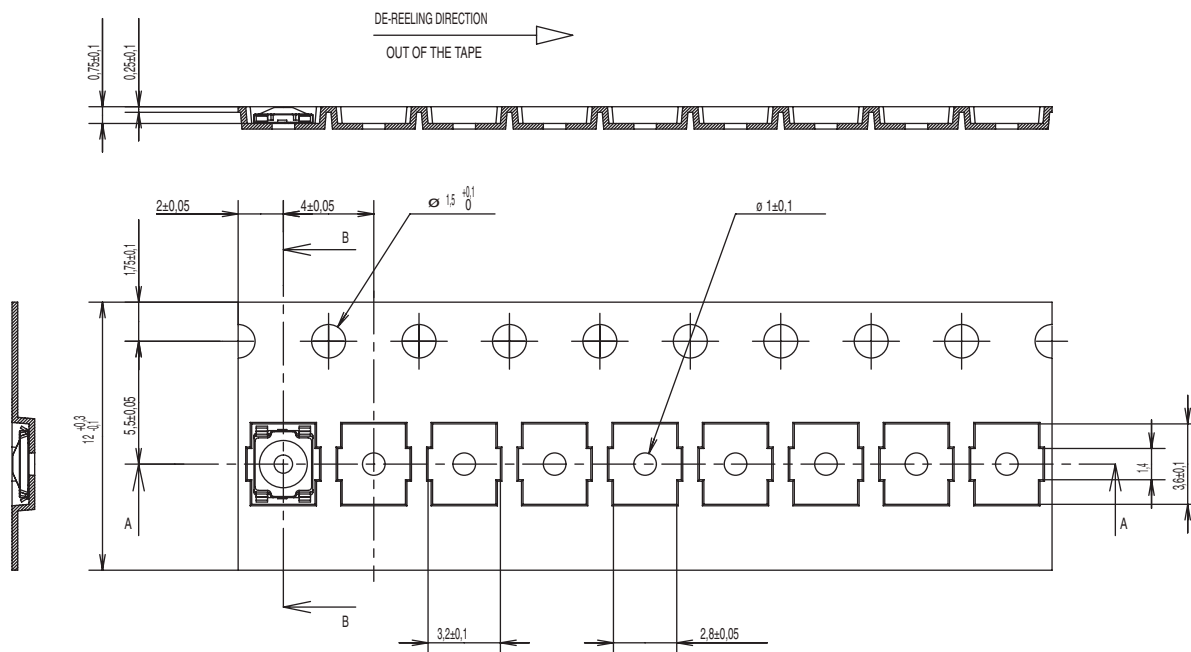
Nano-Miniature SMT Top Actuated

Minimum actuator diameter is 1.0 mm. It is recommended to enlarge this diameter to a full flat surface covering the switch.



Designation	H ±0.07
KMT011NGJLHS	0.63
KMT021NGJLHS	
KMT031NGJLHS	0.65
KMT071NGJLHS	

TAPE & REEL



Dimensions are shown: mm
Specifications and dimensions subject to change

Mouser Electronics

Authorized Distributor

Click to View Pricing, Inventory, Delivery & Lifecycle Information:

C&K Switches:

[KMT011 NGJ LHS](#) [KMT021 NGJ LHS](#) [KMT031 NGJ LHS](#) [KMT071 NGJ LHS](#) [KMT012NGJLHS](#) [KMT022NGJLHS](#)
[KMT072NGJLHS](#) [KMT023NGJLHG](#) [KMT031NGJLHS](#) [KMT021NGJLHS](#) [KMT013NGJLHG](#) [KMT 033 NGJ LHG](#)
[KMT0D1NGJLHS](#) [KMT012 NGJ LHS](#) [KMT022 NGJ LHS](#) [KMT072 NGJ LHS](#)