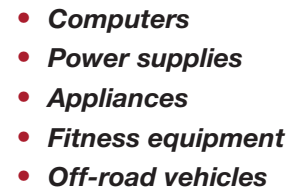


UL[®]
US

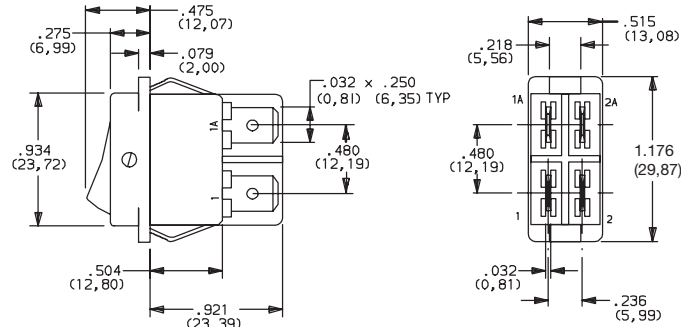


DF Series Power Rocker Switches

SWITCH FUNCTION

NO. POLES	MODEL NO.	SWITCH FUNCTION		CONNECTED TERMINALS		SCHEMATIC
		POS. 1	POS. 2	POS. 1	POS. 2	
SP	DF52	OFF	ON	OPEN	1-1A	SPST
DP	DF62	OFF	ON	OPEN	1-1A, 2-2A	DPST

Part Number shown DF62J12S215QA



Actuator shown in Pos. 1

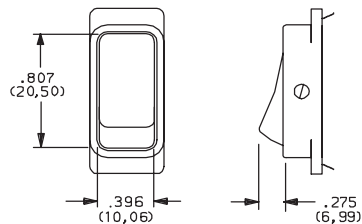
NO. POLES	MODEL NO.	POS. 1	POS. 2	POS. 3	POS. 1	POS. 2	POS. 3	SCHEMATIC
SP	DF72	OFF	ON	ON	OPEN	1 / 2-2A	1 / 2-1A 1 / 2-2A	POS. 1 POS. 2 POS. 3

All models

ACTUATOR

ACTUATOR COLOR

J1 ROCKER



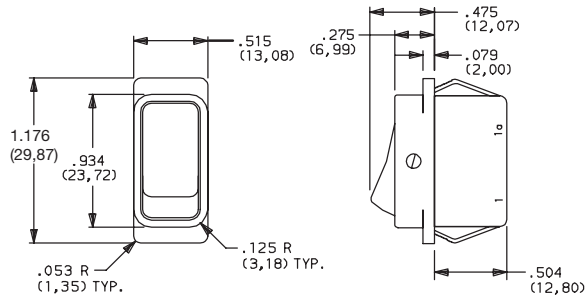
OPTION CODE	ACTUATOR COLOR
2	BLACK
1	WHITE

NOTE: Actuator finish: matte. Other colors available, consult Customer Service Center.

DF Series Power Rocker Switches

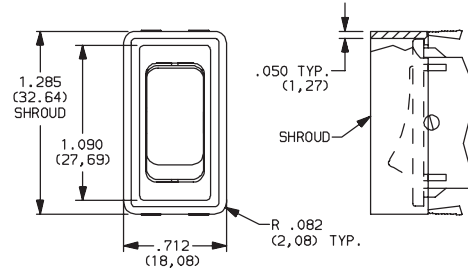
HOUSING STYLE/COLOR

S SUB-PANEL



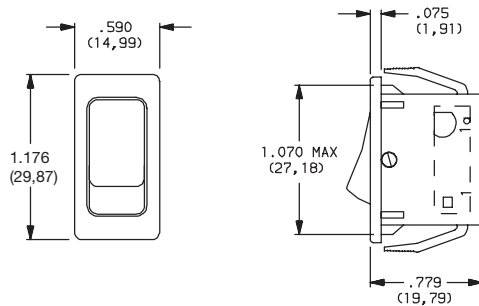
NOTE: DF52 & DF62 models only.

G2 ACTUATOR GUARD



NOTE: Not available with 'A' termination.
Available in black only.

P PANEL



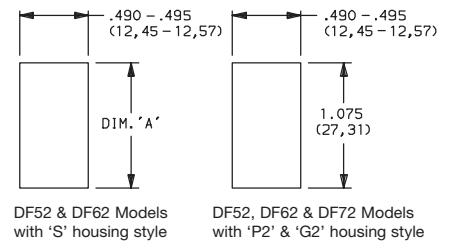
NOTE: Not available with 'A' termination.
Available in black only.

OPTION CODE	HOUSING COLOR
2	(STD.) BLACK
1	WHITE

NOTE: Housing finish: matte. Other colors available, consult Customer Service Center.

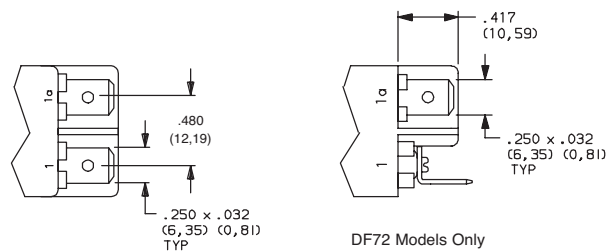
PANEL MOUNTING

PANEL THICKNESS	DIM 'A'
.029-.048 (0,74) (1,22)	1.021 (25,93)
.048-.078 (1,22) (1,98)	1.029 (26,14)
.078-.117 (1,98) (2,97)	1.045 (26,54)
.075-.140 (1,91) (3,56)	1.075 (27,31)

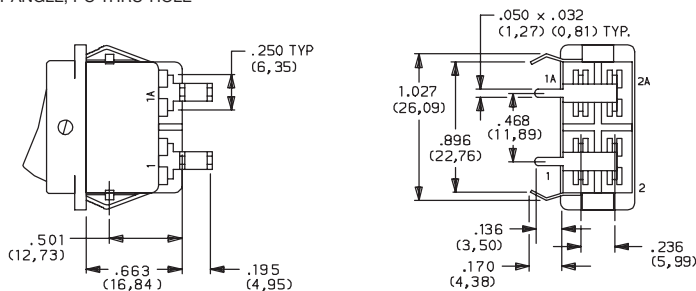


TERMINATIONS

15 QUICK CONNECT



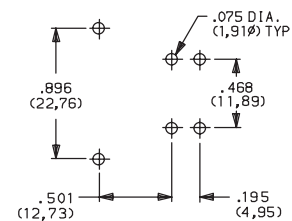
A RIGHT ANGLE, PC THRU-HOLE



Actuator shown in Pos. 1

NOTE: DF52 and DF62 Models Only

PC MOUNTING



Dimensions are shown: Inches (mm)
Specifications and dimensions subject to change

Rocker



G

C&K

DF Series Power Rocker Switches

ACTUATOR MARKINGS

NONE

NO MARKING

D

ON-OFF

H

O |

P

O -

NOTE:

Orientation of actuator markings and terminals.

'D, H, & P' marking options: marking color white, standard for all actuator colors except white.
Marking color black, standard for white actuators. Consult Customer Service Center for other available marking colors.

CONTACT MATERIAL

OPTION CODE	CONTACT AND TERMINAL MATERIAL	RATINGS	
QA	SILVER ^{1,2}	POWER	16 AMPS @ 125, 250 V AC; 1/4 HP @ 125 V AC; 1/2 HP @ 250 V AC; 6 AMPS @ 48 V DC (UL), 2 AMPS @ 60 V DC, 11 AMPS @ 30 V DC
			16 AMPS @ 125, 250 V AC; 1/4 HP @ 125 V AC; 1/2 HP @ 250 V AC (UL)

* Note:

See Technical Data section of this catalog for RoHS compliant and compatible definitions and specifications.

¹ CONTACTS:

Fine silver, silver plated.

All models

² TERMINALS:

Copper, silver plated.

AVAILABLE HARDWARE

Actuator Guard

PART NO.

285B02000

Material: Nylon 6/6

Finish: Matte

Mouser Electronics

Authorized Distributor

Click to View Pricing, Inventory, Delivery & Lifecycle Information:

C&K Switches:

[DF52J12S215PQF](#) [DF62J12S2AHQA](#) [DF62J12S215QA](#) [DF62J12S215PQF](#) [DF62J12S215PQA](#) [DF62J12S215HQF](#)
[DF62J12S2APQF](#) [DF62J12S2AQA](#) [DF52J12G215PQA](#) [DF52J12P215HQA](#) [DF52J12P215PQF](#) [DF52J12S215DQA](#)
[DF52J12S215PQA](#) [DF52J12S2AHQF](#) [DF62J11S2APQF](#) [DF62J12P215QA](#) [DF52J12G215HQF](#) [DF52J12P215DQA](#)
[DF52J12P215QF](#) [DF52J12S215HQA](#) [DF62J11S1AHQF](#) [DF62J12G215HQF](#) [DF62J12G215PQF](#)
[DF62J12P215DQF](#) [DF62J12P215HQF](#) [DF62J12P215PQF](#) [DF62J12S215DQA](#) [DF62J12S215DQF](#) [DF62J12S215QF](#)
[DF62J12S2AHQF](#) [DF62J12S2APQA](#) [DF62J12S2AQF](#) [DF72J12P215QA](#) [DF72J12P215QF](#)