

D Series Miniature Snap-in Power Rocker Switches

Features/Benefits

- **Momentary and maintained models**
- **PC and quick connect terminals**
- **Recessed bracket available — prevents accidental actuation**
- **RoHS compliant**

Typical Applications

- **Small appliances**
- **Computers and peripherals**
- **Medical instrumentation**



Specifications

CONTACT RATING: D10X and D20X Models: 4 AMPS @ 125 V AC;
2 AMPS @ 250 V AC. D50X and D60X Models: 10 AMPS @
125 V AC; 5 AMPS @ 250 V AC.

ELECTRICAL LIFE: 10,000 make-and-break cycles at full load.

INSULATION RESISTANCE: $10^9 \Omega$ min.

DIELECTRIC STRENGTH: 1,000 Vrms min. @ sea level.

NOTE: Specifications and materials listed above are for standard switches.
For information on specific and custom switches, consult Customer Service Center.

Materials

ACTUATOR & HOUSING: 6/6 nylon (UL 94V-2), color black,
finish: matte.

MOVABLE CONTACTS: D10X and D20X Models: Copper, silver plated.
D50X and D60X Models: Coin silver, silver plated.

STATIONARY CONTACTS AND TERMINALS: Copper or brass,
silver plated.

CONTACT SPRING: Music wire or stainless steel.

OPERATING TEMPERATURE: -30°C to +65°C

Build-A-Switch








To order, simply select desired option from each category and place in the appropriate box. Available options are shown and described on pages G-62 through G-65. For additional options not shown in catalog, consult Customer Service Center.

Switch Function	Actuator	Actuator Color	Mounting Style/Color	Terminations	Actuator Markings	Contact Material
D101 SPDT, On-None-On	J1 Rocker	2 Black	S2 Snap-in, black	15 Quick connect	NONE No marking	QA Silver (UL/CSA)
D102 SPST, On-None-Off	J5 Lever	1 White	B2 Recessed snap-in actuator guard, black	A Right angle, PC thru-hole	D ON-OFF	
D103 SPDT, On-Off-On		3 Red	G2 Actuator guard, black	02 PC Thru-hole	H 0 I	
D105 SPDT, Mom.-Off-Mom.			S1 Snap-in, white	05 Twisted quick connect	N Large dot	
D108 SPDT, Mom.-None-On				06 Extended PC thru-hole	P 0 -	
D201 DPDT, On-None-On				17 Wireable quick connect	R Red rectangle on end	
D202 DPST, On-None-Off					U Large dot on end	
D203 DPDT, On-Off-On						
D501 SPDT, On-None-On						
D502 SPST, On-None-Off						
D503 SPDT, On-Off-On						
D508 SPDT, Mom.-None-On						
D601 DPDT, On-None-On						
D602 DPST, On-None-Off						
D608 DPDT, Mom.-None-On						

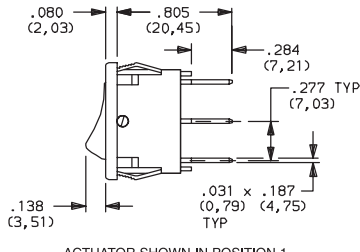


D Series
Miniature Snap-in Power Rocker Switches

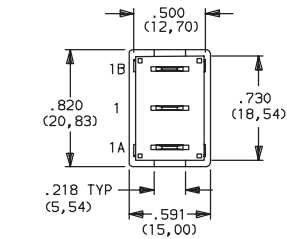
SWITCH FUNCTION 

NO. POLES	MODEL NO.	AMP RATING*	SWITCH FUNCTION			CONNECTED TERMINALS			SCHEMATIC
			POS. 1	POS. 2	POS. 3	POS. 1	POS. 2	POS. 3	
									
SP	D102 D502	4 10	ON	NONE	OFF	1-1A	N/A	OPEN	SPST 
	D101 D501	4 10	ON	NONE	ON			OPEN	1-1B
	D103 D503	4 10		OFF					
	D105	4	MOM.	OFF	MOM.		N/A		
	D108 D508	4 10	MOM.	NONE	ON				

SPDT




ACTUATOR SHOWN IN POSITION 1

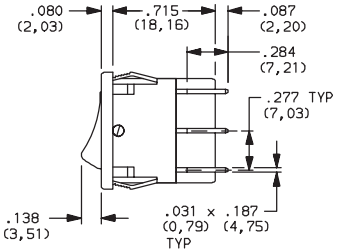


TERMINAL NOS.
FOR REF. ONLY

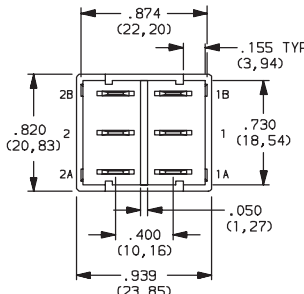
Part number shown: D101J12S215QA

DP	D202 D602	4 10	ON	NONE	OFF	1-1A, 2-2A	N/A	OPEN	DPST 
	D201 D601	4 10	ON	NONE	ON			OPEN	1-1B, 2-2B
	D203	4		OFF					
	D608	10	MOM.	NONE			N/A		

DPDT




ACTUATOR SHOWN IN POSITION 1



TERMINAL NOS.
FOR REF. ONLY

Part number shown: D201J12S215QA

MOM. = Momentary
*AMP RATING: D10X and D20X models: 4 AMPS @ 125 V AC; 2 AMPS @ 250 V AC. D50X and D60X models: 10 AMPS @ 125 V AC; 5 AMPS @ 250 V AC.
All models  See CONTACT MATERIALS, page G-65.

Rocker



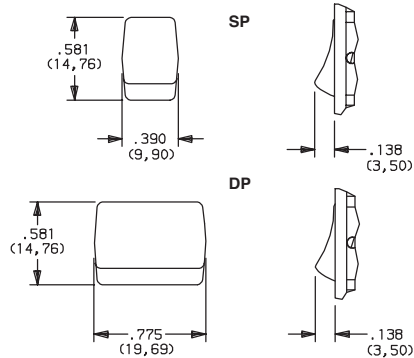
Dimensions are shown: Inches (mm)
Specifications and dimensions subject to change

www.ck-components.com

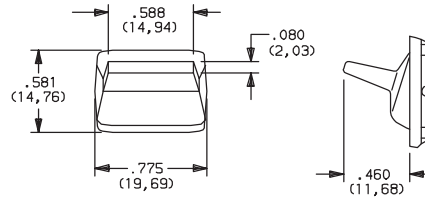
D Series Miniature Snap-in Power Rocker Switches



J1 ROCKER



J5 LEVER



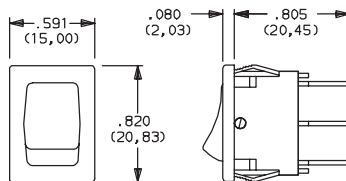
OPTION CODE	ACTUATOR COLOR
2	BLACK
1	WHITE
3	RED

NOTE: Actuator finish: matte. Other colors available, consult Customer Service Center.

'J5' actuator available only with DP models D201, D202, D601 and D602.

MOUNTING STYLE/COLOR

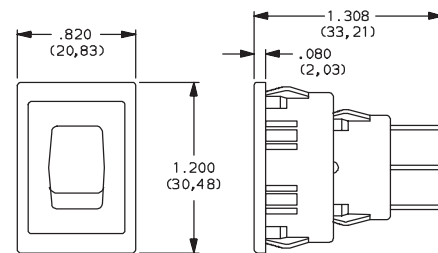
S SNAP-IN



OPTION CODE	HOUSING COLOR
2	(STD.) BLACK
1	WHITE

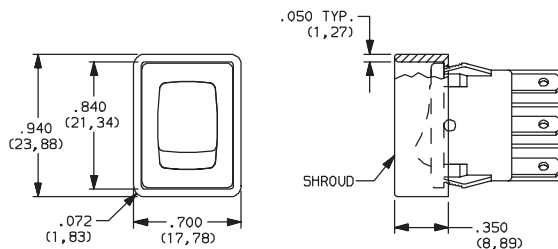
NOTE: Frame finish on housing: matte. Other colors available, consult Customer Service Center.

B2 RECESSED SNAP-IN ACTUATOR GUARD, BLACK



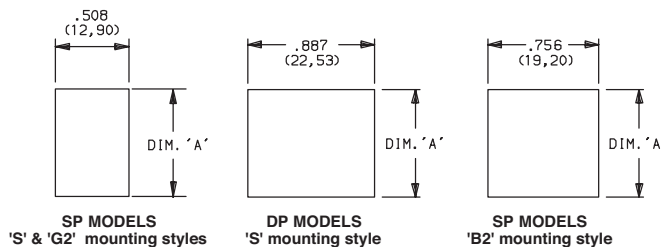
NOTE: Vertical mount, SP models only.

G2 ACTUATOR GUARD, BLACK



NOTE: Vertical mount, SP models only.

PANEL MOUNTING



PANEL THICKNESS	DIM 'A' SP & DP MODELS 'S' MOUNTING STYLE	DIM 'A' WITH 'G2' OPTION SP MODELS ONLY	DIM 'A' SP MODELS 'B' MOUNTING STYLE
.030-.049 (0,76) (1,24)	.756 (19,20)	.764 (19,41)	1.068 (27,13)
.049-.079 (1,24) (2,01)	.764 (19,41)	.780 (19,81)	1.076 (27,33)
.079-.118 (2,01) (3,00)	.780 (19,81)	n/a	1.092 (27,74)

NOTE: Blank insert available for SP models only, see page G-65.



Dimensions are shown: Inches (mm)
 Specifications and dimensions subject to change

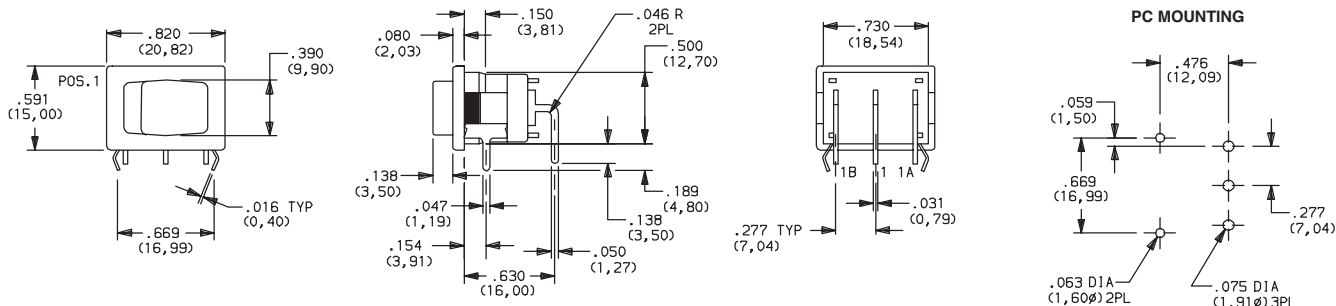
www.ck-components.com



D Series Miniature Snap-in Power Rocker Switches

TERMINATIONS

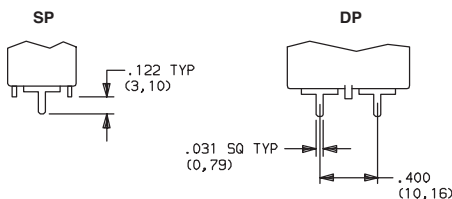
A RIGHT ANGLE, PC THRU-HOLE



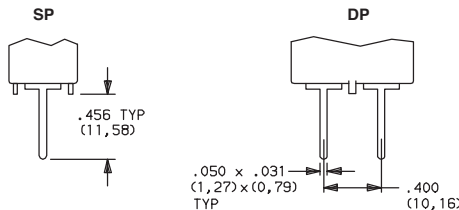
Available with D101, D102, D501, D502 SP models only.

TERMINATIONS

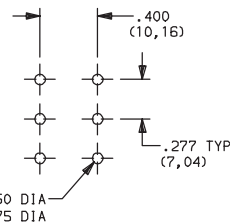
02 PC THRU-HOLE



06 EXTENDED PC THRU-HOLE



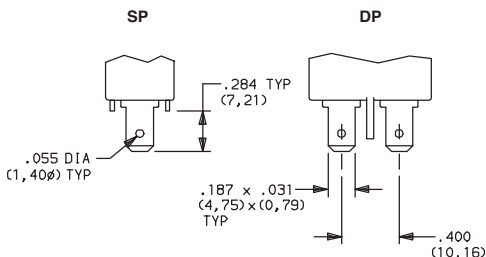
PC MOUNTING (02 and 06)



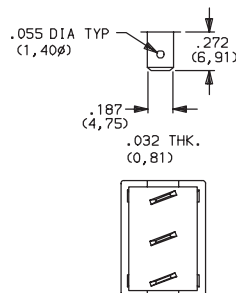
Available with DX01 and DX02 models only.

Available with DX01 and DX02 models only.

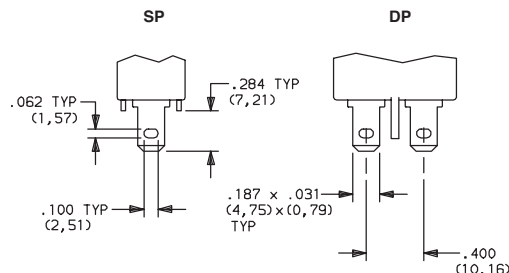
15 QUICK CONNECT



05 TWISTED QUICK CONNECT



17 WIRABLE QUICK CONNECT



Available with DX01 and DX02 models only.

NOTE: Terminals are twisted.

Available with DX01 and DX02 models only.

ACTUATORS

NONE NO MARKING

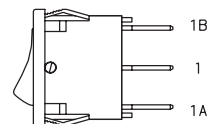
D ON-OFF

H O |

N LARGE DOT

P O -

R RED RECTANGLE U LARGE DOT ON END ON END



NOTE: Orientation of actuator markings and terminals.

'D, H, P & U' marking options: marking color white, standard for all actuator colors except white. Black marking color, standard for white actuators. 'R & N' marking option: red marking color, standard. Consult Customer Service Center for other available marking colors.



Dimensions are shown: Inches (mm)

Specifications and dimensions subject to change


www.ck-components.com

D Series Miniature Snap-in Power Rocker Switches

CONTACT MATERIAL

OPTION CODE	CONTACT AND TERMINAL MATERIAL	RATINGS	
QA	SILVER ¹	POWER	D10X and D20X MODELS: 4 AMPS @ 125 V AC; 2 AMPS @ 250 V AC (UL/CSA). D50X and D60X MODELS: 10 AMPS @ 125 V AC; 5 AMPS @ 250 V AC (UL/CSA).

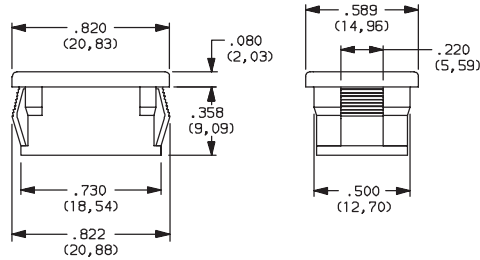
¹MOVABLE CONTACT: D10X and D20X MODELS: Copper, silver plated.
D50X and D60X MODELS: Coin silver, silver plated.

All models 

STATIONARY CONTACTS & TERMINALS: Copper or brass, silver plated.

AVAILABLE HARDWARE

Insert
SP Only



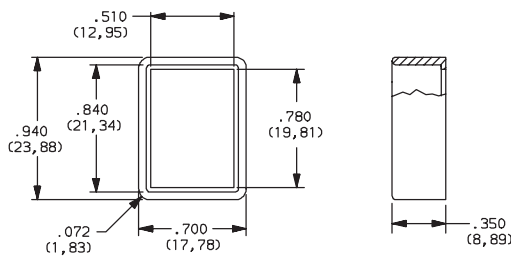
PART NO.
057190200 BLACK
Material: Nylon 6/6
Finish: Matte

Recessed Actuator Guard,
SP Only



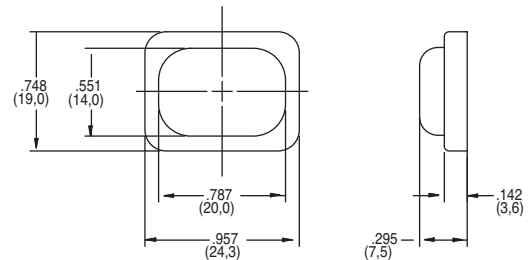
599D02000 BLACK
Material: 6/6 Nylon
Finish: Matte

Actuator Guard



PART NO.
104C22000
Material: PBT thermoplastic
Finish: Matte

PART NO.
216C00000 IP65 SPLASH PROOF RUBBER BOOT



Mouser Electronics

Authorized Distributor

Click to View Pricing, Inventory, Delivery & Lifecycle Information:

[C&K Switches:](#)

[D101J12B215HQA](#) [D503J12S205DQA](#) [D103J12S205NQA](#) [D105J12G205DQA](#)