

# 9000 Series Power Toggle Switches


## Features/Benefits

- Power ratings up to 10 AMPS
- Double pole models
- Locking lever options available
- Wide variety of actuator styles
- RoHS compliant and compatible



## Typical Applications

- Shut-off switch
- Small equipment



## Specifications

CONTACT RATING: 9201 Model: 6 AMPS @ 120 V AC or 28 V DC; 3 AMPS @ 250 V AC. 9221 Model: 10 AMPS @ 125 V AC or 28 V DC; 5 AMPS @ 250 V AC.

ELECTRICAL LIFE: 25,000 make-and-break cycles at full load.

CONTACT RESISTANCE: Below 10 m  $\Omega$  typ. initial @ 2-4 V DC, 100 mA.

INSULATION RESISTANCE: 10<sup>9</sup>  $\Omega$  min.

DIELECTRIC STRENGTH: 2,500 Vrms min. @ sea level.

OPERATING TEMPERATURE: -30°C to 85°C.

SOLDERABILITY: Per MIL-STD-202F method 208D, or EIA RS-186E method 9 (1 hour steam aging).

**NOTE:** Any models supplied with Q contact material are RoHS compliant and compatible.

**NOTE:** Specifications and materials listed above are for switches with standard options. For information on specific and custom switches, consult Customer Service Center.

## Materials

CASE: Diallyl phthalate (DAP) (UL 94V-0).

ACTUATOR: Brass, chrome plated.

BUSHING: Brass or zinc, nickel plated.

HOUSING: Stainless steel.

SWITCH SUPPORT: Brass or steel, matte-tin plated.

END CONTACTS: 9201 Model: Coin silver, silver plated.  
9221 Model: Silver cadmium oxide.

CENTER CONTACTS: Copper alloy, silver plated

ALL TERMINALS: 9201 Model: Copper alloy, silver plated.  
9221 Model: Copper alloy, matte-tin plated.

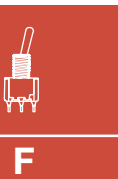
TERMINAL SEAL: Epoxy.

HARDWARE: Nut & Locking ring: Brass, nickel plated.  
Lockwasher: Steel, nickel plated.

## Build-A-Switch

To order, simply select desired option from each category and place in the appropriate box. Available options are shown and described on pages F-43 thru F-47. For additional options not shown in catalog, consult Customer Service Center.

<div>Switch Function</div> <div><div>9201</div>DPDT, On-On, 6 Amps</div> <div><div>9221</div>DPDT, On-On, 10 Amps</div>
---



Toggle



Dimensions are shown: Inches (mm)  
Specifications and dimensions subject to change

9000 Series  
Power Toggle Switches

SWITCH FUNCTION

NO. POLES	MODEL NO.	RATING*	SWITCH FUNCTION		CONNECTED TERMINALS		SCHEMATIC
			POS. 1	POS. 2	POS. 1	POS. 2	
			KEYWAY	KEYWAY	KEYWAY	KEYWAY	
DP	9201	6 AMPS	ON	ON	2-3,5-6	2-1,5-4	
	9221	10 AMPS	ON	ON			

**DPDT**

Labels: KEYWAY, EPOXY SEAL, POS. 1, POS. 2, 1/4 40 UNS-2A, .115 DIA. (2,920), .100 (2,54), .275 TYP. (6,98), .030 TYP. (0,76), .410 (10,41), .296 (7,52), .660 (16,76), .155 (3,94), .750 (19,05), .400 (10,16), .750 (19,05).

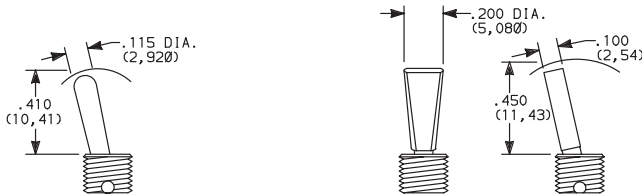
Part number shown: 9201SH3ZQE

Terminal Nos.  
Molded On Side Of Case

\* See CONTACT MATERIAL, page F-47, for complete ratings.  
All 9000 Series models meet international dimensional and electrical requirements.   
9221 model must be ordered with Z4 terminations and D seal option.

ACTUATOR

- S** ANTIROTATION, .410" HIGH      **P3** FLATTED, ANTIROTATION, .450" HIGH

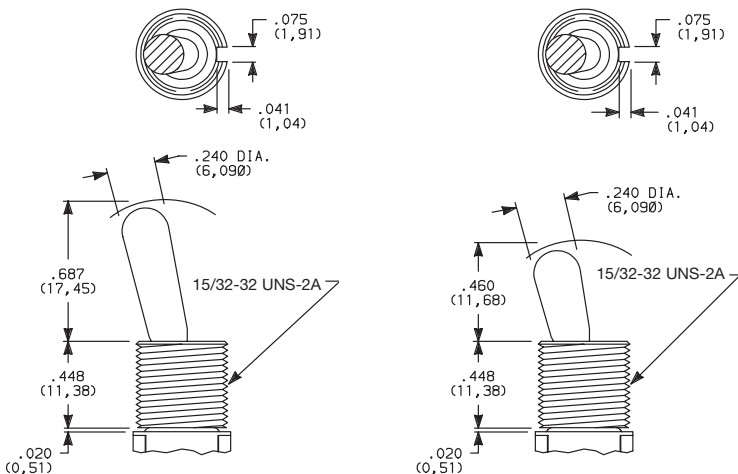


OPTION CODE	ACTUATOR FINISH
NONE	NATURAL ALUMINUM—With Nickel Plated Bushing
2	BLACK

**NOTE:** Black hardware is supplied when either black actuators or bushings are specified. All hardware is available separately, see Section N.  
Antirotation is standard on all actuators, provides 'anti-push-in' feature on actuator.

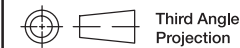
Dress nut part number: 709901201 supplied standard with P3 actuator.

- T** .687" HIGH, 15/32 BUSHING      **T1** .460" HIGH, 15/32 BUSHING



OPTION CODE	ACTUATOR FINISH
NONE	BRIGHT CHROME—With Nickel Plated Bushing
2	BLACK

**NOTE:** Bushing option code not required for T & T1 actuators unless CW splashproof bushing ordered.  
Black hardware is supplied when either black actuators or bushings are specified. All hardware is available separately, see Section N.  
Antirotation is standard on all actuators except T & T1, provides 'anti-push-in' feature on actuator.



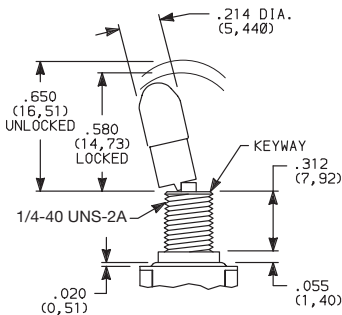
Third Angle  
Projection

Dimensions are shown: Inches (mm)  
Specifications and dimensions subject to change

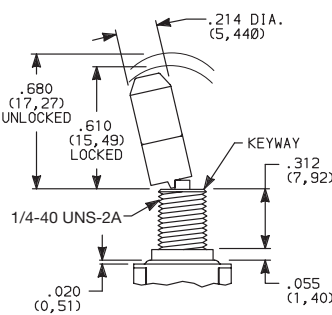
# 9000 Series Power Toggle Switches

## ACTUATOR

**K** LOCKING LEVER, .650" HIGH, THREADED



**K1** LOCKING LEVER, .680" HIGH, THREADED



### Locking Positions

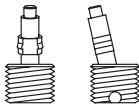


2 Position Lock

**NOTE:** To prevent accidental actuation, toggles must be lifted before being actuated. When released, toggles again lock in place. Bushing option code not required. Overtightening mounting nut may cause actuator to bind.

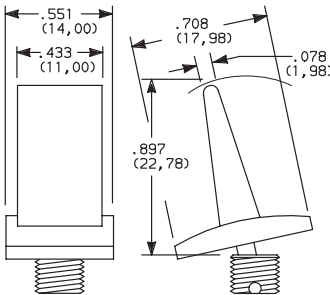
OPTION CODE	ACTUATOR CAP FINISH
<b>NONE</b>	NATURAL ALUMINUM—With Nickel Plated Bushing
<b>2</b>	BLACK ANODIZED ALUMINUM

**L40** LEVER HANDLE WITHOUT CAP



No color choice required.

**L43** PLASTIC LEVER HANDLE WITH ANTIROTATION AND CAP, P/N 4812



Finish: Matte

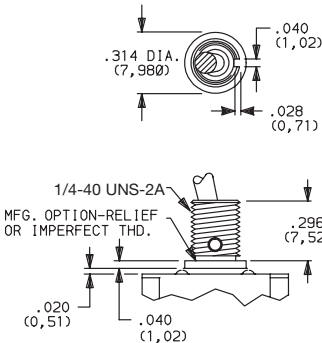
OPTION CODE	ACTUATOR CAP COLOR
<b>2</b>	BLACK
<b>NONE</b>	No Actuator Color (L40 option)

Other colors available, consult Customer Service Center.

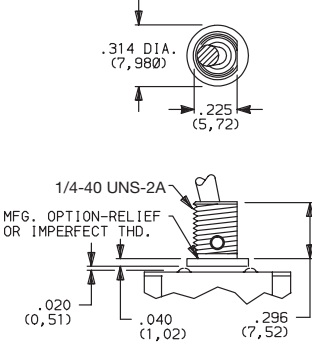
**NOTE:** Lever handle actuator L43 supplied, but not installed. For interchangeability, order L40 actuator option and order lever handles separately, see page F-47. Antirotation is standard on all actuators, provides 'anti-push-in' feature.

## BUSHING

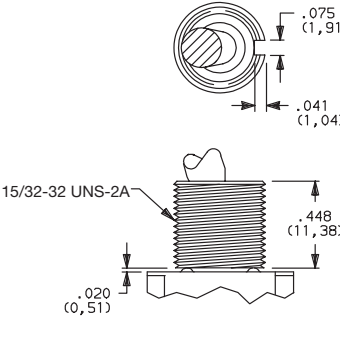
**H3** .296" HIGH, THREADED, KEYWAY



**H** .296" HIGH, THREADED, FLAT



**CW** SPLASHPROOF, 15/32 BUSHING



Will withstand 12 in./lbs. of torque with no distortion.

For T & T1 actuators only.

**NOTE:** Two mounting nuts, locking ring and lockwasher supplied standard with threaded bushings. Black hardware is supplied when either black bushings or actuators are specified. Optional mounting nut and locking ring styles and finishes available, see Section N.

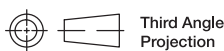
Internal actuator seal standard. External bushing seal available separately from APM Hexseal, part # MFS-60064.

OPTION CODE	BUSHING FINISH
<b>NONE</b>	NICKEL
<b>2</b>	BLACK



**F**

Toggle

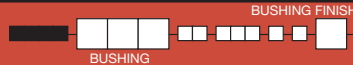


Dimensions are shown: Inches (mm)  
Specifications and dimensions subject to change



# 9000 Series Power Toggle Switches

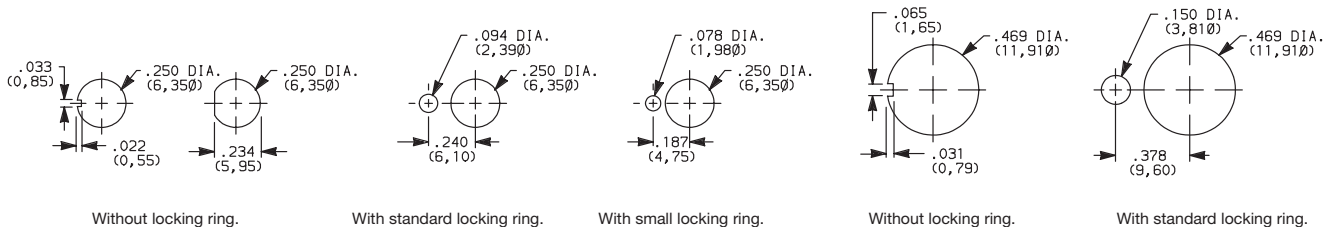
## BUSHING



### PANEL MOUNTING

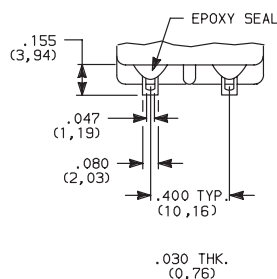
1/4-40 UNS-2A

15/32-32 UNS-2A

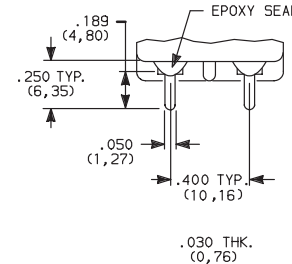


## TERMINATIONS

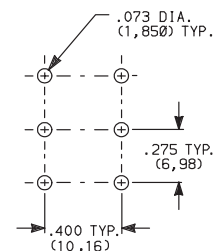
### Z SOLDER LUG



### C PC THRU-HOLE



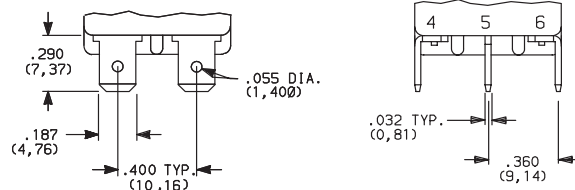
### PC MOUNTING



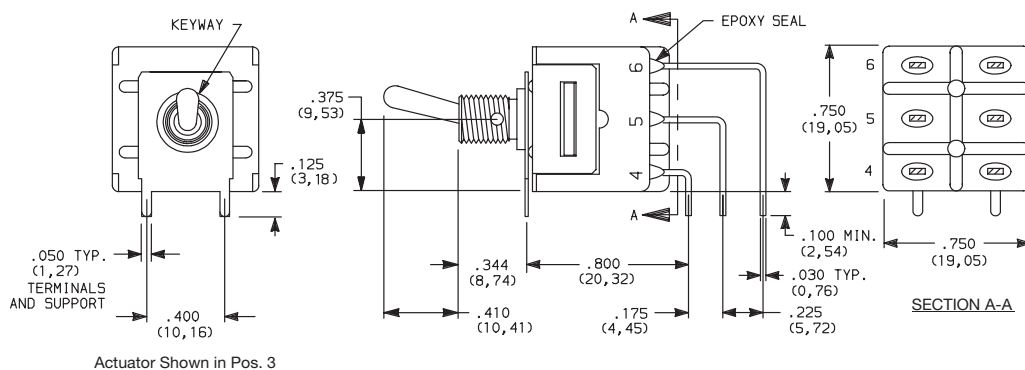
### Z4 .187" QUICK CONNECT

#### 9221 Only

**NOTE:** Only termination available with 9221 model. Must be ordered with D seal option. Mates with standard .187 Nema female connector.

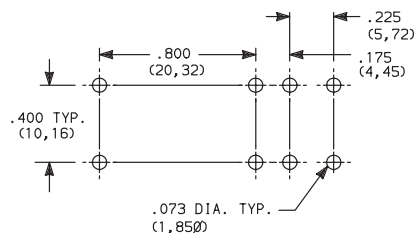


### AV2 VERTICAL RIGHT ANGLE, PC THRU-HOLE



9201SH3AV2QE  
Vertical Actuation  
DPDT

### PC MOUNTING



Terminal Nos.  
For Reference Only



Dimensions are shown: Inches (mm)  
Specifications and dimensions subject to change

www.ck-components.com

# 9000 Series Power Toggle Switches




## CONTACT MATERIAL

OPTION CODE	MODEL	CONTACT MATERIAL	TERMINAL PLATING	RATINGS	
Q	9201	SILVER <sup>1,2</sup>	SILVER OR TIN <sup>2,5</sup>	POWER	6 AMPS @120 V AC OR 28 V DC; 3 AMPS @ 250 V AC.
	9221	SILVER CADMIUM OXIDE <sup>3,4,6</sup>	TIN <sup>5</sup>		10 AMPS @125 V AC OR 28 V DC; 5 AMPS @ 250 V AC.

\* Note: See Technical Data section of this catalog for RoHS compliant and compatible definitions and specifications.

- <sup>1</sup> END CONTACTS: Coin silver, silver plated.
- <sup>2</sup> CENTER CONTACTS & ALL TERMINALS: Copper alloy, silver plated.
- <sup>3</sup> END CONTACTS: Silver cadmium oxide.
- <sup>4</sup> CENTER CONTACTS: Copper alloy, silver plated.
- <sup>5</sup> Z4 TERMINALS ONLY: Copper alloy, matte-tin plated.
- <sup>6</sup> Cadmium in electrical switch contacts is exempt from RoHS.

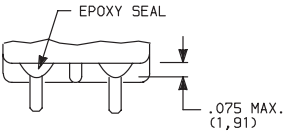
**NOTE:** Any models supplied with Q contact material are RoHS compliant.

All 9000 Series models meet international dimensional and electrical requirements.   

9221 model must be ordered with Z4 terminations and D seal option.

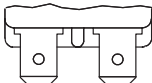
## SEAL

**E** EPOXY SEAL



Not available with 9221 model or Z4 terminations.

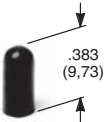
**D** NO EPOXY SEAL



Must be ordered with 9221 model and Z4 termination.

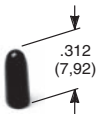
## AVAILABLE HARDWARE

Cap  
Compatible with S actuator




**PART NO.**  
**896801000** WHITE  
**896802000** BLACK  
**896803000** RED  
 Material: Polyethylene  
 Finish: Matte

Cap  
Compatible with S actuator



**PART NO.**  
**706201000** WHITE  
**706202000** BLACK  
**706203000** RED  
 Material: Vinyl  
 Finish: Matte

L43 Actuator

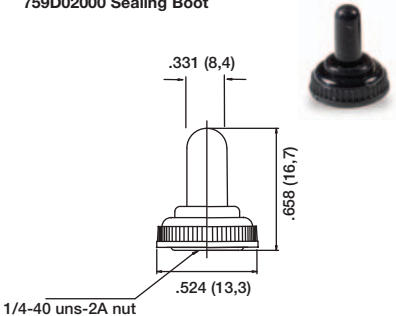


**PART NO.**  
**481202000** BLACK  
**481203000** RED  
 Material: Nylon  
 Finish: Matte

**NOTE:** Additional nuts, locking rings and lockwashers available separately, see Section N.

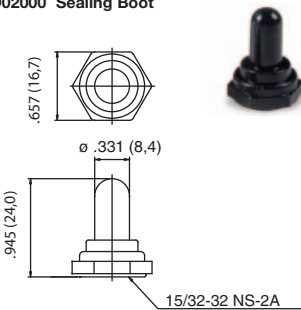
Other colors available, consult Customer Service Center.

759D02000 Sealing Boot



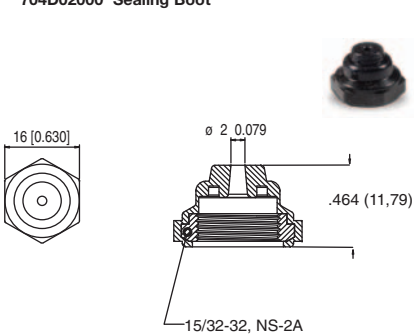
**NOTE:** For use with S actuator style when combined with H3 and H bushings

703D02000 Sealing Boot

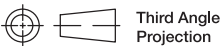


**NOTE:** For use with T style actuator

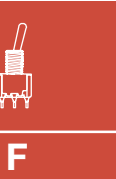
704D02000 Sealing Boot



**NOTE:** For use with T style actuator



Dimensions are shown: Inches (mm)  
 Specifications and dimensions subject to change



Toggle

# Mouser Electronics

Authorized Distributor

Click to View Pricing, Inventory, Delivery & Lifecycle Information:

[C&K Switches:](#)

[9201SHCQE](#)