

## CG Series Single Pole Power Rocker Switches

## Features/Benefits

- **Bevelled frame**
- **Illuminated versions available**
- **Easy panel mount installation**

## Typical Applications

- **Computers and peripherals**
- **Small appliances**
- **Instrument panels**
- **Industrial controls**
- **RoHS compliant**



## Specifications

CONTACT RATING:

16 AMPS @ 125 VAC, 10 AMPS @ 250 VAC.

10 AMPS @ 250 VAC, 6 AMPS @ 250 VAC.

**ELECTRICAL LIFE:** 10.000 make and break cycles at full load.

INSULATION RESISTANCE:  $10^8 \Omega \text{ min.}$

DIELECTRIC STRENGTH: 1,500 VRMS @ sea level.

OPERATING TEMPERATURE: -20°C to +85°C

## Materials

HOUSING AND ACTUATOR: 6/6 nylon (UL94V-2), black, matte finish.

ILLUMINATED ACTUATOR: Polycarbonate, matte finish.

**CENTER CONTACTS:** Silver plated, copper alloy.

END CONTACTS: Silver plated.

ALL TERMINALS: Silver plated, copper alloy.

**NOTE:** Specifications and materials listed above are for switches with standard options. For information on specific and custom switches, consult Customer Service Center.

## Build-A-Switch

To order, simply select desired option from each category and place in the appropriate box. Available options are shown and described on pages G-87 through G-89. For additional options not shown in catalog, consult Customer Service Center.

<b>Switch Function</b> _____ <b>CG101</b> SPDT On-None-On <b>CG102</b> SPST On-None-Off <b>CG103</b> SPDT On-Off-On <b>CG105</b> SPDT Mom-Off-Mom <b>CG12 *</b> SPST On-None-Off		<b>Actuator</b> _____ <b>J1</b> Rocker <b>J2 **</b> Two-tone rocker <b>J3</b> Illuminated rocker		<b>Actuator Color</b> _____ <b>2</b> Black <b>1</b> White <b>3</b> Red <b>R</b> Red, illuminated <b>A</b> Amber, illuminated <b>G</b> Green, illuminated		<b>Mounting Style/Color</b> _____ <b>S2</b> Snap-in, black <b>S1</b> Snap-in, white		<b>Termination</b> _____ <b>05</b> .250" quick connect		<b>Actuator Marking</b> _____ <b>(NONE)</b> No marking <b>D</b> ON-OFF <b>H</b> "O I" - international ON-OFF <b>P</b> "O -" international ON-OFF		<b>Contact Rating</b> _____ <b>QF</b> Silver		<b>Lamp Rating</b> _____ <b>(NONE)</b> No lamp <b>7</b> 125 VAC neon <b>8</b> 250 VAC neon	
---	--	---	--	--	--	---	--	---	--	--	--	---	--	---	--

CG12 — for switches with both marking and illumination

\* CG12 — for switches with both marking and illumination

\*\* J2 — refer to table on next page for actuator options

# Rocker



Dimensions are shown: Inches (mm)  
Specifications and dimensions subject to change



# CG Series Single Pole Power Rocker Switches

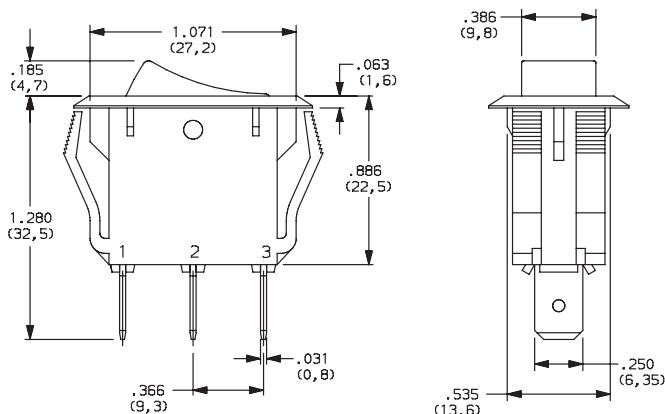
## SWITCH FUNCTION




NO. POLES	MODEL NO.	SWITCH FUNCTION			CONNECTED TERMINALS			SCHEMATIC
		Pos. 1	Pos. 2	Pos. 3	Pos. 1	Pos. 2	Pos. 3	
		C&K marking on opposite side			C&K marking on opposite side			
SP	<b>CG101</b>	ON	NONE	ON	1-2		2-3	
	<b>CG102</b>	ON	NONE	OFF	1-2	N/A	OPEN	
	<b>CG103</b>	ON	OFF	ON	1-2	OPEN	2-3	
	<b>CG105</b>	MOM	OFF	MOM	1-2	OPEN	2-3	
	<b>CG12 *</b>	ON	NONE	OFF	1-2	N/A	OPEN	

\* CG12 - for switches with both marking and illumination

Shown in Pos. 1

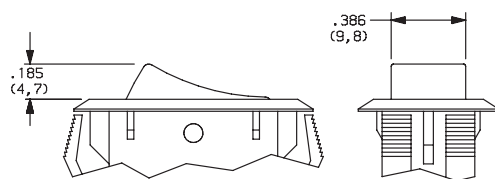


## ACTUATOR



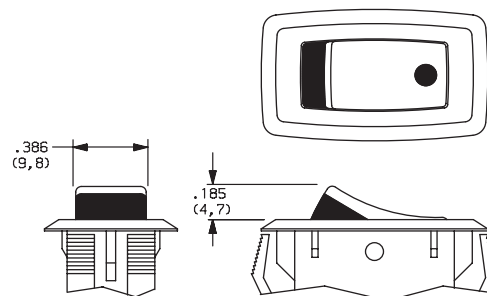
**J1** ROCKER

**J3** ILLUMINATED ROCKER



**NOTE:** J3 actuator available with CG102 switch function only.

**J2** TWO-TONE ROCKER



**NOTE:** Available with CG102 switch function only.



Dimensions are shown: Inches (mm)  
Specifications and dimensions subject to change

[www.ckswitches.com](http://www.ckswitches.com)

# CG Series

## Single Pole Power Rocker Switches

### ACTUATOR COLOR

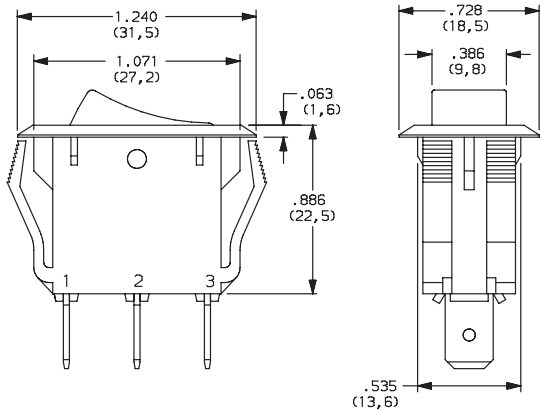
ACTUATOR	OPTION CODE	ACTUATOR COLOR
J1	2	BLACK
	1	WHITE
	3	RED
J3	R	RED, ILLUMINATED
	A	AMBER, ILLUMINATED
	G	GREEN, ILLUMINATED

OPTION CODE	ACTUATOR COLOR	
	TOP	BOTTOM
1	WHITE	RED
2	WHITE	BLACK
3	RED	WHITE
4	BLACK	WHITE
5	BLACK	RED

J2 actuator only

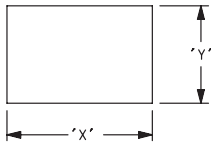
### MOUNTING STYLE/COLOR

- S2 SNAP-IN, BLACK
- S1 SNAP-IN, WHITE



Shown in Pos. 1

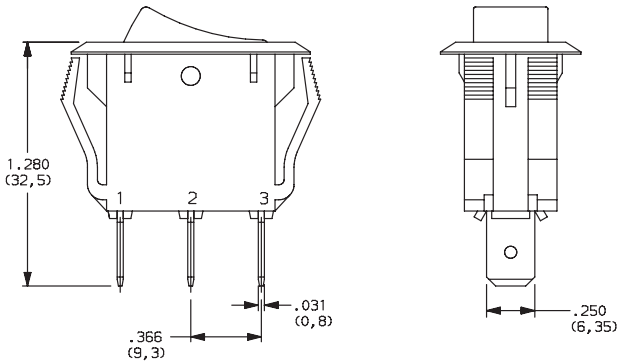
#### PANEL MOUNTING



PANEL THICKNESS	"X"	"Y"
0.030-0.049 (0,75-1,25)	1.087-.004 (27,6-0,1)	0.543+.004 (13,8+0,1)
0.049-0.079 (1,25-2,0)	1.094-.004 (27,8-0,1)	0.543+.004 (13,8+0,1)
0.079-0.118 (2,0-3,0)	1.102-.004 (28,0-0,1)	0.543+.004 (13,8+0,1)

### TERMINATION

- 05 .250" QUICK CONNECT



Shown in Pos. 1



# CG Series Single Pole Power Rocker Switches

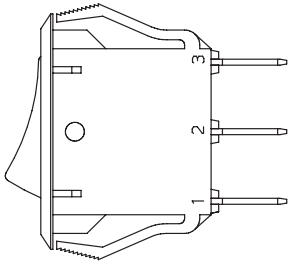
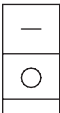
## ACTUATOR MARKING

**NONE** NO MARKING **D** ON-OFF



**H** O I

**P** O -



**NOTE:** Orientation of actuator marking and terminals.  
Shown in Pos. 1

## CONTACT MATERIAL

OPTION CODE	CONTACT AND TERMINAL MATERIAL	RATINGS	
<b>QF</b>	SILVER	POWER	16 AMPS @ 125 VAC; 10 AMPS @ 250 VAC 10 AMPS @ 250 VAC

\* Note: See Technical Data section of this catalog for RoHS compliant and compatible definitions and specifications.



## LAMP RATING

**(NONE)** NO LAMP  
**7** 125 VAC 33kΩ NEON  
**8** 250 VAC 150kΩ NEON

**NOTE:** Lamp rating for J3 actuator option.

Rocker



G



Dimensions are shown: Inches (mm)  
Specifications and dimensions subject to change

# Mouser Electronics

Authorized Distributor

Click to View Pricing, Inventory, Delivery & Lifecycle Information:

## C&K Switches:

[CG101J11S105QF](#) [CG101J11S205QF](#) [CG101J12S205QF](#) [CG103J12S205QF](#) [CG102J11S205QF](#)  
[CG102J3RS205QF7](#) [CG102J11S205PQF](#) [CG102J3AS205QF7](#) [CG102J12S205QF](#) [CG102J3GS205QF7](#)  
[CG102J12S205PQF](#) [CG102J12S205HQB](#) [CG102J12S205DQB](#) [CG102J23S205QF](#) [CG102J11S105HQB](#)  
[CG105J12S205QF](#) [CG102J25S205QF](#)