
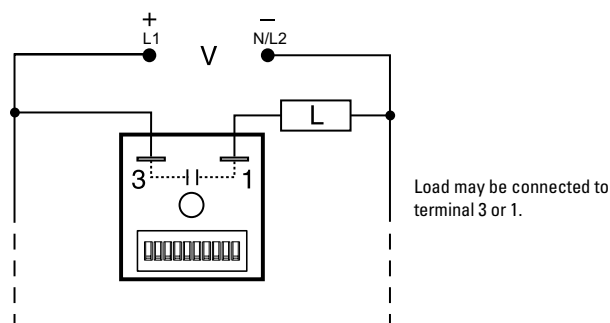


TDU / TDUH / TDUL SERIES

Encapsulated Solid-State, Delay-on-Make Timers



Wiring Diagram



Description

The TDU Series are encapsulated solid-state, delay-on-make timers that combine digital timing circuitry with universal voltage operation. The TDU offers DIP switch adjustment allowing accurate selection of the time delay over the full time delay range. This series is an excellent choice for process control systems and OEM equipment.

Operation (Delay-on-Make)

Upon application of input voltage, the time delay begins. The output is de-energized before and during the time delay. At the end of the time delay, the output energizes and remains energized until input voltage is removed.

Reset: Removing input voltage resets the time delay and output.

Features & Benefits

FEATURES	BENEFITS
Universal input voltage	Meets wide application needs
Microcontroller based	Repeat Accuracy +/- 0.5% or 20ms, whichever is greater
Totally solid state and encapsulated	No moving parts to arc and wear out over time, and encapsulated to protect against shock, vibration, and humidity
3 time ranges available (0.1s to 2.8h)	Makes it versatile for use in many applications
DIP switch adjustment	Provides first time setting accuracy

Accessories



P1023-6 Mounting bracket

The 90° orientation of mounting slots makes installation/removal of modules quick and easy.



P1015-64 (AWG 14/16) Female Quick Connect

These 0.25 in. (6.35 mm) female terminals are constructed with an insulator barrel to provide strain relief.




P1015-18 Quick Connect to Screw Adapter

Screw adapter terminal designed for use with all modules with 0.25 in. (6.35 mm) male quick connect terminals.



C103PM (AL) DIN Rail

35 mm aluminum DIN rail available in a 36 in. (91.4 cm) length.



P1023-20 DIN Rail Adapter

Allows module to be mounted on a 35 mm DIN type rail with two #10 screws (DIN rail not included).

Ordering Information

MODEL	INPUT VOLTAGE	TIME RANGE (SEC)
TDUL3000A	24 to 120VAC/DC	0.1-102.3
TDUL3001A	100 to 240VAC/DC	0.1-102.3
TDU3000A	24 to 120VAC/DC	1-1023
TDU3001A	100 to 240VAC/DC	1-1023
TDU3003A	120 to 277VAC/DC	1-1023
TDUH3000A	24 to 120VAC/DC	10-10230
TDUH3001A	100 to 240VAC/DC	10-10230

If you don't find the part you need, call us for a custom product 800-843-8848

TDU / TDUH / TDUL SERIES

Specifications

Time Delay

Type

Range*

Digital integrated circuitry
0.1 - 102.3s in 0.1s increments
1 - 1,023s in 1s increments
10 - 10,230s in 10s increments
±0.5% or 20ms, whichever is greater

Repeat Accuracy

Tolerance

(Factory Calibration)

±10%

Recycle Time

≤ 150ms

Time Delay vs Temp.

& Voltage

±5%

Input

Voltage

24 to 120VAC/DC; 100 to 240VAC/DC

AC Line Frequency

50/60 Hz

Tolerance

±20%

Output

Type

Solid state

Form

NO, open during timing

Maximum Load Current

1A steady state, 10A inrush at 60°C

Minimum Holding Current

40mA

Voltage Drop

≈ 2.5V @ 1A

Protection

Circuitry

Encapsulated

Dielectric Breakdown

≥ 2000V RMS terminals to mounting surface

Insulation Resistance

≥ 100 MΩ

Mechanical

Mounting

Surface mount with one #10 (M5 x 0.8) screw

Dimensions

H 50.8 mm (2"); **W** 50.8 mm (2");

D 30.7 mm (1.21")

Termination

0.25 in. (6.35 mm)

male quick connect terminals

Environmental

Operating/Storage

Temperature

-40° to 60°C / -40° to 85°C

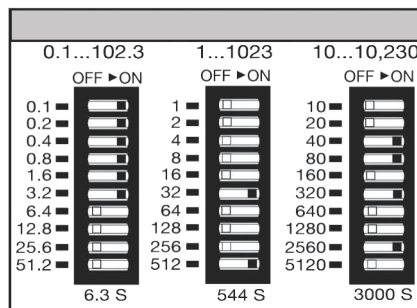
Humidity

95% relative, non-condensing

Weight

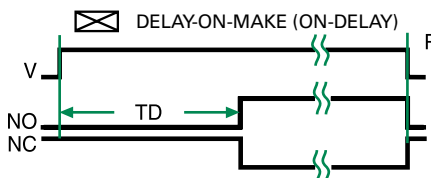
≈ 2.4 oz (68 g)

Binary Switch Operation



*For CE approved applications, power must be removed from the unit when a switch position is changed.

Function Diagram



V = Voltage
NO = Normally Open Contact
NC = Normally Closed Contact
TD = Time Delay
R = Reset
— = Undefined Time

Mouser Electronics

Authorized Distributor

Click to View Pricing, Inventory, Delivery & Lifecycle Information:

[Littelfuse:](#)

[TDU3003A](#) [TDUL3000A](#) [TDU3000A](#) [TDUH3000A](#) [TDU3001A](#) [TDUL3001A](#) [TDUH3001A](#)