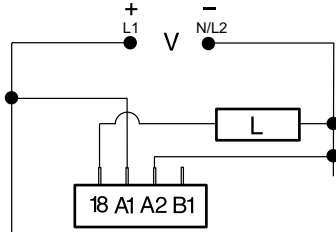


## DSQU / DSTU SERIES

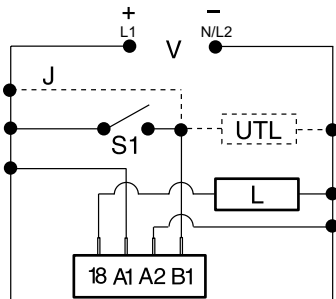


### Wiring & Adjustment Diagrams

#### DELAY-ON-MAKE & RECYCLING



#### SINGLE SHOT, INTERVAL & DELAY-ON-BREAK



V = Voltage  
L = Load  
J = Wire Required for Interval Operation  
S1 = Initiate Switch  
UTL = Optional Untimed Load

#### ADJUSTMENTS

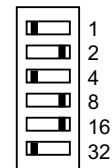
DOM	A <input type="checkbox"/> B <input type="checkbox"/>
SS	A <input type="checkbox"/> B <input type="checkbox"/>
R	A <input type="checkbox"/> B <input type="checkbox"/>
DOB	A <input type="checkbox"/> B <input type="checkbox"/>

DOM = Delay-on-Make  
SS = Single Shot/Interval  
R = Recycling  
DOB = Delay-on-Break

R	M	S	I
0.1-6.3s	X0.1s	C <input type="checkbox"/> E <input type="checkbox"/> D <input type="checkbox"/> F <input type="checkbox"/>	0.1s
1-63s	X1s	C <input type="checkbox"/> E <input type="checkbox"/> D <input type="checkbox"/> F <input type="checkbox"/>	1s
10-630s	X10s	C <input type="checkbox"/> E <input type="checkbox"/> D <input type="checkbox"/> F <input type="checkbox"/>	10s
1-63m	X1m	C <input type="checkbox"/> E <input type="checkbox"/> D <input type="checkbox"/> F <input type="checkbox"/>	1m

R = Range  
M = Multiplier  
S = Setting  
I = Increments of time

→ ON



Add switches in ON position  
TD = 2+8+16=26

### Description

The DSQU and DSTU Series of 17.5 mm, switch adjustable, universal solid-state timers offer multiple functions, voltages, and time delay ranges. Choose one of 5 functions and 4 time delay ranges via 4 selection switches located on face of the unit. Six switches adjust the time delay through the selected range.

The DSQU Series has quick connect terminals and the DSTU Series has terminal blocks.

### Features & Benefits

FEATURES	BENEFITS
<b>Universal AC or DC voltage</b>	Choose from 24 to 240VAC or 9 to 110VDC models
<b>Compact 17.5mm size</b>	Allows for high rail density
<b>Microcontroller based</b>	Repeat Accuracy + / - 1%
<b>Multifunction: 5 timing functions</b>	Reduce stocking requirements
<b>Knob Adjustable Time Delay</b>	Field adjustable delay ranging from 0.1s - 100m
<b>0.7A steady, 10A inrush solid-state output</b>	Provides 100 million operations in typical conditions.
<b>Mounting fasteners included</b>	Each unit ships with both surface and DIN rail quick mount adapters
<b>Watchdog circuitry</b>	Self monitoring and self correcting for improved performance

### Accessories



**P1015-13** (AWG 10/12), **P1015-64** (AWG 14/16), **P1015-14** (AWG 18/22) **Female Quick Connect**  
These 0.25 in. (6.35 mm) female terminals are constructed with an insulator barrel to provide strain relief.



**P0500-178 Surface Mount Adapter**  
**P0500-179 DIN Rail Mount Adapter**  
For use with the ASxx/DSxx Series timers.

### Ordering Information

MODEL	INPUT VOLTAGE	CONNECTION
DSQUA3	24 - 240VAC	Quick Connects
DSQUD3	9 - 110VDC	Quick Connects
DSTUA3	24 - 240VAC	Terminal Blocks
DSTUD3	9 - 110VDC	Terminal Blocks

If you don't find the part you need, call us for a custom product 800-843-8848

## DSQU / DSTU SERIES

### Specifications

#### Time Delay

##### Type

Microcontroller based with ceramic resonator and watchdog circuitry

##### Adjustment

6 switches adjust the time delay;

2 switches select 1 of 4 multipliers

##### Range\*

x0.1s = 0.1 - 6.3s in 0.1s increments

x1s = 1 - 63s in 1s increments

x10s = 10 - 630s in 10s increments

x1m = 1 - 63m in 1m increments

##### Repeat Accuracy

±0.1% or ±20ms, whichever is greater

##### Setting Accuracy

##### Reset Time

±2% or ±50ms, whichever is greater

##### Initiate Time

Single Shot & Delay-on-Break: ≤ 32ms

##### Time Delay vs Temp.

##### & Voltage

±2% or ±50ms, whichever is greater

#### Input

##### Voltage

AC: 24 to 240VAC; -20% - 10%

DC: 9 to 110VDC; -0% - 20% @ -25°C

9.4 to 110VDC; -0% - 20% @ -40°C

##### AC Line Frequency/DC Ripple

50/60Hz / ≤ 10%

#### Output

##### Type

Solid state

##### Form

NO

##### Rating

0.7A steady state, 10A inrush

##### Voltage Drop

AC ≅ 2.5V @ 0.7A; DC ≅ 1.5V @ 0.7A

#### Protection

##### Surge

IEEE C62.41-1991 Level A

##### Circuitry

Encapsulated

##### Dielectric Breakdown

≥ 2000V RMS terminals to mounting surface

##### Polarity

DC units are reverse polarity protected

#### Mechanical

##### Mounting

Two base adaptors are available

##### DIN Rail

Snap on to 32 mm DIN 1 & 35 mm DIN 3 rail

##### Surface

Two #6 (M3.5 x 0.6) screws or quick

mount fasteners

##### Dimensions

**H** 76.2 mm (3.0"); **W** 17.52 mm (0.69");

**D** 61.2 mm (2.41")

##### Termination

##### DSQU

0.25 in. (6.35 mm) male quick connect terminals

##### DSTU

0.197 in. (5 mm) push-on terminal blocks for up to #14 AWG (2.5 mm²) wire

#### Environmental

##### Operating/Storage

##### Temperature

-40° to 60°C / -40° to 85°C

##### Humidity

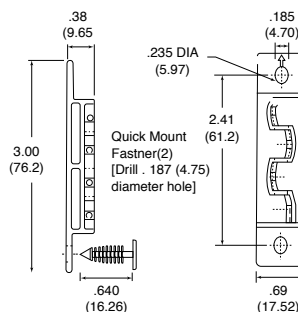
95% relative, non-condensing

##### Weight

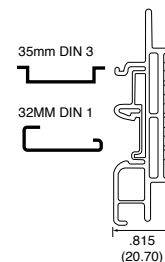
≅ 4.2 oz (119 g)

### Mounting Diagrams

**P0500-178**  
SURFACE MOUNT  
Inches (Millimeters)



**P0500-179**  
DIN RAIL MOUNT  
Inches (Millimeters)



\*For CE approved applications, power must be removed from the unit when a switch position is changed.

# Mouser Electronics

Authorized Distributor

Click to View Pricing, Inventory, Delivery & Lifecycle Information:

Littelfuse:

[DSQUA3](#) [DSTUA3](#) [DSTUD3](#) [DSQUD3](#)