

# 5.0SMDJxxS Series

## Single Chip Design



### Additional Information



Resources



Accessories



Samples

### Agency Approvals

Agency	Agency File Number
	E230531

### Maximum Ratings and Thermal Characteristics ( $T_A=25^\circ\text{C}$ unless otherwise noted)

Parameter	Symbol	Value	Unit
Maximum Peak Pulse Power Dissipation at $T_J=25^\circ\text{C}$ by 10/1000 $\mu\text{s}$ Waveform (Fig.2)(Note 1)(Note 2)	$P_{PPM}$	5000	W
Power Dissipation on Infinite Heat Sink at $T_C=50^\circ\text{C}$ (Note 4)	$P_D$	6.5	W
Peak Forward Surge Current, 8.3ms Single Half Sine Wave (Note 3)	$I_{FSM}$	300	A
Maximum Instantaneous Forward Voltage at 100A for Unidirectional Only	$V_F$	3.5	V
Operating Temperature Range	$T_J$	-65 to 150	$^\circ\text{C}$
Storage Temperature Range	$T_{STG}$	-65 to 175	$^\circ\text{C}$
Typical Thermal Resistance Junction to Lead	$R_{\theta JL}$	15	$^\circ\text{C}/\text{W}$
Typical Thermal Resistance Junction to Ambient	$R_{\theta JA}$	75	$^\circ\text{C}/\text{W}$

#### Notes:

- Non-repetitive current pulse, per Fig. 4 and derated above  $T_J$  (initial)  $=25^\circ\text{C}$  per Fig. 3.
- Voltage of 6.0V-60V products's peak pulse power dissipation is 5000W, and 64V and 75V is 4500W. Bi-directional products 33V-58V are also 4500W.
- Measured on 8.3ms single half sine wave or equivalent square wave for unidirectional components only, duty cycle=4 per minute maximum.
- Mounted on copper pad area of 0.31x0.31" (8.0 x 8.0mm) to each terminal.

### Description

The 5.0SMDJxxS series, single chip design is designed specifically to protect sensitive electronic equipment from voltage transients induced by lightning and other transient voltage events.

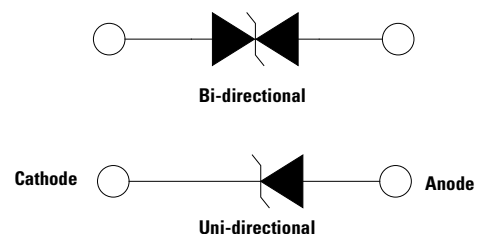
### Features

- 5000W peak pulse power capability at 10/1000 $\mu\text{s}$  waveform, repetition rate (duty cycles):0.01%
- Recognized to UL 497B as an Isolated Loop Circuit Protector
- DO214AB SMT package for minimized board space
- Low profile package
- Typical failure mode is short from over-specified voltage or current
- Whisker test is conducted based on JEDEC JESD201A per its table 4a and 4c
- ESD protection of data lines in accordance with IEC 61000-4-2, ESD 30kV (Air), 30kV (Contact)
- EFT protection of data lines in accordance with IEC 61000-4-4
- Built-in strain relief
- Glass passivated chip junction
- Very fast response time
- Excellent clamping capability
- Low incremental surge resistance
- Typical IR less than 2 $\mu\text{A}$  when  $V_{BR\ min}>12\text{V}$
- High temperature to reflow soldering guaranteed: 260 $^\circ\text{C}/10\text{sec}$
- $V_{BR} @ T_J = V_{BR}@25^\circ\text{C} \times (1 + \alpha T \times (T_J - 25))$  ( $\alpha$ : Temperature Coefficient)
- UL Recognized compound meeting flammability rating V-0
- Meet MSL level1, per J-STD-020, LF maximum peak of 260 $^\circ\text{C}$
- Matte tin lead-free plated
- Halogen free and RoHS compliant
- Pb-free E3 means 2nd level interconnect is Pb-free and the terminal finish material is tin(Sn) (IPC/JEDEC J-STD-609A.01)

### Applications

TVS components are ideal for the protection of I/O Interfaces, VCC bus and other vulnerable circuits used in Telecom, Computer, Industrial and Consumer electronic applications.

### Functional Diagram



# 5.0SMDJxxS Series

## Single Chip Design

Electrical Characteristics ( $T_A=25^\circ\text{C}$  unless otherwise noted)

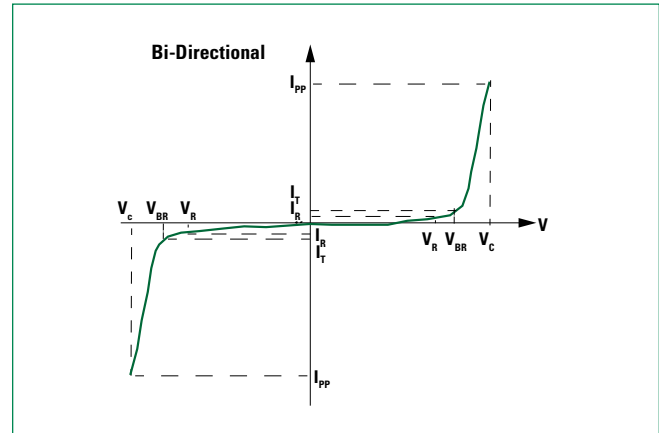
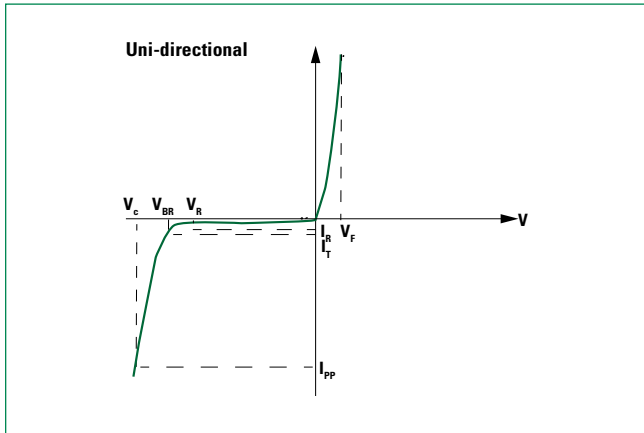
Part Number (Uni)	Part Number (Bi)	Marking		Reverse Stand off Voltage $V_R$ (Volts)	Break-down Voltage $V_{BR}$ (Volts) @ $I_T$		Test Current $I_T$ (mA)	Maximum Clamping Voltage VC @ $I_{PP}$ (10/1000 $\mu$ s) (V)	Maximum Peak Pulse Current $I_{PP}$ (10/1000 $\mu$ s) (A)	Maximum Clamping Voltage $V_C$ @ $I_{PP}$ (8/20 $\mu$ s) (V)	Maximum Peak Pulse Current $I_{PP}$ (8/20 $\mu$ s) (A)	Maximum Reverse Leakage $I_R$ @ $V_R$ ( $\mu$ A)	Maximum Temperature coefficient of $V_{BR}$ (%/C)	Agency Approval
		UNI	BI		Min	Max								
5.0SMDJ6.0AS	5.0SMDJ6.0CAS	5PAB	5BAB	6.0	6.67	7.37	10	10.3	485.4	13.3	2669.7	800.0	0.046	X
5.0SMDJ6.5AS	5.0SMDJ6.5CAS	5PAE	5BAE	6.5	7.22	7.98	10	11.2	446.4	14.5	2455.2	500.0	0.052	X
5.0SMDJ7.0AS	5.0SMDJ7.0CAS	5PAF	5BAF	7.0	7.78	8.60	10	12.0	416.7	15.5	2291.9	200.0	0.058	X
5.0SMDJ7.5AS	5.0SMDJ7.5CAS	5PAG	5BAG	7.5	8.33	9.21	1	12.9	387.6	16.7	2131.8	100.0	0.061	X
5.0SMDJ8.0AS	5.0SMDJ8.0CAS	5PAK	5BAK	8.0	8.89	9.83	1	13.6	367.6	17.6	2021.8	50.0	0.064	X
5.0SMDJ8.5AS	5.0SMDJ8.5CAS	5PAM	5BAM	8.5	9.44	10.4	1	14.4	347.2	18.6	1909.6	20.0	0.066	X
5.0SMDJ9.0AS	5.0SMDJ9.0CAS	5PAP	5BAP	9.0	10.0	11.1	1	15.4	324.7	19.9	1785.9	10.0	0.069	X
5.0SMDJ10AS	5.0SMDJ10CAS	5PAR	5BAR	10.0	11.1	12.3	1	17.0	294.1	22.0	1617.6	5.0	0.071	X
5.0SMDJ11AS	5.0SMDJ11CAS	5PAT	5BAT	11.0	12.2	13.5	1	18.2	274.7	23.5	1510.9	2.0	0.074	X
5.0SMDJ12AS	5.0SMDJ12CAS	5PAV	5BAV	12.0	13.3	14.7	1	19.9	251.3	25.7	1382.2	2.0	0.075	X
5.0SMDJ13AS	5.0SMDJ13CAS	5PAX	5BAX	13.0	14.4	15.9	1	21.5	232.6	27.8	1279.3	2.0	0.076	X
5.0SMDJ14AS	5.0SMDJ14CAS	5PAZ	5BAZ	14.0	15.6	17.2	1	23.2	215.5	30.0	1185.3	2.0	0.080	X
5.0SMDJ15AS	5.0SMDJ15CAS	5PBE	5BBE	15.0	16.7	18.5	1	24.4	204.9	31.5	1127.0	2.0	0.083	X
5.0SMDJ16AS	5.0SMDJ16CAS	5PBG	5BBG	16.0	17.8	19.7	1	26.0	192.3	33.6	1057.7	2.0	0.084	X
5.0SMDJ17AS	5.0SMDJ17CAS	5PBK	5BBK	17.0	18.9	20.9	1	27.6	181.2	35.7	996.6	2.0	0.085	X
5.0SMDJ18AS	5.0SMDJ18CAS	5PBM	5BBM	18.0	20.0	22.1	1	29.2	171.2	37.7	941.6	2.0	0.088	X
5.0SMDJ20AS	5.0SMDJ20CAS	5PBP	5BBP	20.0	22.2	24.5	1	32.4	154.3	41.9	848.7	2.0	0.091	X
5.0SMDJ22AS	5.0SMDJ22CAS	5PBR	5BBR	22.0	24.4	26.9	1	35.5	140.8	45.9	774.4	2.0	0.092	X
5.0SMDJ24AS	5.0SMDJ24CAS	5PBT	5BBT	24.0	26.7	29.5	1	38.9	128.5	50.3	706.8	2.0	0.092	X
5.0SMDJ26AS	5.0SMDJ26CAS	5PBV	5BBV	26.0	28.9	31.9	1	42.1	118.8	54.4	653.4	2.0	0.093	X
5.0SMDJ28AS	5.0SMDJ28CAS	5PBX	5BBX	28.0	31.1	34.4	1	45.4	110.1	58.7	605.6	2.0	0.094	X
5.0SMDJ30AS	5.0SMDJ30CAS	5PBZ	5BBZ	30.0	33.3	36.8	1	48.4	103.3	62.5	568.2	2.0	0.096	X
5.0SMDJ33AS	-	5PCB	-	33.0	36.7	40.6	1	53.3	93.9	68.9	516.5	2.0	0.097	X
-	5.0SMDJ33CAS	-	5BCB	33.0	36.7	40.6	1	53.3	84.4	68.9	516.5	2.0	0.097	X
5.0SMDJ36AS	-	5PCE	-	36.0	40.0	44.2	1	58.1	86.1	75.1	430.5	2.0	0.098	X
-	5.0SMDJ36CAS	-	5BCE	36.0	40.0	44.2	1	58.1	77.5	75.1	430.5	2.0	0.098	X
5.0SMDJ40AS	-	5PCF	-	40.0	44.4	49.1	1	64.5	77.6	83.3	388.0	2.0	0.099	X
-	5.0SMDJ40CAS	-	5BCF	40.0	44.4	49.1	1	64.5	69.8	83.3	388.0	2.0	0.099	X
5.0SMDJ43AS	-	5PCG	-	43.0	47.8	52.8	1	69.4	72.1	89.7	360.5	2.0	0.100	X
-	5.0SMDJ43CAS	-	5BCG	43.0	47.8	52.8	1	69.4	64.8	89.7	360.5	2.0	0.100	X
5.0SMDJ45AS	-	5PCK	-	45.0	50.0	55.3	1	72.7	68.8	93.9	344.0	2.0	0.101	X
-	5.0SMDJ45CAS	-	5BCK	45.0	50.0	55.3	1	72.7	61.9	93.9	344.0	2.0	0.101	X
5.0SMDJ48AS	-	5PCM	-	48.0	53.3	58.9	1	77.4	64.7	100.0	323.5	2.0	0.101	X
-	5.0SMDJ48CAS	-	5BCM	48.0	53.3	58.9	1	77.4	58.1	100.0	323.5	2.0	0.101	X
5.0SMDJ51AS	-	5PCP	-	51.0	56.7	62.7	1	82.4	60.7	106.5	303.5	2.0	0.101	X
-	5.0SMDJ51CAS	-	5BCP	51.0	56.7	62.7	1	82.4	54.6	106.5	303.5	2.0	0.101	X
5.0SMDJ54AS	-	5PCR	-	54.0	60.0	66.3	1	87.1	57.5	112.5	287.5	2.0	0.102	X
-	5.0SMDJ54CAS	-	5BCR	54.0	60.0	66.3	1	87.1	51.7	112.5	287.5	2.0	0.102	X
5.0SMDJ58AS	-	5PCT	-	58.0	64.4	71.2	1	93.6	53.5	120.9	267.5	2.0	0.103	X
-	5.0SMDJ58CAS	-	5BCT	58.0	64.4	71.2	1	93.6	48.1	120.9	267.5	2.0	0.103	X
5.0SMDJ60AS	-	5PCV	-	60.0	66.7	73.7	1	96.8	51.7	125.1	258.5	2.0	0.103	X
5.0SMDJ64AS	-	5PCX	-	64.0	71.1	78.6	1	103.0	43.7	133.1	243.0	2.0	0.104	X
5.0SMDJ70AS	-	5PCZ	-	70.0	77.8	86.0	1	113.0	39.9	146.0	221.5	2.0	0.105	X

For bidirectional type having  $V_R$  of 10 volts and less, the  $I_T$  limit is double.

# 5.0SMDJxxS Series

## Single Chip Design

### I-V Curve Characteristics



$P_{PPM}$  **Peak Pulse Power Dissipation** – Max power dissipation

$V_R$  **Stand-off Voltage** – Maximum voltage that can be applied to the TVS without operation

$V_{BR}$  **Breakdown Voltage** – Maximum voltage that flows through the TVS at a specified test current ( $I_T$ )

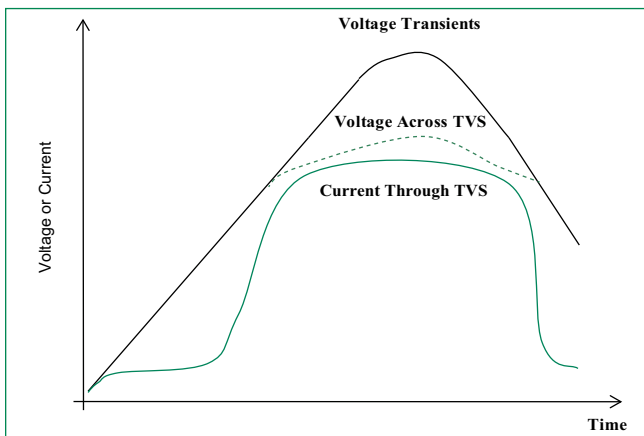
$V_C$  **Clamping Voltage** – Peak voltage measured across the TVS at a specified  $I_{ppm}$  (peak impulse current)

$I_R$  **Reverse Leakage Current** – Current measured at  $V_R$

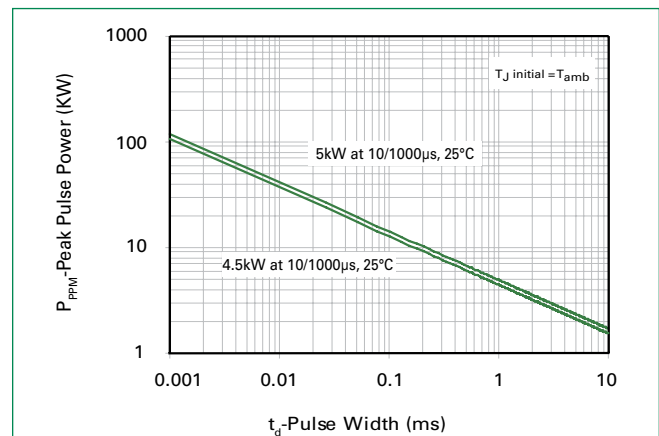
$V_F$  **Forward Voltage Drop for Uni-directional**

### Ratings and Characteristic Curves ( $T_A = 25^\circ\text{C}$ unless otherwise noted)

**Figure 1:**  
TVS Transients Clamping Waveform



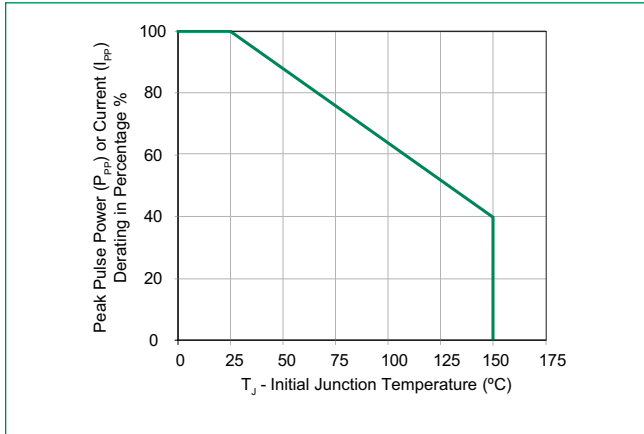
**Figure 2:**  
Peak Pulse Power Rating



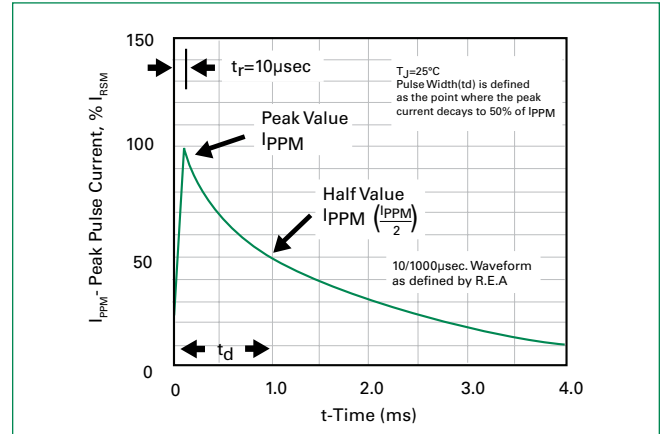
# 5.0SMDJxxS Series

## Single Chip Design

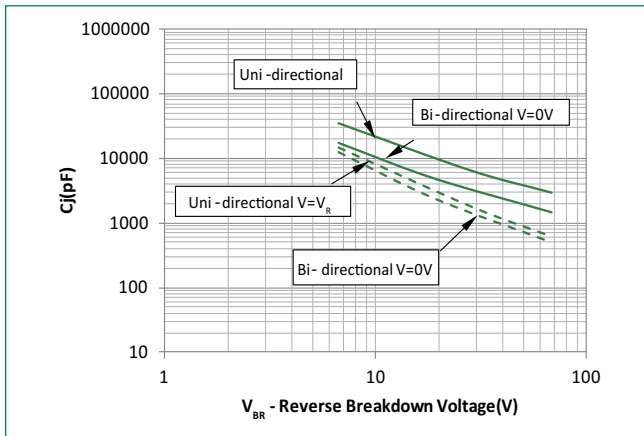
**Figure 3:**  
Peak Pulse Power Derating Curve



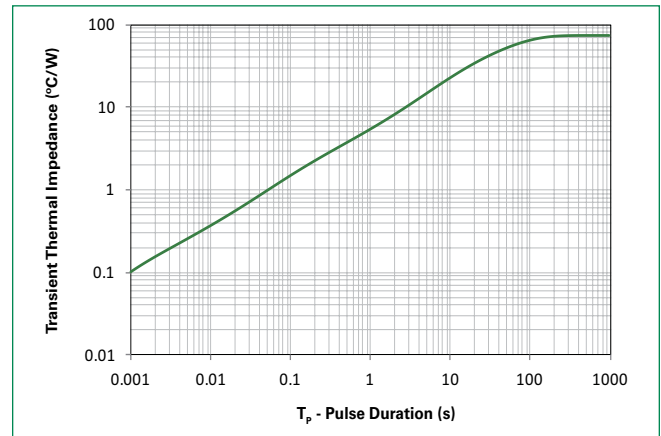
**Figure 4:**  
Pulse Waveform



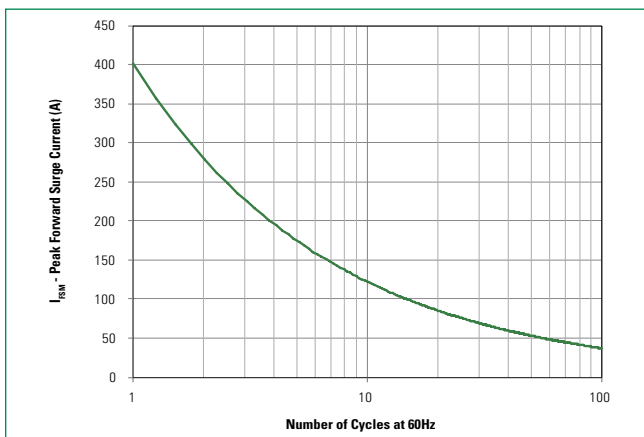
**Figure 5:**  
Typical Junction Capacitance



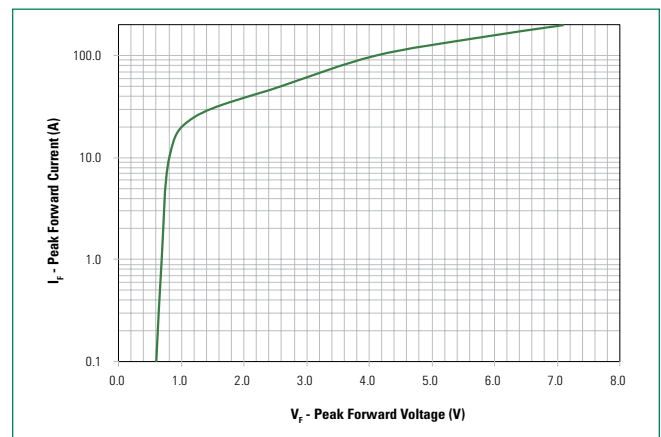
**Figure 6:**  
Typical Transient Thermal Impedance



**Figure 7:**  
Maximum Non-Repetitive Peak Forward Surge Current  
Uni-Directional Only



**Figure 8:**  
Peak Forward Voltage Drop vs Peak Forward Current  
(Typical Values)

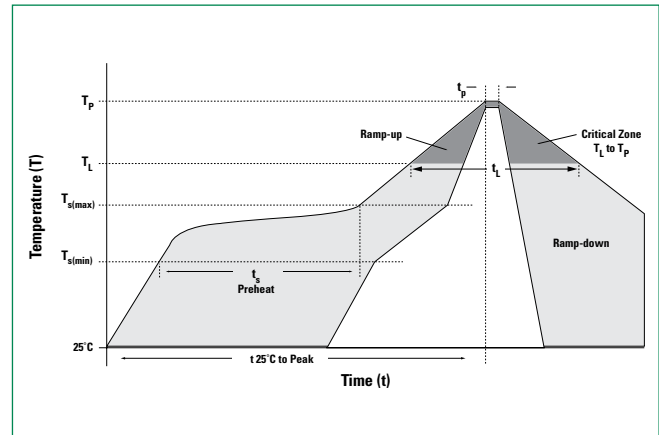


# 5.0SMDJxxS Series

## Single Chip Design

### Soldering Parameters

<b>Reflow Condition</b>		Lead-free assembly
<b>Pre Heat</b>	- Temperature Min ( $T_{s(min)}$ )	150°C
	- Temperature Max ( $T_{s(max)}$ )	200°C
	- Time (min to max) ( $t_L$ )	60 – 180 secs
<b>Average ramp up rate (Liquidus Temp (<math>T_L</math>) to peak)</b>		3°C/second max
<b><math>T_{s(max)}</math> to <math>T_L</math> - Ramp-up Rate</b>		3°C/second max
<b>Reflow</b>	- Temperature ( $T_L$ ) (Liquidus)	217°C
	- Time (min to max) ( $t_L$ )	60 – 150 seconds
<b>Peak Temperature (<math>T_p</math>)</b>		260 <sup>+0/-5</sup> °C
<b>Time within 5°C of actual peak Temperature (<math>t_p</math>)</b>		20 – 40 seconds
<b>Ramp-down Rate</b>		6°C/second max
<b>Time 25°C to peak Temperature (<math>T_p</math>)</b>		8 minutes Max.
<b>Do not exceed</b>		260°C



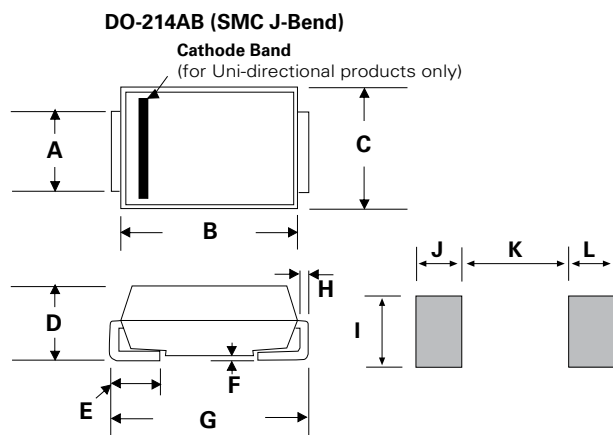
### Physical Specifications

<b>Weight</b>	0.007 ounce, 0.21 grams
<b>Case</b>	JEDEC DO214AB. Molded compound body over glass passivated junction
<b>Polarity</b>	Color band denotes positive end (cathode) except for bidirectional versions.
<b>Terminal</b>	Matte Tin-plated leads, Solderable per JESD22-B102

### Environmental Specifications

<b>High Temp. Storage</b>	JESD22-A103
<b>HTRB</b>	JESD22-A108
<b>Temperature Cycling</b>	JESD22-A104
<b>MSL</b>	JEDEC-J-STD-020, Level 1
<b>H3TRB</b>	JESD22-A101
<b>RSH</b>	JESD22-A111

### Dimensions



Dimensions	Inches		Millimeters	
	Min	Max	Min	Max
<b>A</b>	0.114	0.126	2.900	3.200
<b>B</b>	0.260	0.280	6.600	7.110
<b>C</b>	0.220	0.245	5.590	6.220
<b>D</b>	0.079	0.103	2.060	2.620
<b>E</b>	0.030	0.060	0.760	1.520
<b>F</b>	-	0.008	-	0.203
<b>G</b>	0.305	0.320	7.750	8.130
<b>H</b>	0.006	0.012	0.152	0.305
<b>I</b>	0.129	-	3.300	-
<b>J</b>	0.094	-	2.400	-
<b>K</b>	-	0.165	-	4.200
<b>L</b>	0.094	-	2.400	-

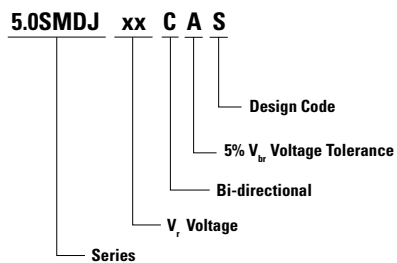
# 5.0SMDJxxS Series

## Single Chip Design

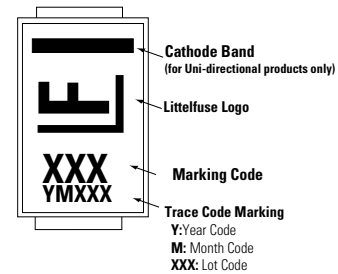
### Packaging Options

Part number	Component Package	Quantity	Packaging Option	Packaging Specification
5.0SMDJxxXS	DO-214AB	3000	Tape & Reel - 16mm tape/13" reel	EIA STD RS-481

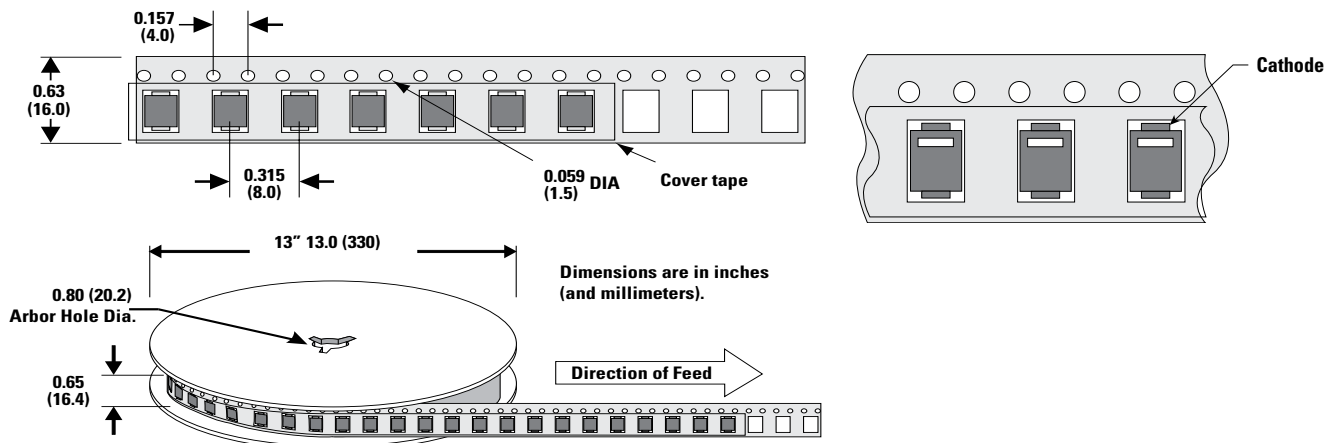
### Part Numbering System



### Part Marking System



### Tape and Reel Specification



**Disclaimer Notice** - Information furnished is believed to be accurate and reliable. However, users should independently evaluate the suitability of and test each product selected for their own applications. Littelfuse products are not designed for, and may not be used in, all applications. Read complete Disclaimer Notice at <http://www.littelfuse.com/disclaimer-electronics>.

# Mouser Electronics

Authorized Distributor

Click to View Pricing, Inventory, Delivery & Lifecycle Information:

## Littelfuse:

[5.0SMDJ15AS](#) [5.0SMDJ6.0AS](#) [5.0SMDJ6.5AS](#) [5.0SMDJ7.0AS](#) [5.0SMDJ10AS](#) [5.0SMDJ16AS](#) [5.0SMDJ33CAS](#)  
[5.0SMDJ43AS](#) [5.0SMDJ54AS](#) [5.0SMDJ40AS](#) [5.0SMDJ33AS](#) [5.0SMDJ58AS](#) [5.0SMDJ7.5AS](#) [5.0SMDJ26CAS](#)  
[5.0SMDJ48AS](#) [5.0SMDJ36AS](#) [5.0SMDJ45AS](#) [5.0SMDJ51AS](#) [5.0SMDJ7.5CAS](#) [5.0SMDJ13AS](#) [5.0SMDJ6.5CAS](#)  
[5.0SMDJ11AS](#) [5.0SMDJ9.0AS](#) [5.0SMDJ17CAS](#) [5.0SMDJ6.0CAS](#) [5.0SMDJ12CAS](#) [5.0SMDJ8.0CAS](#) [5.0SMDJ18AS](#)  
[5.0SMDJ8.0AS](#) [5.0SMDJ20CAS](#) [5.0SMDJ28CAS](#) [5.0SMDJ24AS](#) [5.0SMDJ24CAS](#) [5.0SMDJ30CAS](#) [5.0SMDJ30AS](#)  
[5.0SMDJ22CAS](#) [5.0SMDJ17AS](#) [5.0SMDJ8.5AS](#) [5.0SMDJ22AS](#) [5.0SMDJ15CAS](#) [5.0SMDJ13CAS](#) [5.0SMDJ14AS](#)  
[5.0SMDJ16CAS](#) [5.0SMDJ11CAS](#) [5.0SMDJ14CAS](#) [5.0SMDJ8.5CAS](#) [5.0SMDJ9.0CAS](#) [5.0SMDJ12AS](#)  
[5.0SMDJ10CAS](#) [5.0SMDJ18CAS](#) [5.0SMDJ7.0CAS](#) [5.0SMDJ20AS](#) [5.0SMDJ26AS](#) [5.0SMDJ28AS](#) [5.0SMDJ40CAS](#)  
[5.0SMDJ54CAS](#) [5.0SMDJ43CAS](#) [5.0SMDJ51CAS](#) [5.0SMDJ36CAS](#) [5.0SMDJ45CAS](#) [5.0SMDJ48CAS](#)  
[5.0SMDJ58CAS](#)