

MDRR-DT 14.7mm Miniature Changeover Reed Switch



Description

The MDRR-DT Reed Switch is a miniature changeover switch with a 14.73mm long x 2.54mm diameter (0.580" x 0.100") glass envelope, capable of switching 175Vdc at 5W. It has insulation resistance of 10^8 ohms minimum, and contact resistance less than 100 milli-ohms. The MDRR-DT is available in surface mount version, that is, MDSM-DT.

Features

- Miniature SPDT changeover switch
- Capable of switching 175Vdc or 0.25A at up to 5W
- Available sensitivity range 10-30 AT

Benefits

- Hermetically sealed switch contacts are not affected by and have no effect on their external environment
- Can be used as changeover or normally closed contact
- Zero operating power required for contact closure
- Excellent for switching microcontroller logic level loads

Agency Approvals

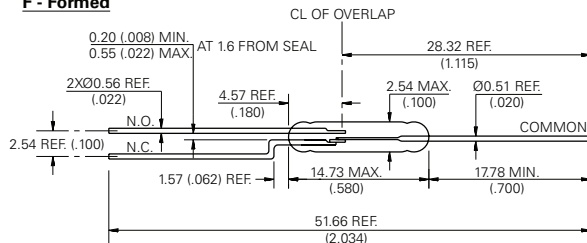
Agency	Agency File Number	Ampere-Turns Range
cULUS	E47258 E471070	10-30 AT

Note: Contact Littelfuse for specific agency approval ratings.

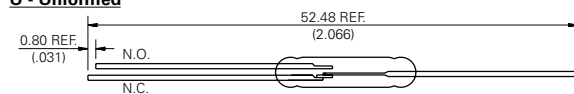
Dimensions

Dimensions in mm (inch)

F - Formed



U - Unformed



Applications

- Position Sensing
- Reed Relays
- Industrial Controls
- Office Equipments
- Home Appliances
- Security

Switch Type

Contact Form	C (SPDT-CO)
Materials	Body: Glass Leads: Tin-plated Ni-Fe wire

Note: SPDT-CO = Single-Pole, Double-Throw, Change Over

Electrical Ratings

Contact Rating ¹		W/VA - max.	5
Voltage ³	Switching ²	Vdc - max.	175
		Vac - max.	120
	Breakdown ⁴	Vdc - min.	200
Current ³	Switching ²	Adc - max.	0.25
		Aac - max.	0.18
	Carry	Adc - max.	1.50
Resistance	Contact, Initial	Ω - max.	0.100
	Insulation	Ω - min.	10^8
Capacitance	Contact	pF - typ.	1
Temperature	Operating	$^{\circ}\text{C}$	-40 to +125
	Storage ⁵	$^{\circ}\text{C}$	-65 to +125

Notes:

1. Contact rating - Product of the switching voltage and current should never exceed the wattage rating. Contact Littelfuse for additional load/life information.
2. When switching inductive and/or capacitive loads, the effects of transient voltages and/or currents should be considered. Refer to Application Notes AN108A and AN107 for details.
3. Electrical Load Life Expectancy - Contact Littelfuse with voltage, current values along with type of load.
4. Breakdown Voltage - per MIL-STD-202, Method 301.
5. Storage Temperature - Long time exposure at elevated temperature may degrade solderability of the leads.

MDRR-DT 14.7mm Miniature Changeover Reed Switch

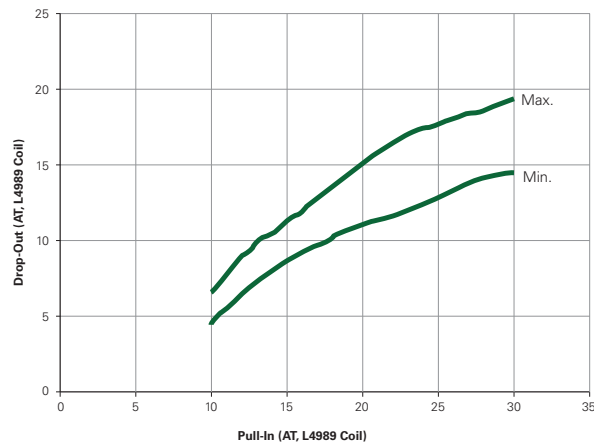
Product Characteristics

Operating Characteristics		
Operate Time ¹		0.7ms - max.
Release Time ¹		1ms - max.
Shock ²	11ms 1/2 sine wave	50G - max.
Vibration ²	50-2000 Hertz	30G - max.
Resonant Frequency		11.0kHz - typ.
Magnetic Characteristics		
Pull-In Range ³	Ampere Turns	10-30
Rating Sensitivity ⁴	Ampere Turns	20
Test Coil		L4989

Notes:

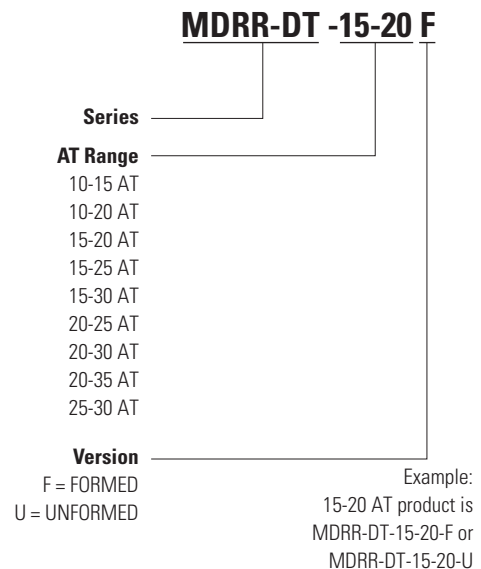
1. Operate (including bounce)/Release Time - per EIA/NARM RS-421-A, diode suppressed coil (Coil II).
2. Shock and Vibration - per EIA/NARM RS-421-A and MIL-STD-202.
3. Pull-In Range - Contact Littelfuse for narrower AT ranges available.
4. Rating Sensitivity - The value at which contact ratings and operating characteristics are determined. Derating may be required below this value.
5. Custom modifications of forming and/or cutting of reed switches are available. Please contact Littelfuse.

Drop-Out vs. Pull-In Chart



Note: Chart represents the range of Drop-Out, min to max for a given Pull-In value.

Part Numbering System



Note: These AT values are the before-modification values of the bare reed switch.

Packaging

Packaging Option	Packaging Specification	Quantity	Quantity and Packaging Code	Taping Width
Bulk	Bulk	1000	N/A	N/A

Mouser Electronics

Authorized Distributor

Click to View Pricing, Inventory, Delivery & Lifecycle Information:

Littelfuse:

[MDRR-DT 15-25 U](#) [MDRR-DT 20-30 U](#) [MDRR-DT 20-25 F](#) [MDRR-DT 25-30 U](#) [MDRR-DT 20-25 U](#) [MDRR-DT 15-30 F](#) [MDRR-DT-15-30-U](#) [MDRR-DT 20-30 F](#) [MDRR-DT 15-20 U](#) [MDRR-DT 25-30 F](#) [MDRR-DT 30-35 U](#) [MDRR-DT 15-25 F](#) [MDRR-DT 15-20 F](#) [MDRR-DT-30-35-U](#) [MDRR-DT-20-25-F](#) [MDRR-DT-15-20-F](#) [MDRR-DT-25-30-F](#) [MDRR-DT-15-25-F](#) [MDRR-DT-10-15-F](#) [MDRR-DT-10-15-U](#) [MDRR-DT-20-35-F](#) [MDRR-DT-30-35-F](#) [MDRR-DT-25-30-U](#) [MDRR-DT-15-25-U](#) [MDRR-DT-20-30-U](#) [MDRR-DT-15-20-U](#) [MDRR-DT-20-25-U](#) [MDRR-DT-20-30-F](#) [MDRR-DT-15-30-F](#) [MDRR-DT-35-40-F](#)