

DRR-DTH 39.7mm Standard Changeover Reed Switch

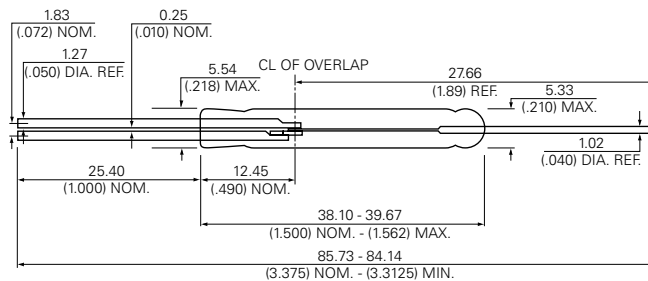
RoHS

OBSOLETE DATE: 07/17/2017 PCN/ECN# N/A
REPLACED BY: DSR-DTH



Dimensions

Dimensions in mm (inch)



Description

The DRR-DTH Reed Switch is a large changeover switch with a 39.67mm long x 5.33mm diameter (1.562" x 0.210") glass envelope, capable high voltage and power switching up to 500Vdc at 30W. The DRR-DTH has an insulation resistance of 10^9 ohms minimum and contact resistance of less than 125 milli-ohms.

The DRT-DTH Reed Switch, another variant of the DRR-DTH, is made for heavier loads.

Features

- Changeover switch
- Capable of switching 500Vdc or 0.5A at up to 30W
- Minimum voltage breakdown 1200Vdc
- Available sensitivity range 50-80 AT
- Minimum voltage breakdown 1200Vdc

Benefits

- Hermetically sealed switch contacts are not affected by and have no effect on their external environment
- Can be used as changeover or normally closed contact
- Capable of switching European mains voltage
- Zero operating power required for contact closure

Applications

- Security
- Limit switching
- Industrial safety applications
- White goods applications

Switch Type

Contact Form	C (SPDT-CO)
Materials	Body: Glass Leads: Tin-plated Ni-Fe wire

Note: SPDT-CO = Single-Pole, Double-Throw, Change Over

Electrical Ratings

Contact Rating ¹		W/VA - max.	30
Voltage ³	Switching ²	Vdc - max.	500
	Breakdown ⁴	Vac - max.	350
		Vdc - min.	1200
Current ³	Switching ²	Adc - max.	0.50
	Carry	Aac - max.	0.35
		Adc - max.	3.0
Resistance	Contact, Initial	Ω - max.	0.125
	Insulation	Ω - min.	10^9
Capacitance	Contact	pF - typ.	2.0
Temperature	Operating	$^{\circ}\text{C}$	-20 to +125
	Storage ⁵	$^{\circ}\text{C}$	-65 to +125

Notes:

1. Contact rating - Product of the switching voltage and current should never exceed the wattage rating. Contact Littelfuse for additional load/life information.

2. When switching inductive and/or capacitive loads, the effects of transient voltages and/or currents should be considered. Refer to Application Notes AN108A and AN107 for details.

3. Electrical Load Life Expectancy - Contact Littelfuse with voltage, current values along with type of load.

4. Breakdown Voltage - per MIL-STD-202, Method 301.

5. Storage Temperature - Long time exposure at elevated temperature may degrade solderability of the leads.

DRR-DTH 39.7mm Standard Changeover Reed Switch

OBSOLETE DATE: 07/17/2017 PCN/ECN# N/A
REPLACED BY: DSR-DTH

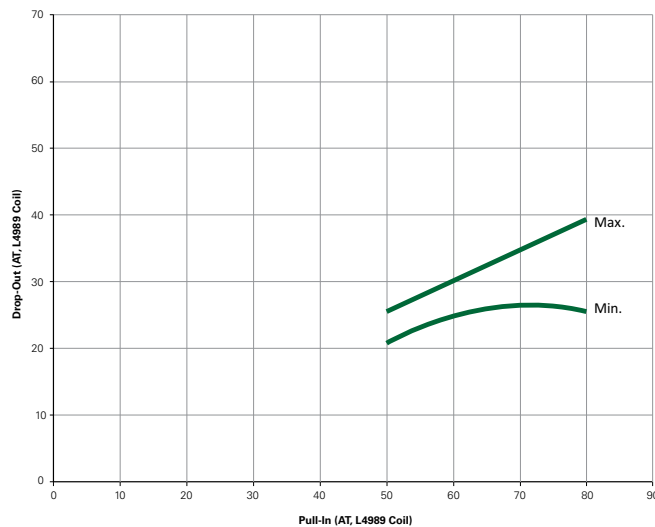
Product Characteristics

Operating Characteristics		
Operate Time ¹		4.5ms - max.
Release Time ¹		7.0ms - max.
Shock ²	11ms 1/2 sine wave	10G - max.
Vibration ²	50-2000 Hertz	15G - max.
Resonant Frequency	Hz - typ.	2.75kHz - typ.
Magnetic Characteristics		
Pull-In Range ³	Ampere Turns	50-80
Rating Sensitivity ⁴	Ampere Turns	60
Test Coil		L4988

Notes:

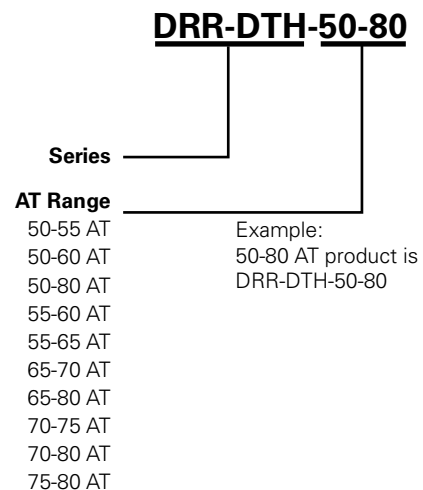
1. Operate (including bounce)/Release Time - per EIA/NARM RS-421-A, diode suppressed coil (Coil II).
2. Shock and Vibration - per EIA/NARM RS-421-A and MIL-STD-202.
3. Pull-In Range - Contact Littelfuse for narrower AT ranges available.
4. Rating Sensitivity - The value at which contact ratings and operating characteristics are determined. Derating may be required below this value.
5. Custom modifications of forming and/or cutting of reed switches are available. Please contact Littelfuse.

Drop-Out vs. Pull-In Chart



Note: Chart represents the range of Drop-Out, min to max for a given Pull-In value.

Part Numbering System



Note: These AT values are the before-modification values of the bare reed switch.

Packaging

Packaging Option	Packaging Specification	Quantity	Quantity & Packaging Code	Taping Width
Bulk	Bulk	1000	N/A	N/A

Mouser Electronics

Authorized Distributor

Click to View Pricing, Inventory, Delivery & Lifecycle Information:

Littelfuse:

[DRR-DTH 50-70](#) [DRR-DTH 50-80](#) [DRR-DTH 55-80](#) [DRR-DTH 50-75](#) [DRR-DTH 55-70](#) [DRR-DTH 60-70](#) [DRR-DTH 55-65](#) [DRR-DTH 60-75](#) [DRR-DTH 50-55](#) [DRR-DTH 60-65](#) [DRR-DTH 65-80](#) [DRR-DTH 70-75](#) [DRR-DTH 55-60](#) [DRR-DTH 55-75](#) [DRR-DTH 50-60](#) [DRR-DTH 50-65](#) [DRR-DTH 65-70](#) [DRR-DTH 60-80](#) [DRR-DTH 65-75](#) [DRR-DTH 75-80](#) [DRR-DTH-75-80](#) [DRR-DTH-50-80](#) [DRR-DTH-60-65](#) [DRR-DTH-70-85](#) [DRR-DTH-55-80](#) [DRR-DTH-50-60](#) [DRR-DTH-50-65](#) [DRR-DTH-65-80](#) [DRR-DTH-65-75](#) [DRR-DTH-65-70](#) [DRR-DTH-50-70](#) [DRR-DTH-50-55](#) [DRR-DTH-60-70](#) [DRR-DTH-60-75](#) [DRR-DTH-70-75](#) [DRR-DTH-60-80](#) [DRR-DTH-50-75](#) [DRR-DTH-55-60](#) [DRR-DTH-55-75](#) [DRR-DTH-55-65](#) [DRR-DTH-55-70](#) [DRR-DTH-45-50](#) [DRR-DTH-85-90](#) [DRR-DTH-40-50](#)