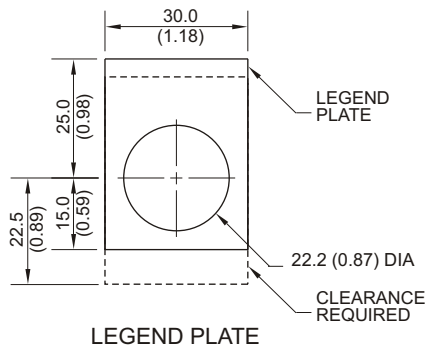
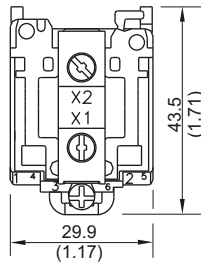
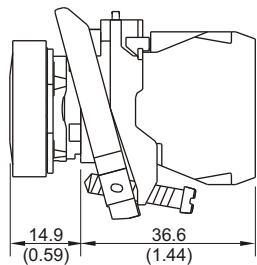


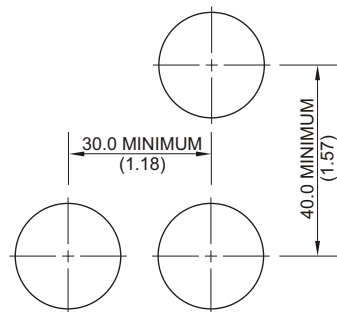
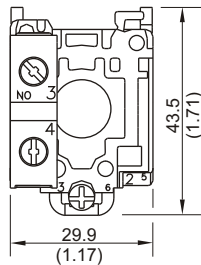
LED PILOT LIGHTS



LEGEND PLATE



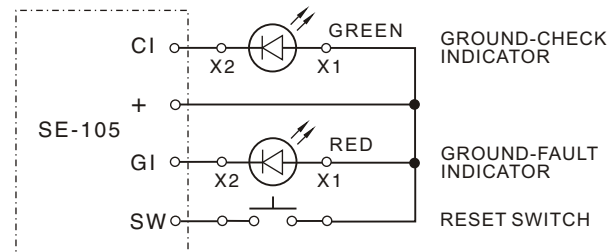
PUSH BUTTON



MOUNTING DETAIL

NOTES:

1. DIMENSIONS IN MILLIMETRES (INCHES).
2. ----- INDICATES CLEARANCE REQUIRED.
3. PANEL THICKNESS 1.0 TO 6.0 (0.04 TO 0.24).
4. NEMA 4X.



CONNECTION DIAGRAM

NOTES:

1. SEE SE-105 OR SE-107 MANUAL FOR MORE INFORMATION.
2. MANUALS ARE AVAILABLE AT www.startco.ca

RK-102

REMOTE INDICATION AND RESET FOR SE-105/SE-107

- | | |
|-----------------------------------|-----------------------------------|
| 1 - LED PILOT LIGHT, RED: | 21 mA @ 12 V _{dc} |
| 1 - LED PILOT LIGHT, GREEN: | 21 mA @ 12 V _{dc} |
| 1 - PUSH BUTTON ASSEMBLY, YELLOW: | 3 A @ 240 V _{ac} - A600 |
| | 0.5A @ 125 V _{dc} - Q600 |

- 1 - "RESET" LEGEND PLATE
- 1 - "GROUND CHECK" LEGEND PLATE
- 1 - "GROUND FAULT" LEGEND PLATE



Littelfuse
STARTCO
1-800-TEC-FUSE (1-800-832-3873)
Made in Saskatoon, Canada



Copyright © 2011
Printed in Canada
181011

Mouser Electronics

Authorized Distributor

Click to View Pricing, Inventory, Delivery & Lifecycle Information:

[Littelfuse:](#)

[RK-102](#)