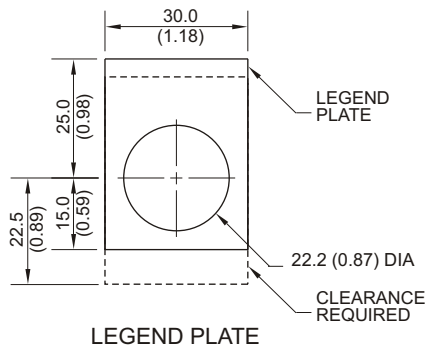
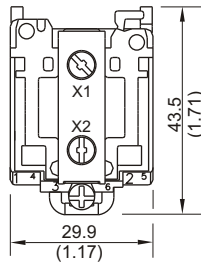
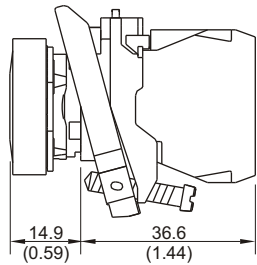


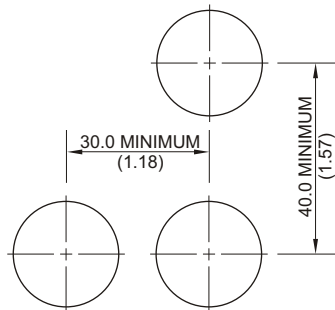
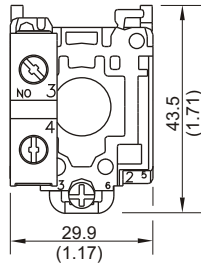
LED PILOT LIGHTS



LEGEND PLATE



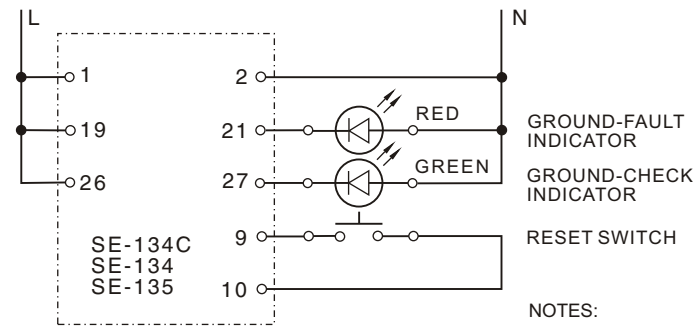
PUSH BUTTON



MOUNTING DETAIL

NOTES:

1. DIMENSIONS IN MILLIMETRES (INCHES).
2. ----- INDICATES CLEARANCE REQUIRED.
3. PANEL THICKNESS 1.0 TO 6.0 (0.04 TO 0.24).
4. NEMA 4X.



CONNECTION DIAGRAM

NOTES:

1. RK-132 COMPONENTS ARE NOT POLARITY SENSITIVE.
2. SEE SE-134, SE-134C OR SE-135 MANUAL FOR MORE INFORMATION.
3. MANUALS ARE AVAILABLE AT www.startco.ca

RK-132

REMOTE INDICATION AND RESET FOR SE-134 / SE-134C / SE-135

- | | |
|-----------------------------------|-----------------------------------|
| 1 - LED PILOT LIGHT, RED: | 24-120 V _{ac} / dc |
| 1 - LED PILOT LIGHT, GREEN: | 24-120 V _{ac} / dc |
| 1 - PUSH BUTTON ASSEMBLY, YELLOW: | 3 A @ 240 V _{ac} - A600 |
| | 0.5A @ 125 V _{dc} - Q600 |

- 1 - "RESET" LEGEND PLATE
- 1 - "GROUND CHECK" LEGEND PLATE
- 1 - "GROUND FAULT" LEGEND PLATE



Copyright © 2011
Printed in Canada
181011

Mouser Electronics

Authorized Distributor

Click to View Pricing, Inventory, Delivery & Lifecycle Information:

[Littelfuse:](#)

[RK-132](#)