









## REMOTE INDICATION & MONITORING

REMOTE INDICATORS & MONITORS		
Product	Features	Accessory For
<b>RM1000</b> <b>RM1000-3R</b> <b>RM1000 NEMA 4</b> Motor-monitoring Device 	Motor-monitoring device to be used in conjunction with the 777 family of products (excluding the P1 Series), 77C family of products, and the 601 voltage monitors, via Modbus protocol with a communications module. The RM1000/777 motor management system combines unsurpassed electronic motor protection and critical, user-friendly, motor monitoring.  <a href="http://www.littelfuse.com/rm1000">Full datasheet available at www.littelfuse.com/rm1000</a>	<b>777 Series</b> <b>77C Series</b> <b>601 Series</b>
<b>RM2000</b> <b>RM2000CBM+</b> <b>RM2000-RTDW</b> Motor-monitoring Device 	Motor-monitoring device to be used in conjunction with the 777 family of products (excluding the P1 Series), 77C family of products and the Model 601 voltage monitors, via Modbus protocol with a communications module. The RM2000/777 motor management system combines unsurpassed electronic motor protection and critical, user-friendly, motor monitoring.  <a href="http://www.littelfuse.com/rm2000">Full datasheet available at www.littelfuse.com/rm2000</a>	<b>777 Series</b> <b>77C Series</b> <b>601 Series</b>
<b>INFORMER</b> Remote diagnostic tool 	Hand-held diagnostic tool designed for use with single-phase pump relays. The Informer uses an infrared receiver to access information sent from the relay which can be helpful for troubleshooting the system. Comes with IR Kit-12 (12" long).  <a href="http://www.littelfuse.com/informer">Full datasheet available at www.littelfuse.com/informer</a>	<b>111P</b> <b>111P-ENCL</b> <b>232-Insider</b> <b>233P-ENCL</b> <b>235P</b> <b>234-P</b> <b>111-Insider-P</b> <b>231-Insider-P</b> <b>233P-1.5</b> <b>233P-1.5-ENCL</b> <b>235P-ENCL</b>
<b>IR Kit-36 (36" long)</b> Informer Fiber Optic Kit 	Use with the Informer. Simply attaches to the face of the unit to provide remote diagnostics without opening the panel.	<b>LSRX1</b> <b>LSRX-C</b> <b>111-Insider-P</b> <b>231-Insider-P</b> <b>455</b>
<b>INFORMER-MS</b> Remote diagnostic tool 	Hand-held diagnostic tool designed for use with the Littelfuse 455 Series. The Informer-MS uses an infrared receiver to read valuable information transmitted from the 455, which can be helpful for troubleshooting the system  <a href="http://www.littelfuse.com/informer-ms">Full datasheet available at www.littelfuse.com/informer-ms</a>	<b>455 Series</b>
<b>OL-RESET</b> Remote Reset Module 	Allows the 777 line of motor and pump relay products to be manually reset without opening the panel door. Simply connect the module to the 777 communication port, connect a wire to each of the two applicable pins on the OL-RESET and to a normally-open push-button switch (sold separately). Mount the push-button switch in a convenient location.	<b>777 Series</b>
<b>777-MRSW</b> Manual Remote Reset Kit (24" long) 	Allows the 777 line of motor and pump relay products to be manually reset without opening the panel door. Simply connect the 9-pin adapter to the 777 communication port and mount the push-button switch in a convenient location.	<b>777 Series</b>
<b>M500</b> Electronic Megohmmeter 	Automatic, portable, battery-powered insulation tester. This unit is specifically designed as an inexpensive alternative to costly swing needle megohmmeters. The M500 measures insulation resistance values of motors, generators and transformers up to 1000 megohms at 500VAC, indicating the condition of insulation on the zone scale. Its compact design and ease of use makes the M500 a great diagnostic tool for motor rewind shops, electrical maintenance personnel and pump installers.	

# Mouser Electronics

Authorized Distributor

Click to View Pricing, Inventory, Delivery & Lifecycle Information:

Littelfuse:

[OL-RESET](#) [M500](#) [IR KIT-36](#)