

MINI® Blade Fuses



MINI® Shunt

## MINI® Blade Fuses Rated 32V

The MINI® Fuse is the standard for vehicle circuit protection. Its miniature design meets the need for more circuits to be protected while utilizing less space, and its ability to cope with high temperatures in adverse environments makes the MINI® Fuse of recommended choice for protection.

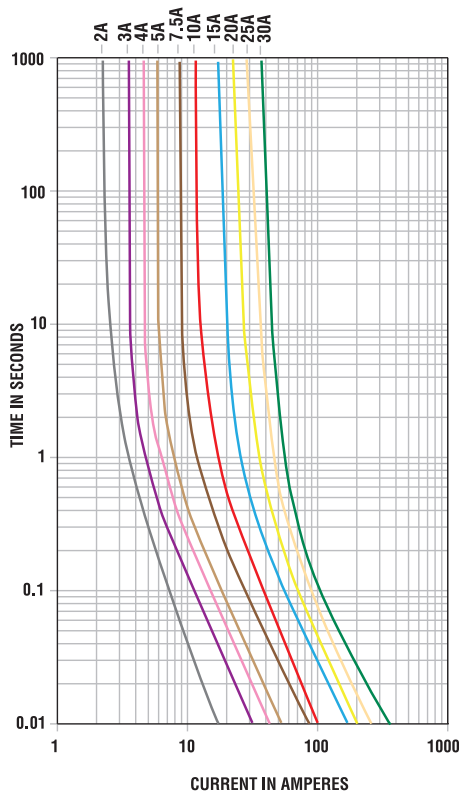
### Specifications

	MINI (Silver Plated)	MINI Sn (Tin Plated)
Voltage Rating:	32 VDC	32 VDC
Interrupting Rating:	1000A @ 32 VDC	1000A @ 32 VDC
*Recommended Environmental Temperature:	-40°C to +125°C	-40°C to +125°C
Terminals Material:	Silver plated zinc alloy PA66	Tin plated zinc alloy PA66
Housing Material:	(U.L. 94 Flammability rating – V2) Thermoplastic	(U.L. 94 Flammability rating – V2) -
MINI® Shunt Housing Material:	(U.L. 94 Flammability rating – V0)	-
Net Weight Per Fuse:	0.57±5% gr	0.57±5% gr
Complies with:	SAE J2077, ISO 8820-3, UL 248 Special Purpose Fuses	SAE J2077, ISO 8820-3 not UL recognized



\*Tin plating's temperature limit is ≈130°C. Silver plating allows up to 150°C at the terminal interface.

### Time-Current Characteristic Curves



### Ordering Information

Part Number	Rating	Package Size
0297xxx.WXNV	2 - 30 & SHUNT	3000
0297xxx.U	2 - 30	500
0297xxx.H	2 - 30	100
0297xxx.L	2 - 30	50
<b>MINI® Sn Fuse</b>		
0297xxx.WXT	2 - 30	3000

### Time-Current Characteristics

% of Rating	Opening Time Min / Max (s)
110	360,000 / ∞
135	0.75 / 600
200	0.15 / 5
350	0.08 / 0.5
600	0.03 / 0.1

### Ratings

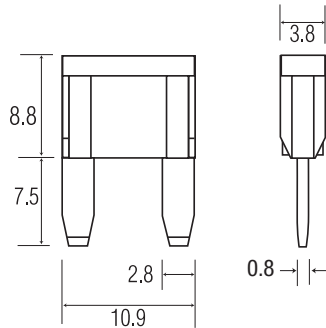
Part Number	Current Rating (A)	Housing Material Color	Test Cable Size (mm²)	Typ. Voltage Drop (mV)	Typ. Cold Resistance (mΩ)	Typ. I²t (A²s)
0297002._	2		0.5	171	55.60	2.8
0297003._	3		0.5	153	33.75	9.4
0297004._	4		0.5	121	23.48	17
0297005._	5		0.5	129	17.75	25
029707.5._	7.5		0.75	135	10.85	68
0297010._	10		1	108	7.42	93
0297015._	15		1.5	98	4.58	270
0297020._	20		2.5	96	3.21	380
0297025._	25		2.5	86	2.36	625
0297030._	30		4	87	1.85	1,100
0297900._	SHUNT		-	-	-	-

The typical I²t is an average value calculated from the breaking capacity tests by using the melting time before the arcing occurs.

## MINI® Blade Fuses Rated 32V

### Dimensions

Dimensions in mm for reference only. See outline drawing for dimensions and tolerances.



### Temperature Table

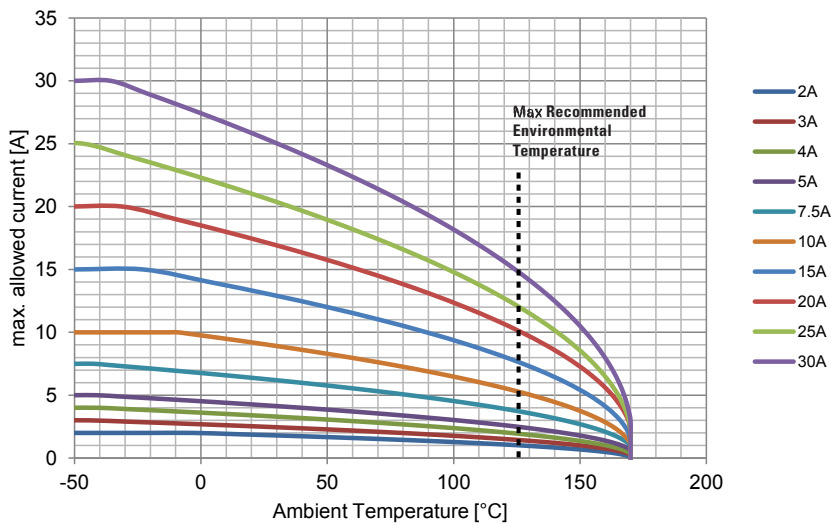
	max. allowed current load [A] at ambient temperature (typical derating)							
	-40°C	-20°C	0°C	20°C	40°C	60°C	80°C	100°C
<b>2A</b>	2.0	2.0	2.0	1.9	1.7	1.6	1.4	1.3
<b>3A</b>	3.0	2.8	2.7	2.5	2.4	2.2	2.0	1.8
<b>4A</b>	4.0	3.8	3.6	3.4	3.2	2.9	2.7	2.4
<b>5A</b>	5.0	4.8	4.5	4.3	4.0	3.7	3.4	3.0
<b>7.5A</b>	7.5	7.1	6.8	6.4	6.0	5.5	5.1	4.5
<b>10A</b>	10	10	9.8	9.2	8.6	8.0	7.3	6.5
<b>15A</b>	15	15	14	13	12	12	11	9.0
<b>20A</b>	20	19	18	17	16	15	14	12
<b>25A</b>	25	24	22	21	20	18	17	15
<b>30A</b>	30	29	27	26	24	22	20	18

MINI SHUNT Maximum Continuous Load at 85°C: 20A

### Typical Derating of Fuse Melting Element

Temperature Security Margin is 20%

Please contact Littelfuse® for Details Regarding Derating Test Set-Up.



Derating curves may change depending on the final condition of the application (terminals characteristics, wire size etc.). Please ask Littelfuse® for more information.

REV11042021

Littelfuse® products are not designed for, and shall not be used for, any purpose (including, without limitation, automotive, military, aerospace, medical, life-saving, life-sustaining or nuclear facility applications, devices intended for surgical implant into the body, or any other application in which the failure or lack of desired operation of the product may result in personal injury, death, or property damage) other than those expressly set forth in applicable Littelfuse® product documentation. Warranties granted by Littelfuse® shall be deemed void for products used for any purpose not expressly set forth in applicable Littelfuse® documentation. Littelfuse® shall not be liable for any claims or damages arising out of products used in applications not expressly intended by Littelfuse® as set forth in applicable Littelfuse® documentation. The sale and use of Littelfuse® products is subject to Littelfuse Terms and Conditions of Sale, unless otherwise agreed by Littelfuse®.

# Mouser Electronics

Authorized Distributor

Click to View Pricing, Inventory, Delivery & Lifecycle Information:

[Littelfuse:](#)

[297004](#) [297002](#) [297003](#) [297005](#) [29707.5](#) [297010](#) [297015](#) [297020](#) [297025](#) [297030](#) [0297002.L](#) [0297005.L](#)  
[0297002.H](#) [0297025.L](#) [0297020.H](#) [029707.5H](#) [0297004.H](#) [0297005.H](#) [029707.5L](#) [0297025.H](#) [0297030.L](#)  
[0297010.H](#) [0297003.H](#) [0297003.L](#) [0297030.H](#) [0297020.L](#) [0297010.L](#) [0297004.L](#) [0297015.H](#) [0297015.L](#)  
[029707.5WXT](#) [0297010.WXT](#) [0297003.WXT](#) [0297015.WXT](#) [0297005.WXT](#) [0297025.WXT](#) [0297002.WXT](#)  
[0297030.WXT](#) [0297020.WXT](#) [0297004.WXT](#)